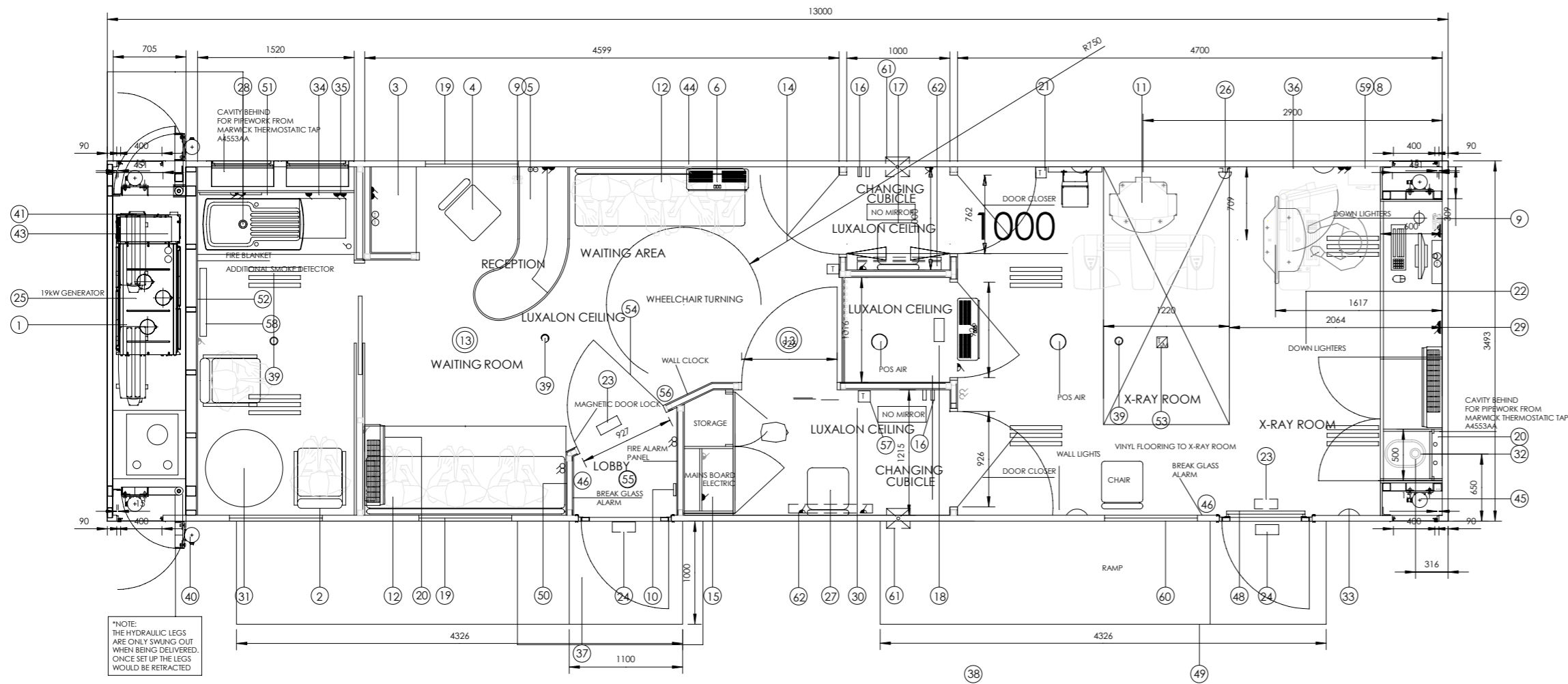
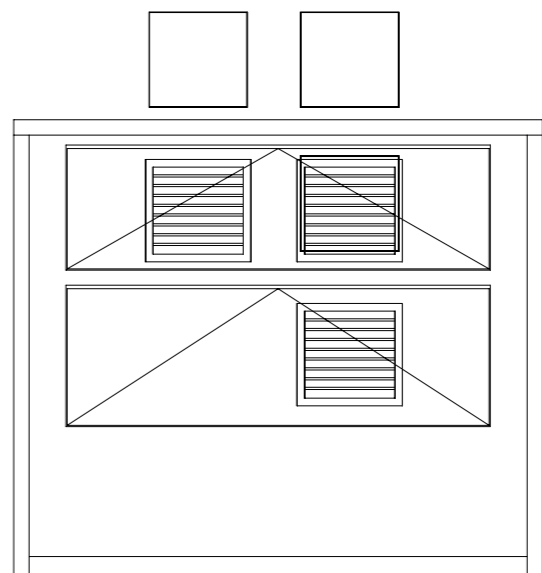
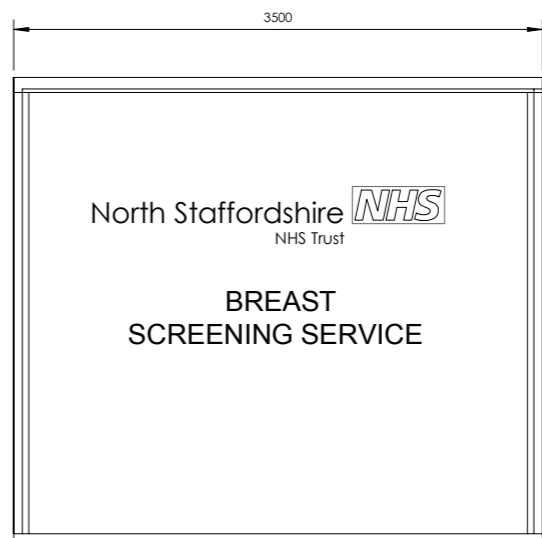
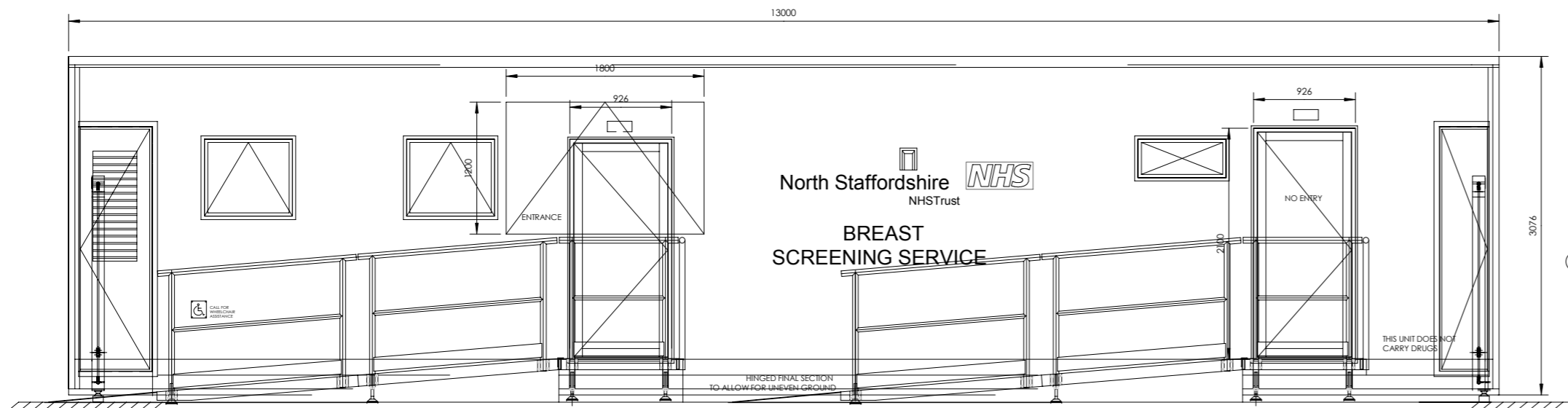


1. This drawing is copyright.
2. All dimensions to be checked on site before proceeding.
3. Contractor to check/adjust dimensions of new work to suit existing conditions. Do not assume existing structure or details are plumb, square or level.
4. Contractor must notify the architect of any discrepancies before proceeding.
5. All drawings to be read in conjunction with all other consultants drawings and specs.



1. AIR-CONDITIONING CONDENSER (2 OFF)
2. CHAIR
3. WORKTOP WITH CUPBOARD ABOVE & BELOW
4. TYPIST CHAIR
5. DESK DRAWERS UNDER
6. WALL MOUNTED FAN HEATER HIGH LEVEL
7. OPENING HIGH LEVEL WINDOW, FROSTED
8. X-RAY ISOLATION SWITCH
9. INTERCOM
10. ALARM KEY PAD
11. 10mm STEEL PLATE (FOR MTG X-RAY EQUIPMENT)
12. BENCH SEATING STORAGE UNDER
13. CEILING MOUNTED SPEAKER
14. FLUORESCENT LIGHTS
15. MAINS ELECTRICS CUPBOARD - 3 PHASE & ALARM CPU
16. COAT HOOKS (TYP 2 POSITIONS)
17. FIXED SEAT
18. X-RAY WARNING LIGHT
19. OPENING WINDOW, WITH WOODEN VENETIAN BLIND
20. AIR-CONDITIONING UNIT
21. CURTAIN HEATER THERMOSTAT
22. 2 OFF DOWNLIGHTERS
23. EMERGENCY EXIT LIGHT
24. BULKHEAD LIGHT
25. 19KW GENERATOR
26. EMERGENCY STOP BUTTON
27. FOLD UP SEAT
28. SINK & DRAINER, WITH CUPBOARD UNDERNEATH + WATER HEATER
29. SOCKETS VIA X-RAY CIRCUIT
30. FLUORESCENT LIGHT, BEHIND PELMET (TYP 1 POSITIONS)
31. TABLE
32. HANDBASIN, WITH CUPBOARD UNDERNEATH
33. DIMMABLE UPLIGHTERS
34. MICROWAVE (SHARP - H282 W449 D385)
35. REFRIGERATOR UNDER WORKTOP
36. STOP/START BUTTON
37. MAIN ENTRANCE RAMP WITH HANDRAILS
38. EMERGENCY EXIT & DISABLED RAMP
39. SMOKE DETECTOR 3 OFF
40. SWING OUT HYDRAULIC LEGS
41. FUEL TANK
- 42.
43. WATER TANK
44. MAINS POWER INLET
45. HYDRAULIC STABILISING LEGS
46. FIRE EXTINGUISHER
- 47.
48. EMERGENCY DOOR, WITH NO HANDLE PANIC BAR
49. HAZARD STRIPS TO BE ADDED TO EDGES
50. MAGAZINE RACK (TO BE ARRANGED)
51. HIGH LEVEL CUPBOARD
52. PIN BOARD
53. TEMPERATURE MONITORING SENSOR
54. INNER DOOR GLAZED, WITH ROLLER BLIND
55. LOBBY LIGHT
56. UMBRELLA STAND
57. CHANGING ROOM THERMO
58. PANEL HEATER
59. MEGON BOX
60. FIXED WINDOW FROSTED
61. WALL MOUNTED EXTRACT FAN
62. DIMPLEX WALL HEATER LOW LEVEL

- SWITCH SOCKET
- SWITCH FUSE SPUR
- LIGHT SWITCH



Rev	Date	Drawn	Description
-----	------	-------	-------------

**ctd**  
architects

Clerk Bank House  
Clerk Bank  
LEEK  
Staffordshire  
ST13 5HE

Tel: 01538 373477  
Fax: 01538 386503  
e: info@ctdarchitects.co.uk

architects | historic building  
advisors | project managers |  
landscape & urban designers

Client	NORTH STAFFORDSHIRE BREAST SCREENING SERVICE
Project	PROPOSED MOBILE BREAST SCREENING UNIT WAITROSE RETAIL STORE BUXTON ROAD, LEEK
Title	BREAST SCREENING UNIT DETAILS

Status	PLANNING
--------	----------

Scale:	1:50	A2	Size	Job No:	1426
Drawn:	DWP	CH	:Chk'd	Date:	10/03/15
File path:					
Drawing Number:	AL W05			Revision:	-