

REAR ELEVATION

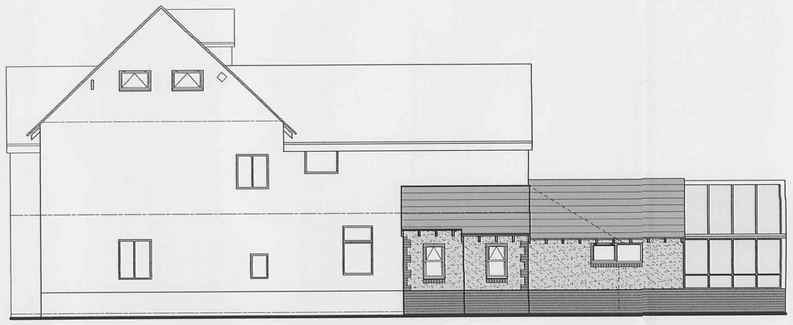

SIDE ELEVATION

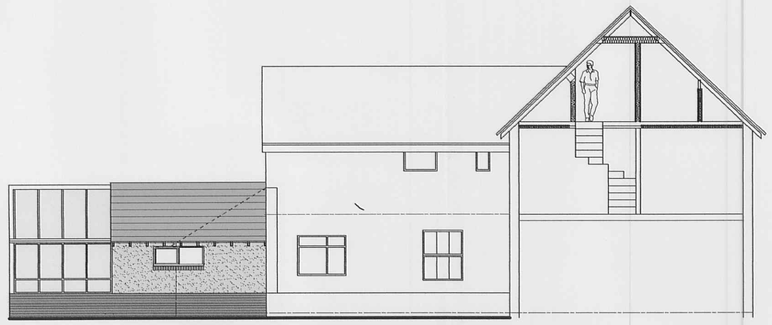

SIDE ELEVATION



FRONT ELEVATION
PORCH

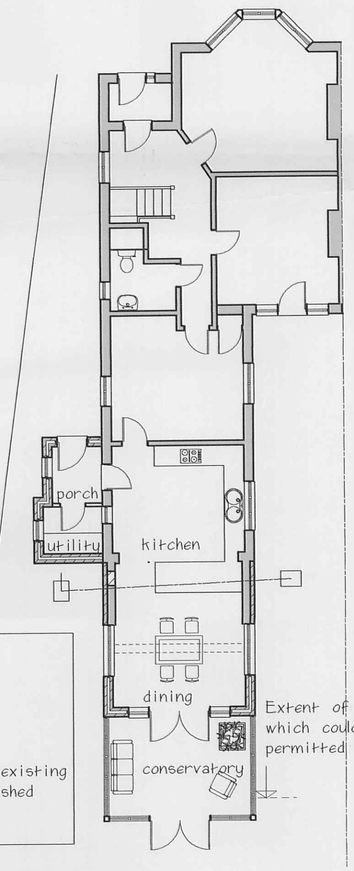


GROUND FLOOR PLAN

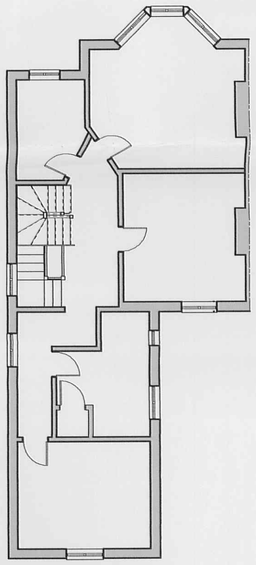

FIRST FLOOR PLAN

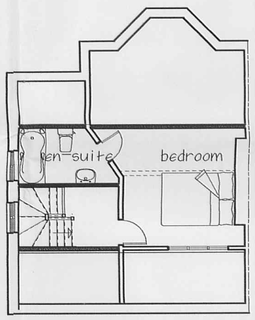


ROOF PLAN

This drawing is copyright and should not be reproduced without permission.

The contractor is responsible for checking dimensions and any discrepency to be verified before proceeding.Figured and dimensions only to be worked to -
DO NOT SCALE.

All work to be carried out in accordance with the current. Building Regulations, British Standards / Codes of practice and Statutory Authorites bye laws and recommendations.
The contractor is to check and verify all dimensions and levels and inverts etc., on site prior to commencing the works.

IF IN DOUBT ALWAYS ASK.

NOTES

ARCHITECTURAL &
ASSOCIATED SERVICES

Mill House
Springs Bank
Bagnall
Stoke-on-Trent
Staffs
ST9 9JR
01782 504950

CLIENT
MRS. R. LAMBURN &
MR. P. TAYLOR
24 THE AVENUE CHEADLE

CONTRACT
PROPOSED EXTENSION
AND LOFT CONVERSION

TITLE
SCHEME LAYOUT

| SCALE | DRAWN |
|---|---|
| 1:100 | J.P. |
| DATE | CHECKED |
| DRWG NO: | REV |

08/00469 FUL 13 MAR 2008 - SMD