STAFFORDSHIRE
moorlands
DISTRICT COUNCIL

Planning Service

08/00499 FP ... /SMDC

MOORLANDS HOUSE, STOCKWELL STREET, LEEK, STAFFORDSHIRE
MOORLANDS. ST13 6HQ TEL: (01538) 483550 FAX: (01538) 483586

Householder Planning Application

Part 1

Please use this form if you intend to extend your house or to erect any other buildings or structures for domestic purposes within the boundary of your property.

Please read the notes on the reverse of this form before you complete it.

1. APPLICANT	**2. AGENT**
Name: Mr + Mrs P Bhar	Name:
Address: 17 Crossfield Ave, Kidsgrove, Sot, ST6 7AG	Address: N/A
Tel. No.: 01782 515459	Tel. No.:
3. Address or location of proposed development.	AS ABOVE.
4. Description of proposed development and the purpose for which it will be used.	2 STOREY REAR EXT & S/S SIDE EXT - DOMESTIC
5. Type and colour of external materials to be used for walls and roof.	AS EXISTING

6. Do you propose to: (Delete as appropriate)

i)	Demolish any buildings or structures?	YES/~~NO~~	(If 'YES' show their position on your plans)		
ii)	Fell any trees or shrubs?	~~YES~~/NO			
iii)	Construct a new access to a highway?	Vehicular	~~YES~~/NO	Pedestrian	~~YES~~/NO
iv)	Alter an existing access to a highway?	Vehicular	~~YES~~/NO	Pedestrian	~~YES~~/NO

7. Have there been any previous extensions to the dwelling since it was built? YES/~~NO~~ If 'YES' please give brief details:-

S/S REAR + SIDE EXTENSIONS

8. FORMAL APPLICATION
I/~~We~~ hereby apply for planning permission to carry out the development described in this application and the accompanying plans.

Signed: ..... Date: 4.9.07

TOWN AND COUNTRY PLANNING ACT, 1990 : CERTIFICATE UNDER SECTION 65
CERTIFICATE A

I hereby certify that:-

1. No person other than the applicant was an owner of any part of the land to which the application relates at the beginning of the period 20 days before the date of this application.
2. None of the land to which the application relates is, or forms part of, an agricultural holding. (Delete the whole of 2 if the site is an agricultural holding)
3. Signed: ..... Date: 4.9.07

Reference:	08/00499/FUL Biddulph



Scale : 1:1250

© Crown copyright. All rights reserved.
Staffordshire Moorlands District Council.
Licence no. 100018384. 2007.

Organisation	Not Set
Department	Not Set
Comments	Not Set

Client:
- Mr and Mrs P Bloor
- 17 Crossfield Ave, Knypersley
- S-O-T, ST8 7AG

Project:
- 2 Storey Rear Extension
- Single Storey Side Extension
-

Scale: 1:50 -
Date: Aug 2007 -

17CA/ST87AG/11a-

Drawing:
- PROPOSED
- First Floor Plan
-

AMENDMENTS

Roof light added, internal arrangement at GF and FF altered and elevations altered to show window/door arrangement to client request

bedroom

landing

chest

down 6 5

7 8 9 10 11 12 13 down

guest bedroom / study

1200mm

a/c

store

wardrobe

wardrobe

wardrobe

master bedroom

ns

ns

books

wardrobe chest

B

A

A

B

RL

bath

dresser

bedroom

3500mm

2370mm

ns

Valley beam and lintel beam to SE design

en-suite

2800mm

2100mm

New svp

All layouts indicative only, to be used for scale reference.

PROPOSED FIRST FLOOR PLAN
scale 1:50

08/00499

Client:
- Mr and Mrs P Bloor
- 17 Crossfield Ave, Knypersley
- S-O-T, ST8 7AG

Project:
- 2 Storey Rear Extension
- Single Storey Side Extension
-

Scale: 1:50 -
Date: Aug 2007 -

17CA/ST87AG/10a-

Drawing:
- PROPOSED
- Ground Floor Plan
-

AMENDMENTS

Roof light added, internal arrangement at GF and FF altered and elevations altered to show window/door arrangement to client request

sitting

hall

wc

up

down

New down pipe

dining

store

B

lounge

garage

Beams over to support first floor construction

Beam to support wider cavity wall construction at first floor level

Existing walls taken up in blockwork/brickwork to full height

New rear garage door

A

kitchen

utility

1985mm

Confirm appliance provsion and layout to determrine BIG position with client at commencement

SVP to be fixed to floor joists and drop down in corner of extended lounge

Existing footings to be exoposed by trial hole to determine suitability to support new first floro oadings

New BIG

New MH

New storm drainage to soakaway

675mm

New BIG

New storm water drainage to soakaway

Pier must be 1/6th of the combined openings to either side

PROPOSED GROUND FLOOR PLAN

scale 1:50

08/00499 FUL

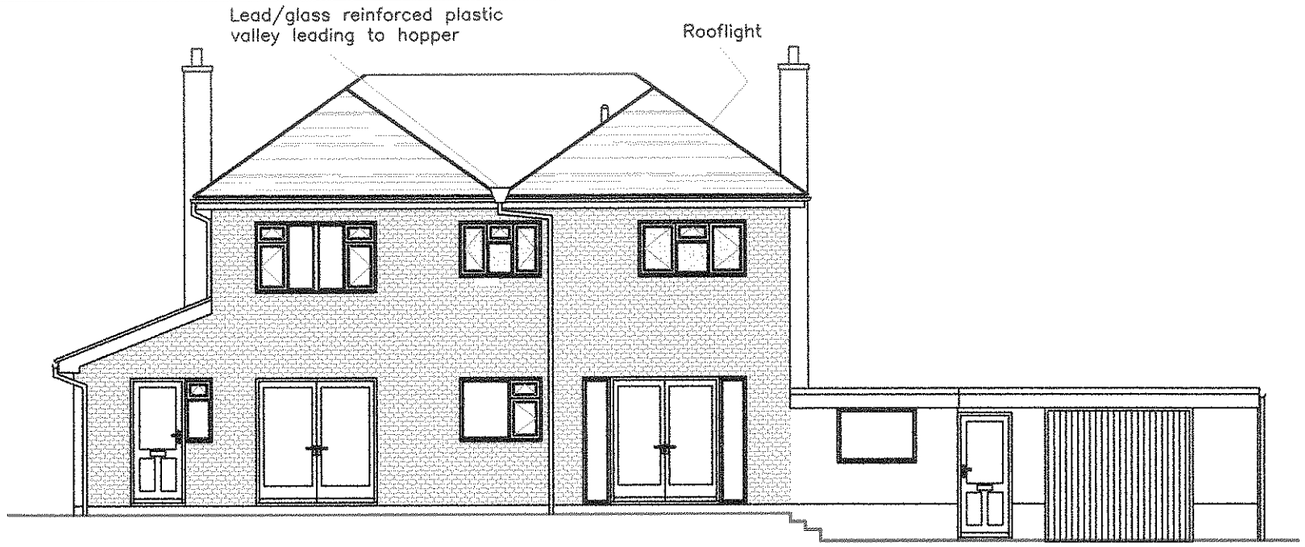

PROPOSED REAR ELEVATION
scale 1:100



PROPOSED SIDE ELEVATION
scale 1:100

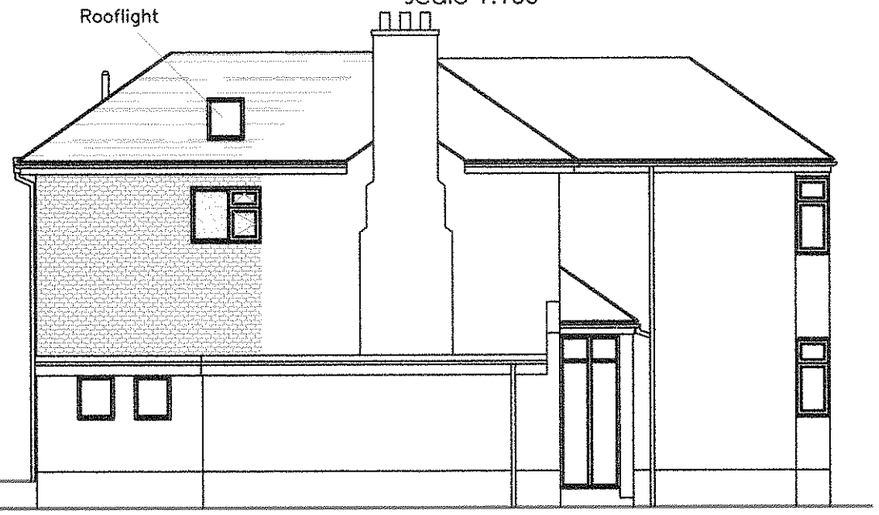

PROPOSED SIDE ELEVATION
scale 1:100



PROPOSED FRONT ELEVATION
scale 1:100

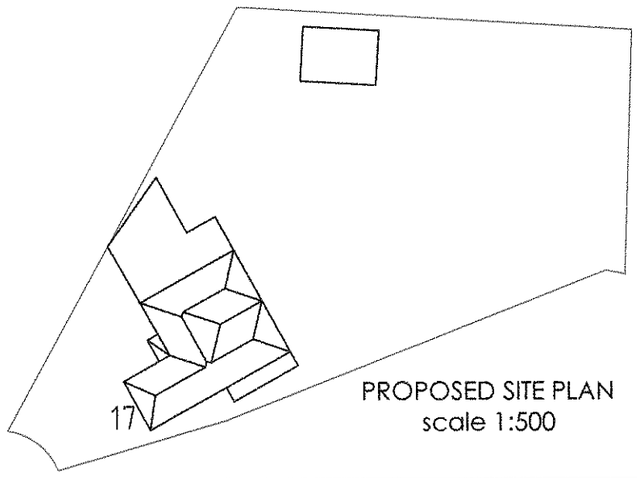

PROPOSED SITE PLAN
scale 1:500

08/00499

AMENDMENTS

Roof light added, internal arrangement at GF and FF altered and elevations altered to show window/door arrangement to client request

Scale:	1:100 1:500 -
Date:	Aug 2007 -

17CA/ST87AG/09a-

Client:
- Mr and Mrs P Bloor
- 17 Crossfield Ave, Knypersley
- S-O-T, ST8 7AG

Project:
- 2 Storey Rear Extension &
- Single Storey Side Extension
-

Drawing:
- PROPOSED
- Elevations & Site Plan
-

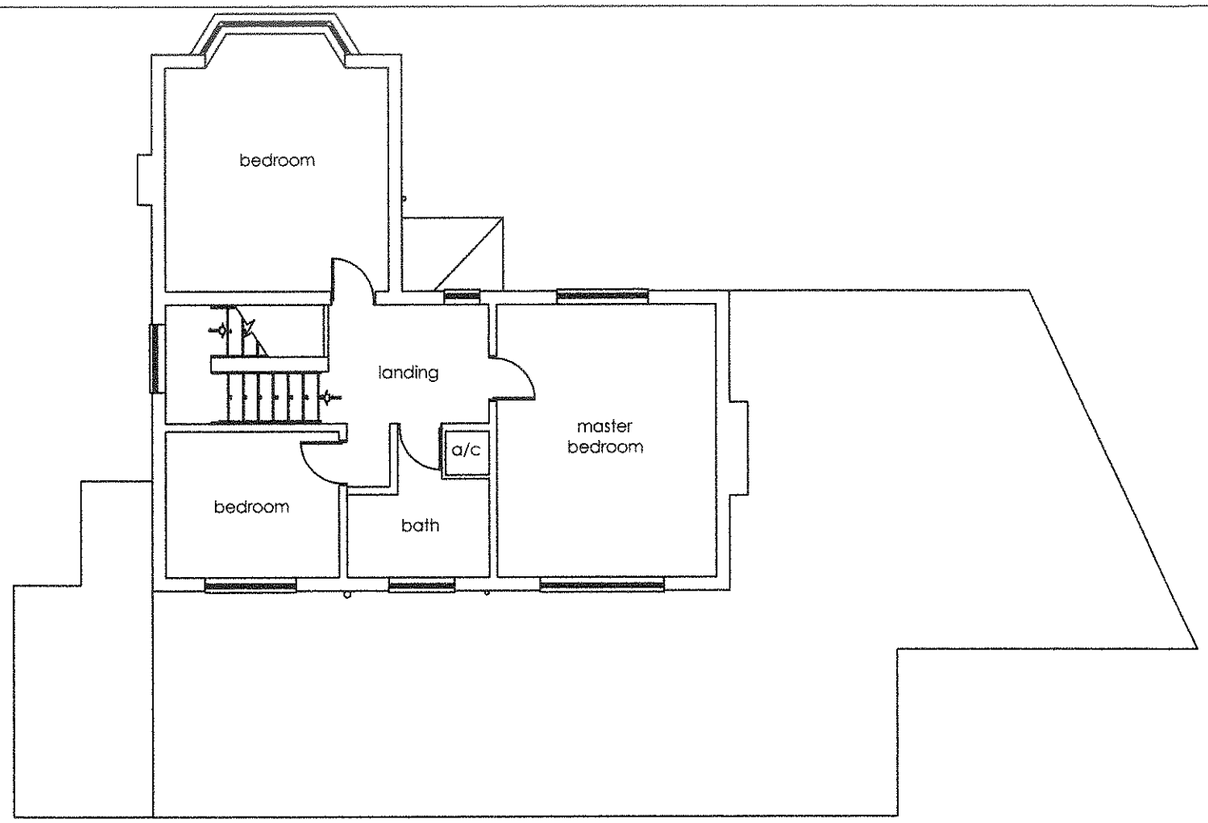

EXISTING FIRST FLOOR PLAN
scale 1:100

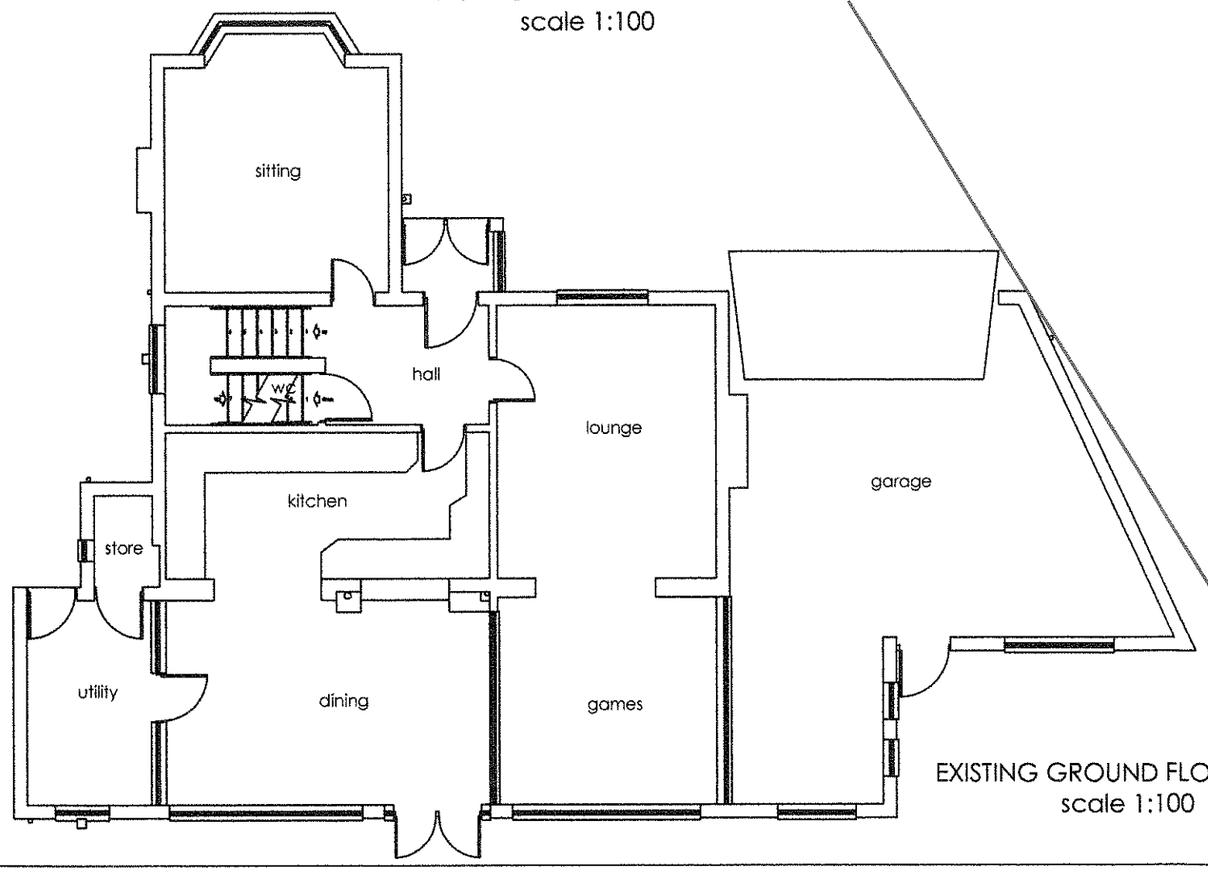

EXISTING GROUND FLOOR PLAN
scale 1:100



Client:
- Mr and Mrs P Bloor
- 17 Crossfield Ave, Knypersley
- S-O-T, ST8 7AG

Project:
- 2 Storey Rear Extension &
- Single Storey Side Extension
-

Scale: 1:100 1:1250-
Date: Aug 2007 -

17CA/ST87AG/08-

Drawing:
- EXISTING
- Floor Plans
- Location Plan

08/00499 FUL



EXISTING REAR ELEVATION
scale 1:100

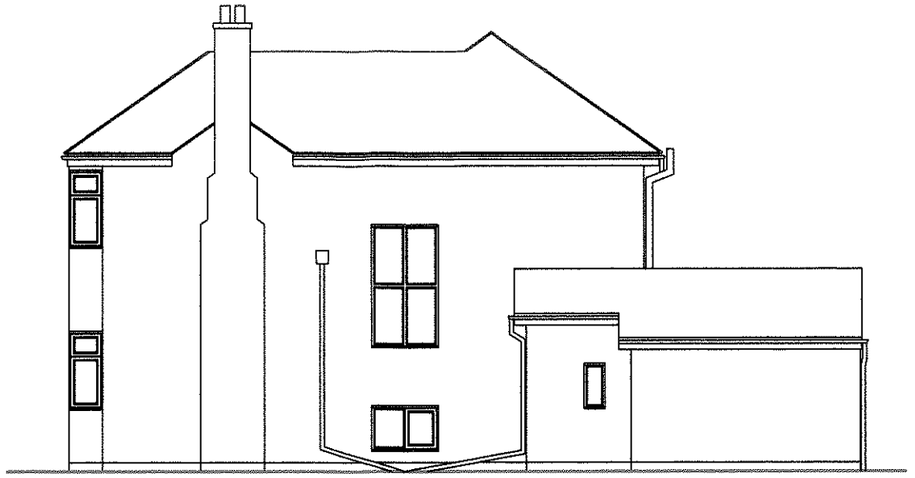

EXISTING SIDE ELEVATION
scale 1:100

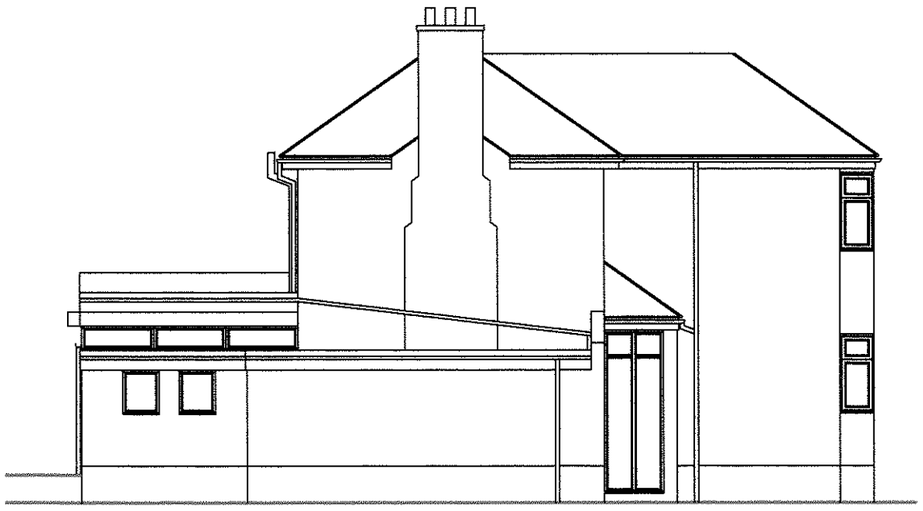

EXISTING SIDE ELEVATION
scale 1:100



EXISTING FRONT ELEVATION
scale 1:100

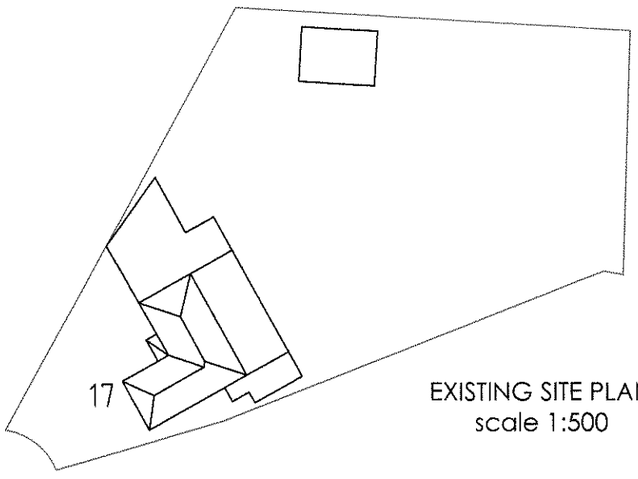

EXISTING SITE PLAN
scale 1:500

GENERAL CONSTRUCTION NOTES – These drawings are to obtain Local Authority approvals only. All work is to be carried out in accordance with the Local Authorities requirements, all manufacturers recommendations, all relevant British Standards Codes of Practice and all good building practices. All existing services within the vacinity of the works are to be located and suitably protected. The contractor is to check and verify all building and dimensions, levels and sewer invert levels BEFORE the commencement of works on site. This drawing must be read in conjunction and checked against any structural or other specialist drawings provided. The contractor is to comply in all respects with the current Building Regulations whether specifically stated on this drawing or not. The Building Regulations Department of the appropriate local authority must be notified at each stage of the building operation. All planning approval conditions, whether stated on the drawing or not must be complied with (client to be consulted). Any constructional variation must have the approval of the Building Inspector and the client. The client is to be notified by the nominated contractor of any 'cost variation' to building work before it is carried out.

08/00499 FUL

Client: - Mr and Mrs P Bloor - 17 Crossfield Ave, Knypersley - S-O-T, ST8 7AG	Project: - 2 Storey Rear Extension & - Single Storey Side Extension -	Drawing: - EXISTING - Elevations & Site Plan -	Scale: 1:100 1:500 - Date: Aug 2007 - 17CA/ST87AG/07-