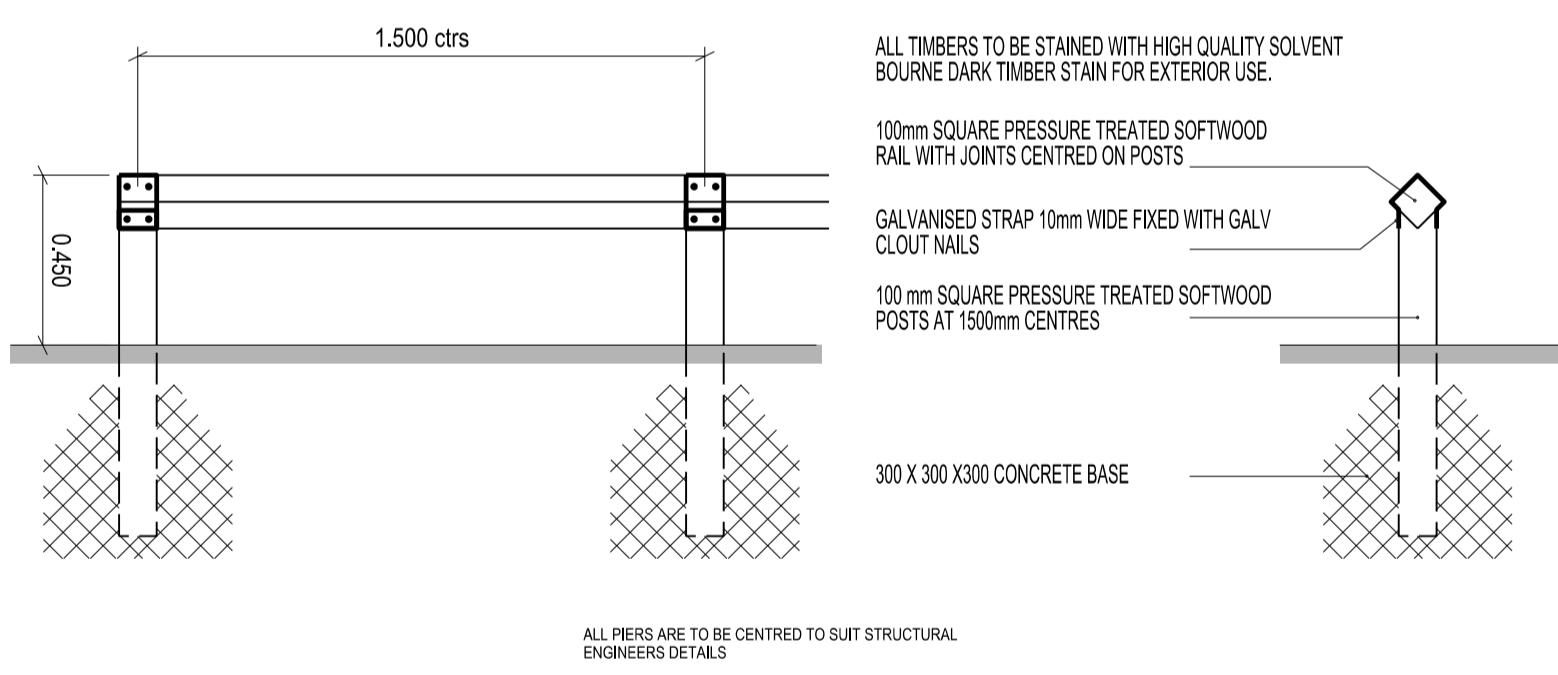


Type A - Fence ----- 2000MM HIGH CLOSE BOARDED TIMBER FENCE

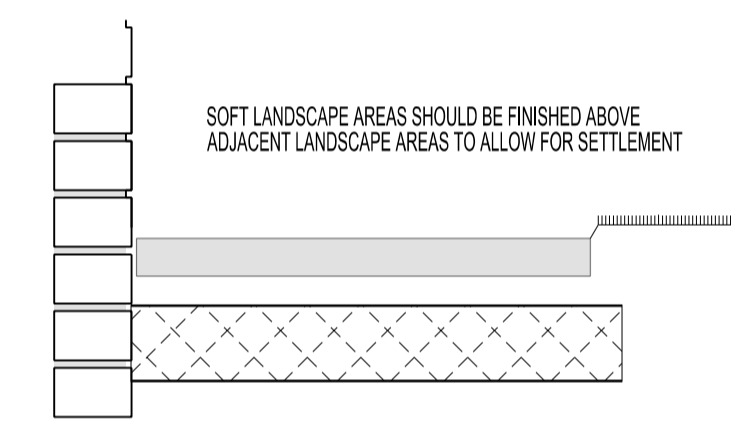
Type B - Fence ----- 1800MM HIGH CLOSE BOARDED FENCE ACCESS DOOR & FENCE TO PRIVATE REAR GARDEN

Type C - Fence ----- 1800MM HIGH CLOSE BOARDED PRIVACY SCREEN REDUCING TO 1500 HIGH FENCE

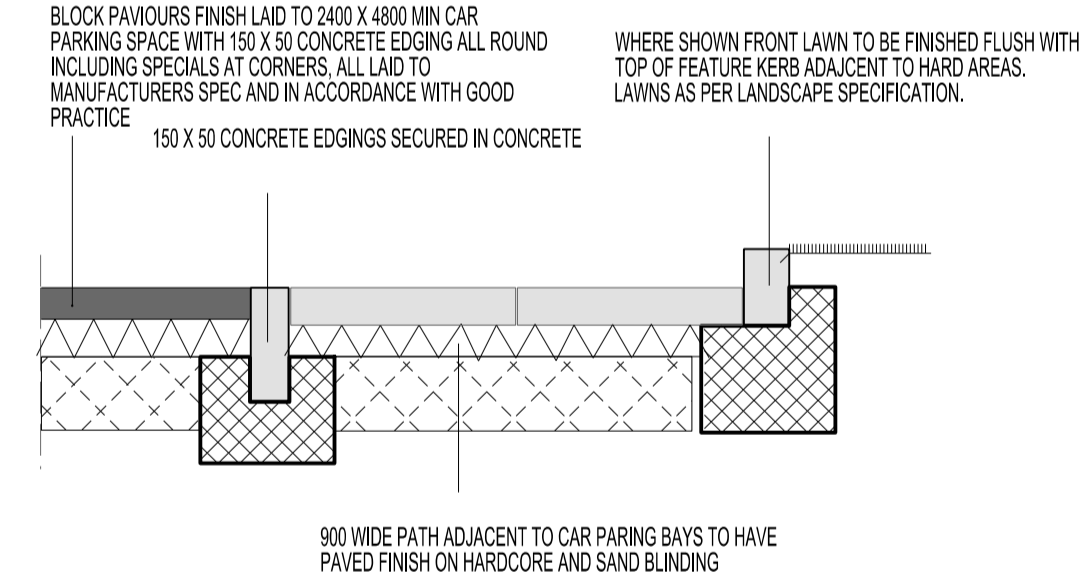


Type D- Fence ----- 450MM HIGH TIMBER KNEE RAIL

Detail :- Mowing Strip



Detail :- Paths



Typical External Detail (1:100)

A	UPDATED TO MATCH REVISED SITE PLAN	19.08.13	NW
DESIGNATION	DETAILS OF REVISION	DATE	INITIALS
PROJECT	TITLE	SCALE	STATUS
Hope and Anchor (Site 72)	Boundary Details	A1	Planning
Cellarhead, Staffs		PROJECT No: 1452	DRAWING No: L14A
		DRAWN by: NW	CHECKED: ...
		DATE: May 13	SCALE (1:100): 1:20
JOHN MCCALL ARCHITECTS LTD		Old Coop Building, Church Street, Hayfield, SK22 2JE e-mail: admin@johnmccall.co.uk	
No. 1 Arts Village, Henry Street, Liverpool L1 5BS Tel: 0151 707 1818 Fax: 707 1819			