PRELIMINARY - NOT FOR CONSTRUCTION

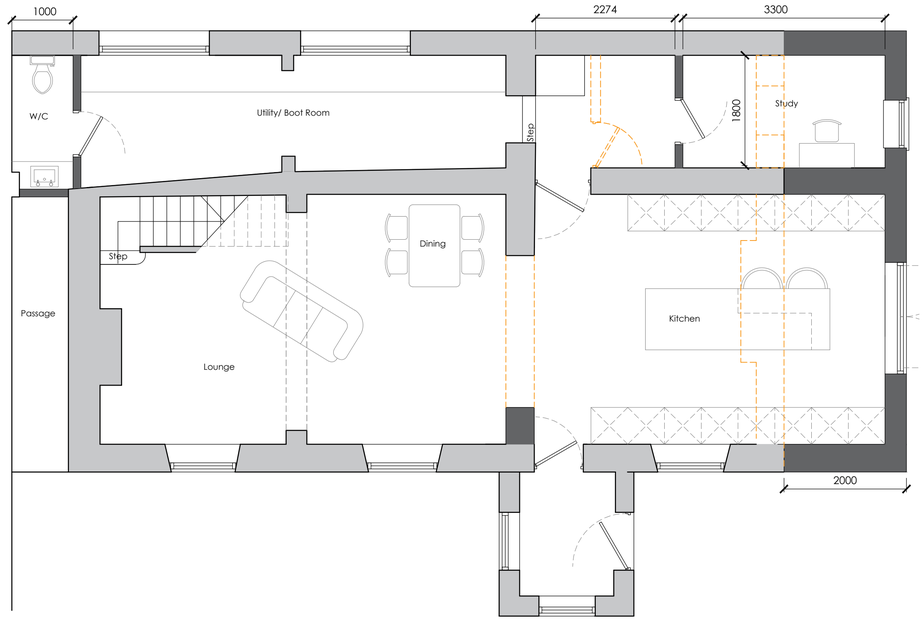

Proposed Ground Floor Plan
Scale 1 : 50

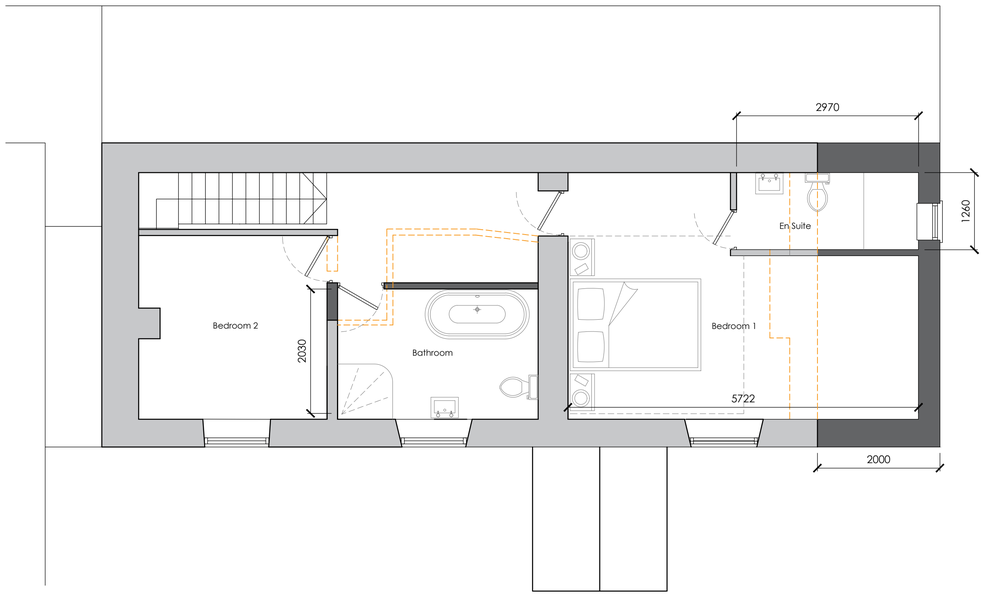

Proposed First Floor Plan
Scale 1 : 50

Proposed West Elevation
Scale 1 : 100

Proposed South Elevation
Scale 1 : 100

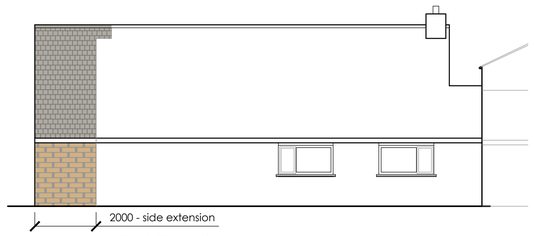

Proposed East Elevation
Scale 1 : 100

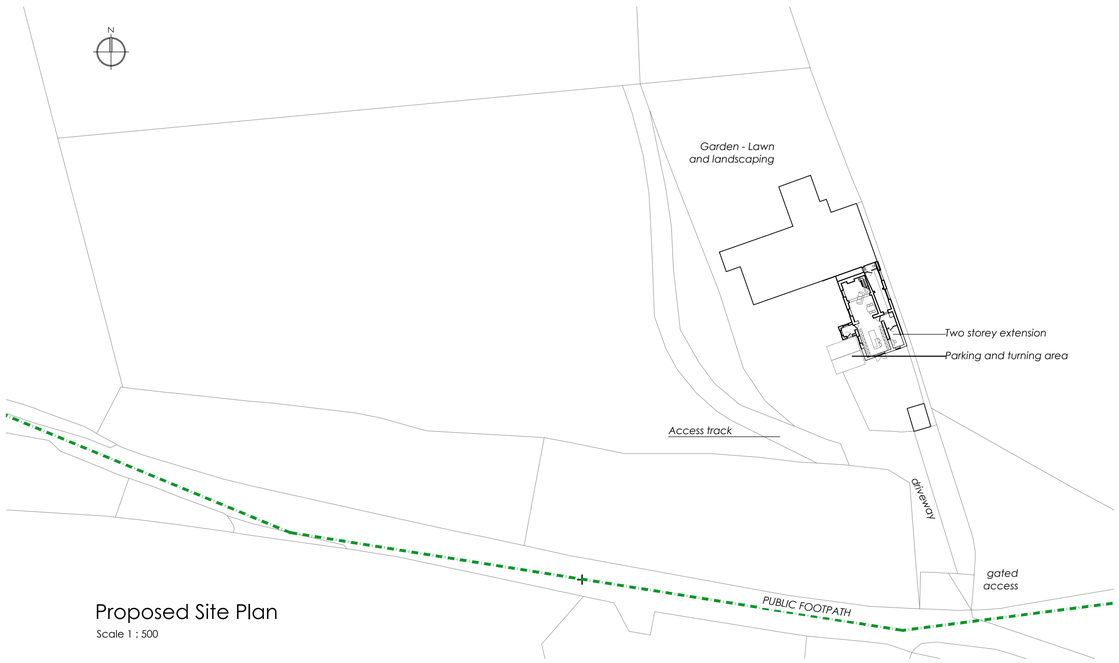

Proposed Site Plan
Scale 1 : 500

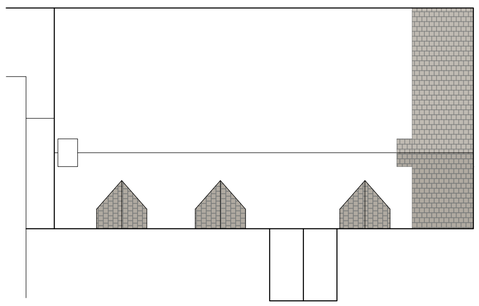

Proposed Roof Plan
Scale 1 : 100

0m 0.5 1 1.5 2 3 4 5m
SCALE 1:50

0m 1.0 2 3.0 4 6 8 10m
SCALE 1:100

0m 5.0 10 15.0 20 30 40 50m
SCALE 1:500

PLANNING PURPOSES ONLY.

Notes:

1) The contractor to confirm details of the existing structure are correct prior to commencement of any works. if there are any discrepancies please contact us.

2) Soakaways are to be a minimum of 5.0m away from any building and 10.0m away from any water course.

3) All drainage details are indicative and should there be any discrepancies, please contact us to review or agree with the building control officer.

4) in any project in which a building over a public sewer agreement is required, it is the contractor/ client responsibility to obtain the relevant approval. This is to be obtained prior to commencement on site.

5) Contractor to locate the position of any existing services prior to excavation.

6) In any project in which a Party Wall Agreement is required, it is the contractor/ client responsibility to obtain the relevant approval. In this circumstance boundary foundations may be required.

7) Unless noted otherwise, Rees Construction Management have not identified any significant risks associated with the design intent shown on this drawing which could not be managed safely by a competent contractor.

Status: PLANNING

Revisions:	dm	chk	date
P0 Initial Issue	LT	JG	04/12/25
P1 Revised following client feedback.	LT	JG	11/12/25
P2 Revised following client feedback.	LT	JG	08/01/26
P3 Revised following client feedback.	JC	LH	14/01/26
P4 Revised following client feedback.	JC	LH	19/01/26
P5 Revised following client feedback.	JC	LH	20/01/26
P6 Revised following client feedback.	EF	LH	06/02/26
P7 Revised following client feedback.	EF	JG	09/02/26

Client:
1AB Properties Ltd
Shaw Gate Farm, Foxt,
ST10 2HN

Project:
Proposed Side Extension

Drawing:
Proposed Plans and Elevations

Drawn by:	Date:	Scale:
LT	December 2025	As Shown @ A1

Rees CM Architectural Design
Address: 2 Church Street, Uttoxeter, Staffordshire, ST14 8AG. Tel: 01889 227127

Drawing No: R0553 - 002 P6