

BOX PROFILE CLADDING SHEETS TO ROOF, COLOUR - GREEN. ROOFLIGHTS TO BE INCORPORATED INTO EACH BAY OF NORTH FACING ELEVATION

VERTICAL BOX PROFILE STEEL CLADDING WITH PLASTISOL COATED FINISH, COLOUR - GREEN

PRE-CAST CONCRETE PANELS TO LOWER SECTION EXTENDING TO CIRCA 2000MM HEIGHT

2 Proposed Front Elevation (West Facing)
1 : 100

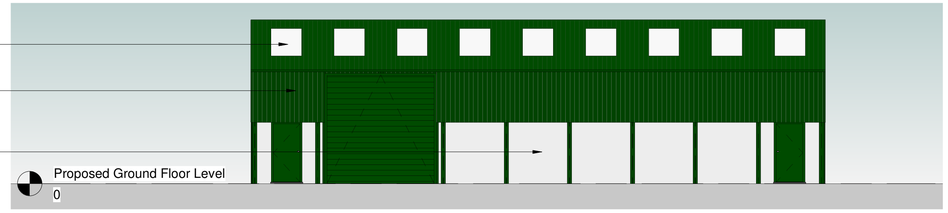

3 Proposed Side Elevation (North Facing)
1 : 100



BOX PROFILE CLADDING SHEETS TO ROOF, COLOUR - GREEN. SOLAR PV INSTALLATION/ARRAY TO BE PROVIDED TO SOUTH FACING ROOF SLOPE AS INDICATED

VERTICAL BOX PROFILE STEEL CLADDING WITH PLASTISOL COATED FINISH, COLOUR - GREEN

PRE-CAST CONCRETE PANELS TO LOWER SECTION EXTENDING TO CIRCA 2000MM HEIGHT

4 Proposed Rear Elevation (East Facing)
1 : 100

NOTE: PROPOSED SECTIONAL SIZES OF STEEL FRAME INDICATED ARE INDICATIVE. SIZES AND CENTRES/SETTING OUT TO BE CONFIRMED BY THE FRAME SUPPLIER/FABRICATOR

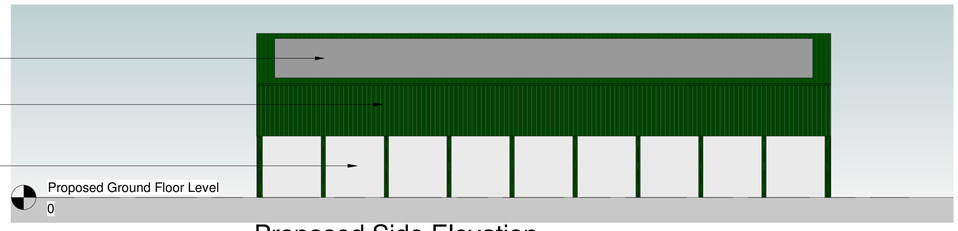

5 Proposed Side Elevation (South Facing)
1 : 100

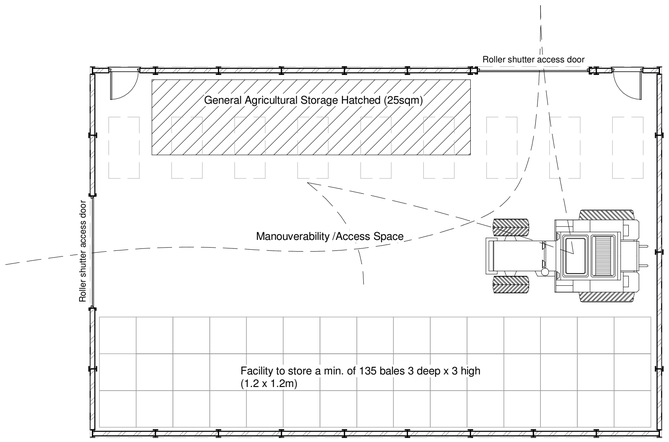

1 Proposed Floor Plan
1 : 100

GENERAL NOTES

All work is to be completed In accordance with the planning consent notice ref:

All building work is to conform with the 2010 Building Regulations and all subsequent revised documents and to the satisfaction of the building control officer.

The contractor is to check all dimensions and conditions on site prior to commencing works.

Works to be completed in strcit accordance with all project specific documents produced in accordabce with the CDM Regulations 2015.

It remians the duty of the client and contractor to establish all legal boundaries on site.

This drawing and its contents remain the copyright of EPOCH Architecture Ltd.

KEY

F.C.	-	Floor - Cill Height
C.H.	-	Head Height
D.H.	-	Door Head Height
2350	-	Floor - Ceiling Height
(E)F.W.I.C.#	-	Existing Foul Water Inspection Chamber
(E)S.W.I.C.#	-	Existing Surface Water Inspection Chamber
(E)C.W.I.C.#	-	Existing Combined Water Inspection Chamber
(E)F.W.M.H.#	-	Existing Foul Water Manhole
(E)S.W.M.H.#	-	Existing Surface Water Manhole
(E)C.W.M.H.#	-	Existing Combined Water Manhole
Rwp	-	Rainwater Pipe
SVP.	-	Soil Vent Pipe
S.S.	-	Sub-Stack
G.	-	Gulley
BIG.	-	Back Inlet Gulley

DRAWING NOTES:

0m 2m 4m 6m 8m

VISUAL SCALE 1:100 @ A1

Rev:	Details:	By/Chk	Date:

EPOCH
ARCHITECTURE

EPOCH Architecture Limited
12 Robin Hill, Biddulph Moor, Staffordshire, ST8 7NN

T: 01782 929536
M: 07709 390128
E: jonathan@epocharchitecture.co.uk
W: www.epocharchitecture.co.uk

EPOCH Architecture Limited
Registered in England & Wales
10183180

CIAT Architectural Practice

Client:
Mr Aston

Project:
Salters Ford Farm, Biddulph Park
Proposed Agricutural Building

Drawing Title:
Proposed Plan & Elevations

Stage:	Status:	
Drawn By: EA	Date: 12/08/24	Scale: 1 : 100
EPOCH Project Number:	Client Project Number: N/A	Sheet Size: A1
P375 - 202 PP02		Revision:

17/03/2025 16:47:27