

01 EAST ELEVATION 01

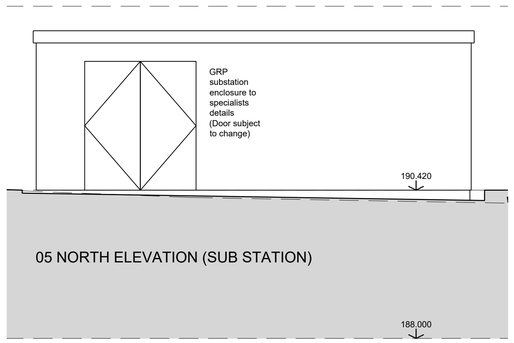

05 NORTH ELEVATION (SUB STATION)



06 SOUTH ELEVATION (SUB STATION)

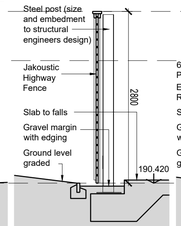

07 SECTION

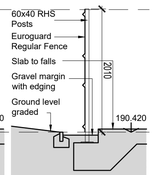

08 SECTION

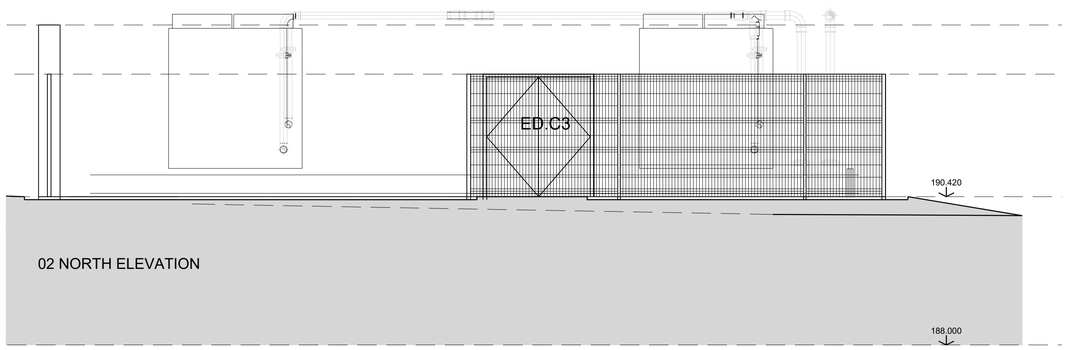

02 NORTH ELEVATION

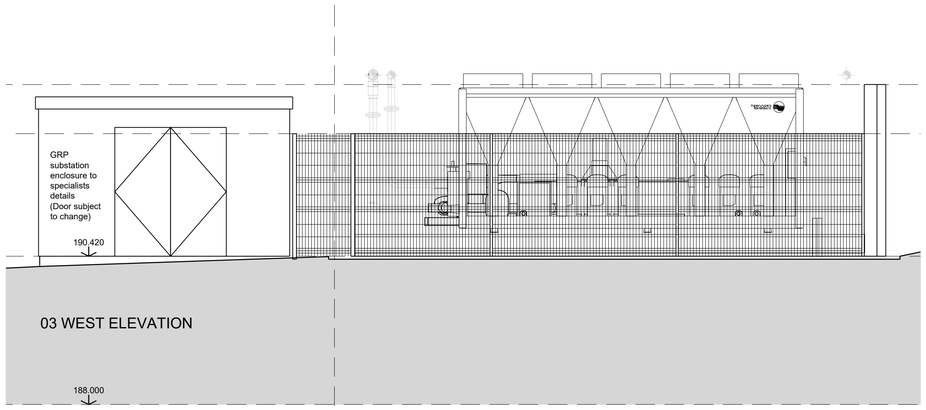

03 WEST ELEVATION



04 SOUTH ELEVATION

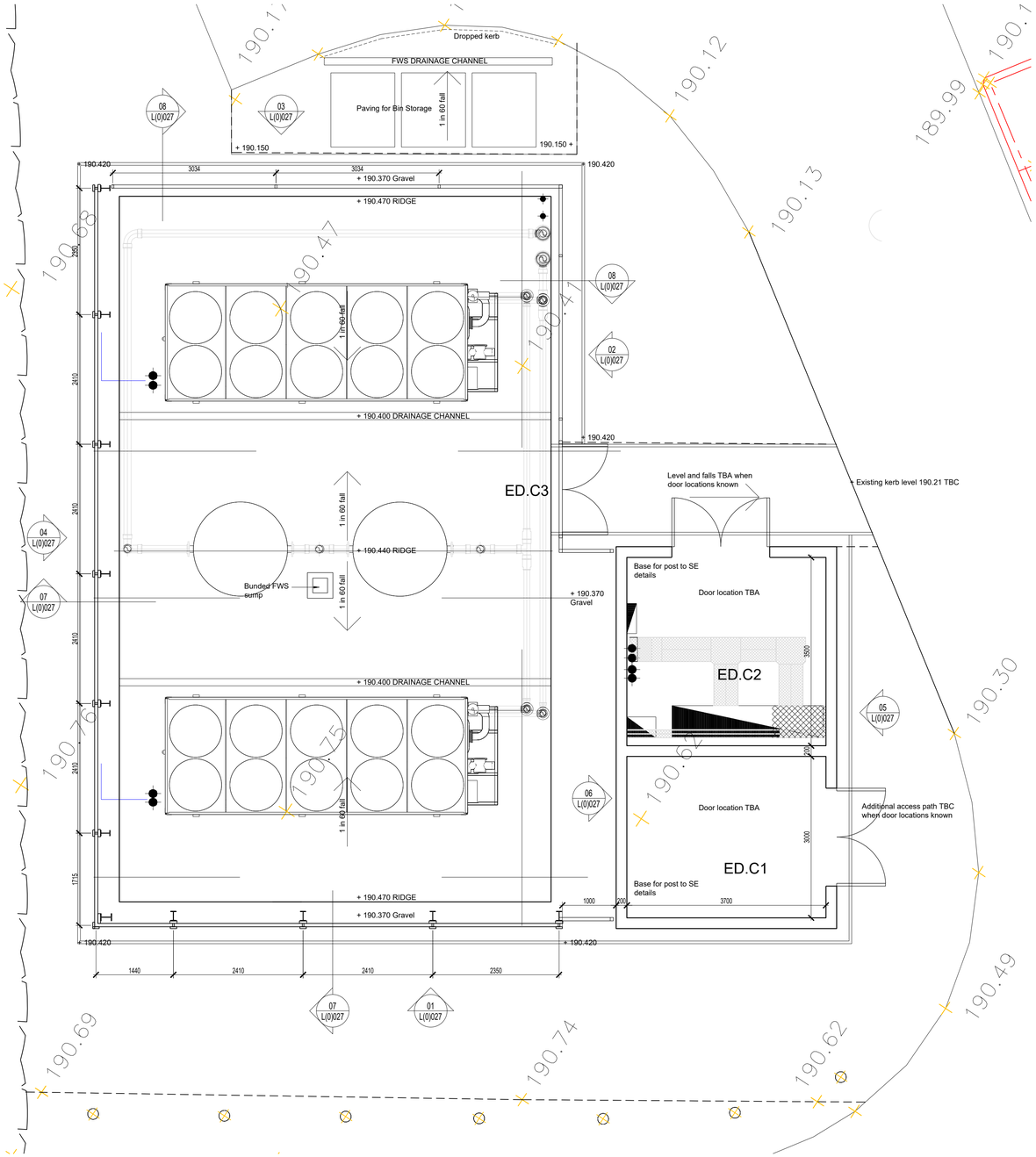

This line should measure 70mm when printed correctly

This drawing is the copyright of Roberts Limbrick Ltd and should not be reproduced in whole or in part or used in any manner whatsoever without their written permission.

Responsibility is not accepted for errors made by others in scaling from this drawing. Use only figured dimensions and report any discrepancies or omissions to the Architect immediately.

Rev	Date	By	Chk	Description
P01	05.02.2025	AM	HK	First Issue
P02	07.03.2025	AM	HK	Issued for Planning

Roberts Limbrick
03333 405 500
mail@robertslimbrick.com
robertslimbrick.com
Registered Office: England No. 06658029

Project Name
Brough Park
Leisure Centre
-

Client Name
Alliance Leisure
-
-

Drawing Title
Proposed Plant Compound
Plan, Elevations and Sections
-

Scale 1/50 • A1
Project No. 10683

Status A3
Purpose Of Issue Issued for Planning

Project	Org	Vol	Level	Form	Role
10683	RL	XX	XX	DR	A

Number L(0)027
Revision P02