NOTES

The existing building and site drawings are based on Greenhatch Group drawings which shall be referred to for measurement of the existing property

0 0.5 1 2.5
Scale 1:50 m

N

KEY

Proposed items

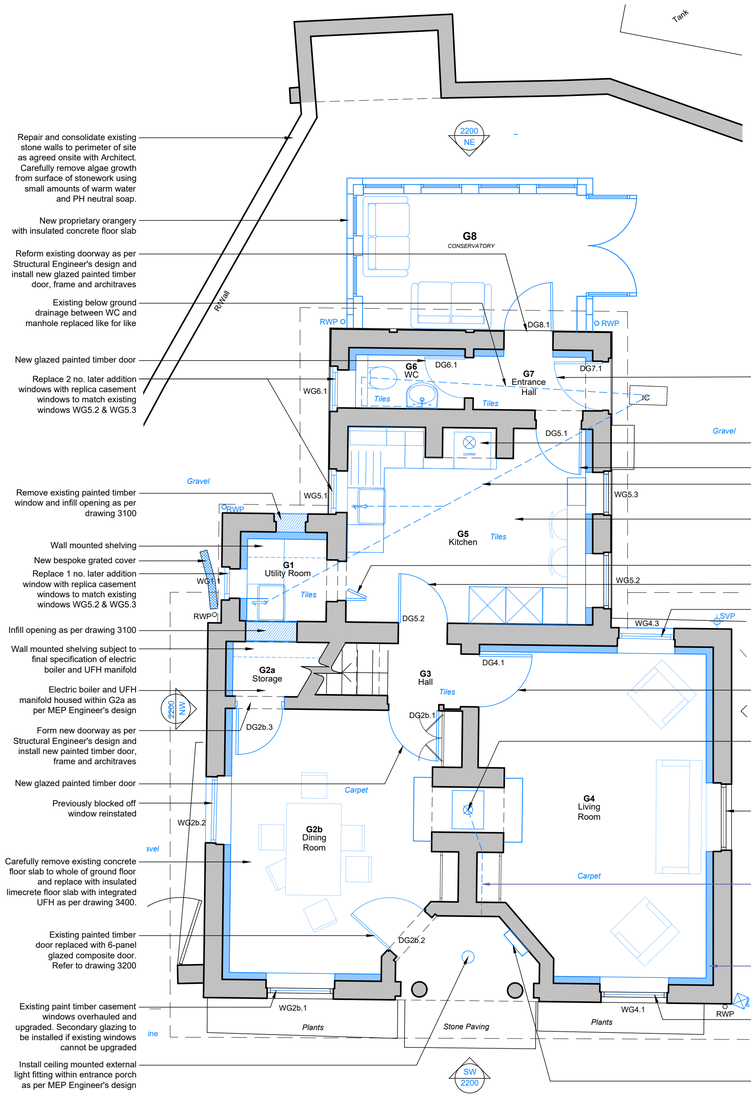

01 2000 Proposed Ground Floor Plan
1:50 @ A1

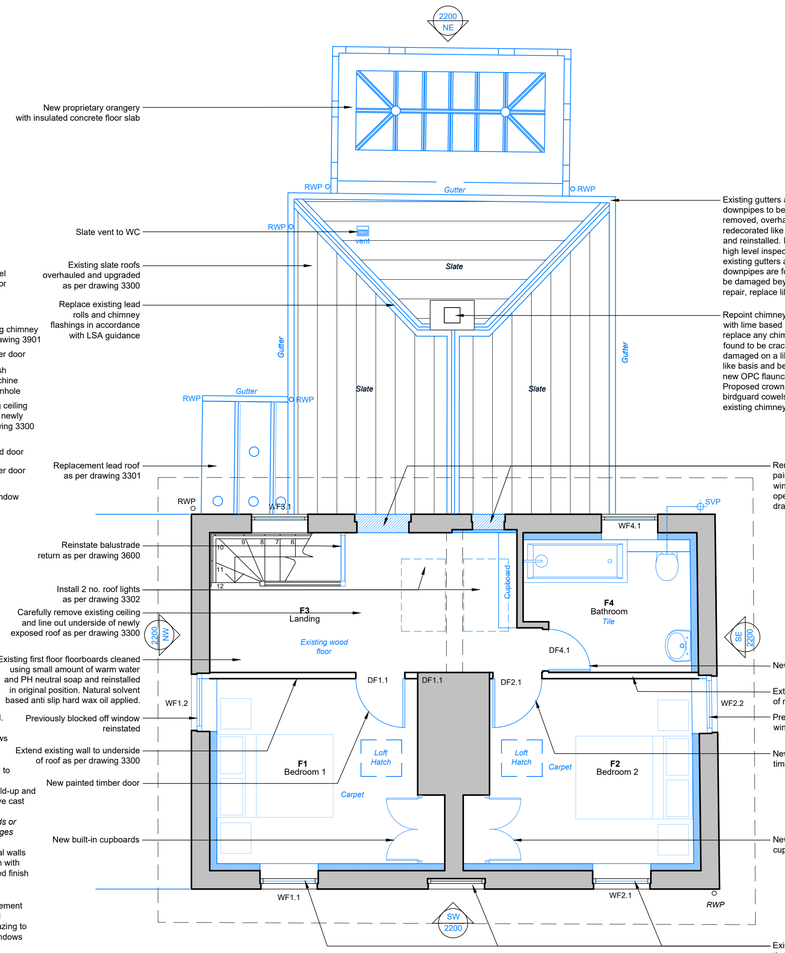

02 2000 Proposed First Floor Plan
1:50 @ A1

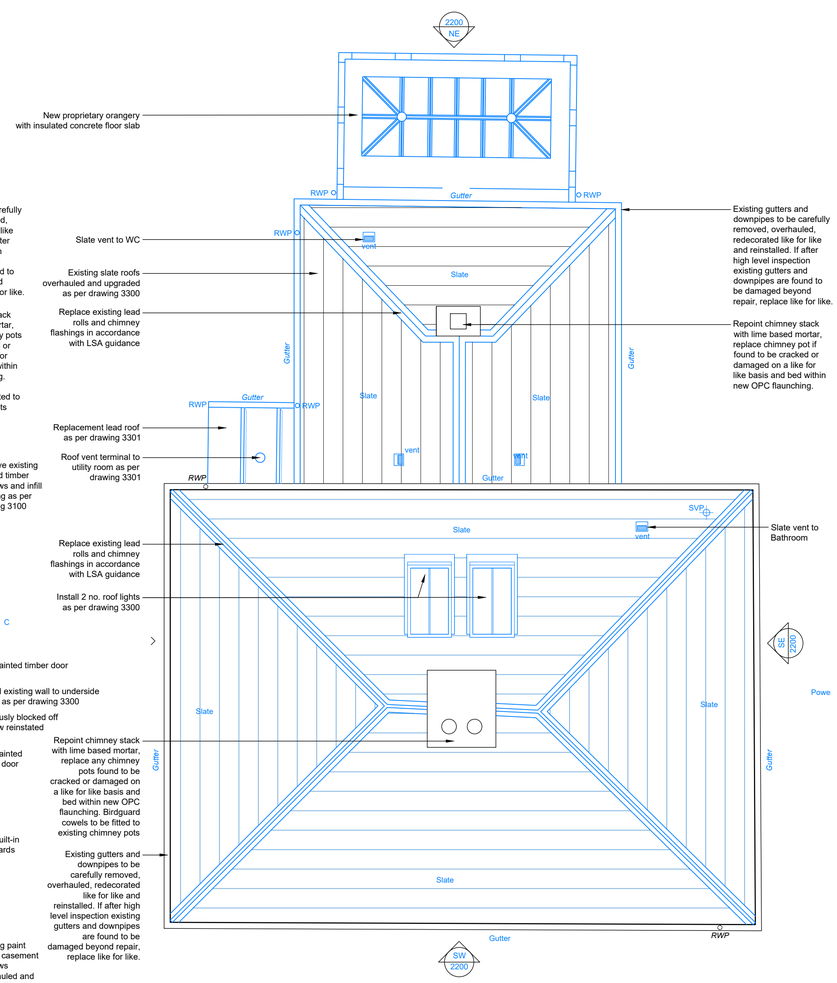

03 2000 Proposed Roof Plan
1:50 @ A1

Notes

1. Any dwg format drawing is to be read in conjunction with and at the scale of the accompanying pdf.
2. Where colours other than black or grey are used, the drawing must be plotted in colour.
3. For status 'C' (Construction) drawings all dimensions are to be checked on site by the contractor, scaling is for Local Authority purposes only.
4. Unless otherwise indicated, all dimensions are in millimeters.
5. All information on this drawing is to be read in conjunction with the relevant Donald Insall Associates specification and trade contractors' drawings and information by specialists.
6. In the event of any discrepancy, please contact us immediately.
7. This drawing may contain survey information by others and is to be used solely for the purposes for which it was issued.
8. These are uncontrolled documents issued for information purposes only. If you have any queries regarding the drawings, please contact DIA immediately.
9. Please note DIA cannot be held responsible for any errors arising from changes made to an uncontrolled dwg file.

© 2019 DONALD INSALL ASSOCIATES LTD

Drawing Status

- **F** Feasibility
- **S** Sketch Design
- **P** Planning
- **B** Building Control
- **D** Developed Design
- **M** Measurement
- **T** Tender
- **C** Construction
- **R** Record

Rev	Date	Dwn	Auth	Revision
P0	29-08-23	DYP	TB	PLANNING ISSUE
S0	04-08-23	DYP	TB	Initial Issue

Donald Insall Associates
Chartered Architects and Historic Building Consultants

Bridgegate House, 5 Bridge Place
Chester CH1 1SA
(+44) 01244 350 063
chester@insall-architects.co.uk

Heath House, Tean, Stoke-on-Trent

North Lodge
Proposed Floor Plans

Project	No
STHH.02	02-2000
Scale (A1)	Status / Revision
1:50	P / 0