All heights, sizes and dimensions should be checked on site by the contractor before any work is put in hand.

Figured dimensions should be taken in preference to scaling and any errors or omissions reported to the architect at once.

This drawing has been prepared in accordance with the CDM (Construction Design and Management) and all foreseeable design risks to those involved or affected by construction have been avoided wherever possible.

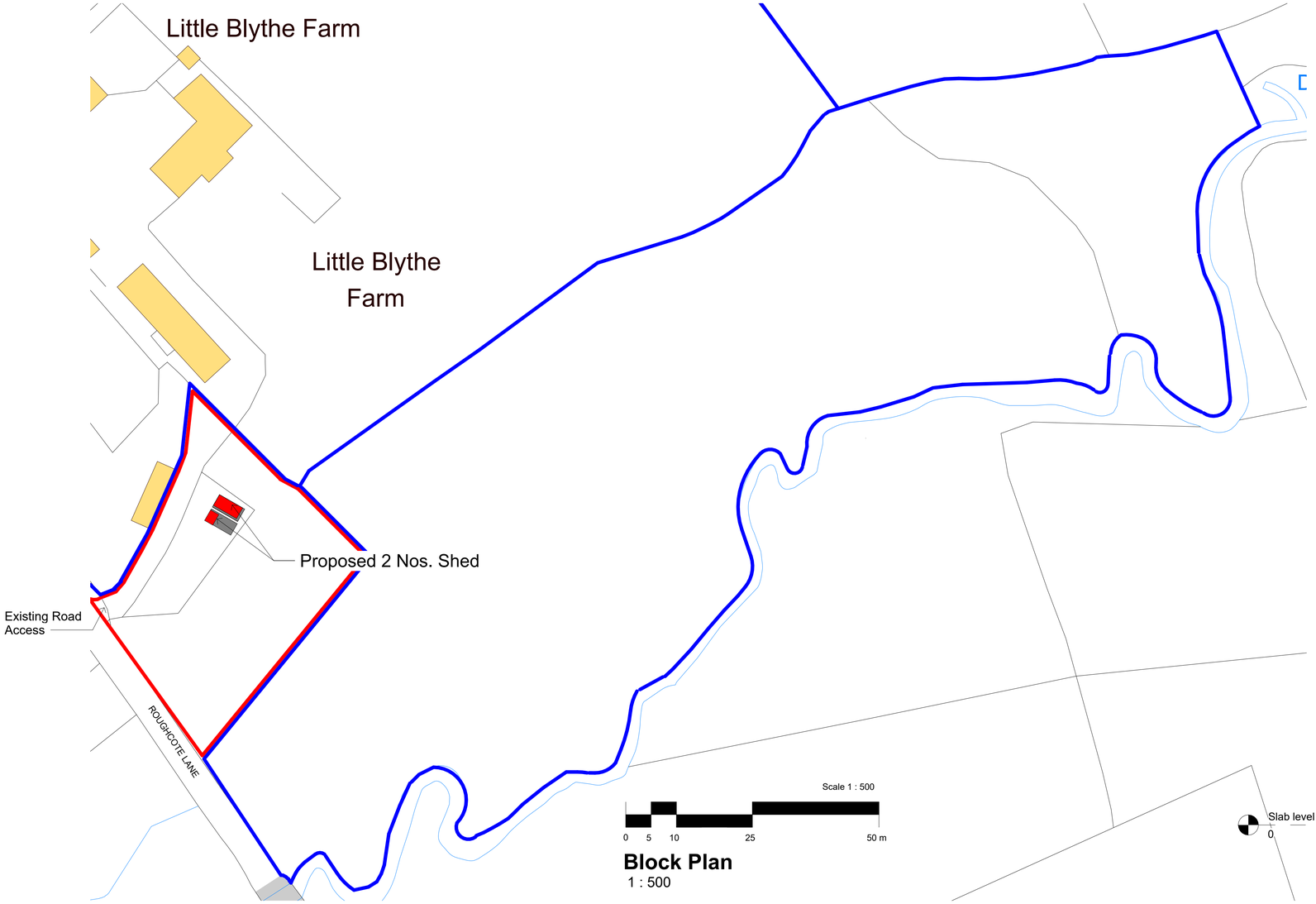

Block Plan
1 : 500

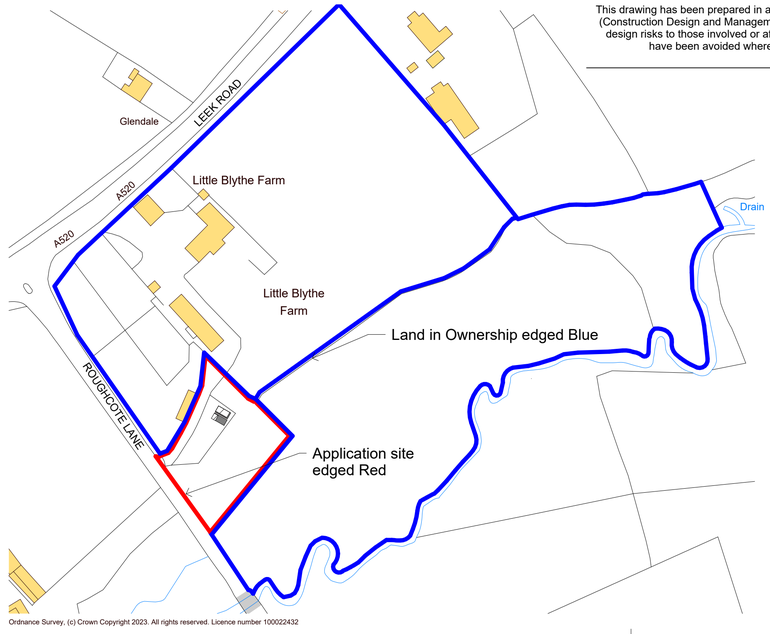

Location Map
1 : 1250

Scale 1 : 1250
0 12.5 25 62.5 125 m

North

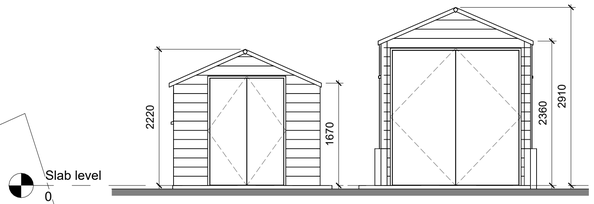

Front Elevation
1 : 50

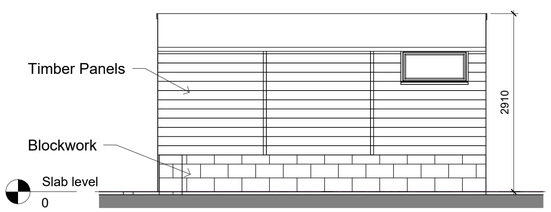

Shed 2 Side Elevation
1 : 50

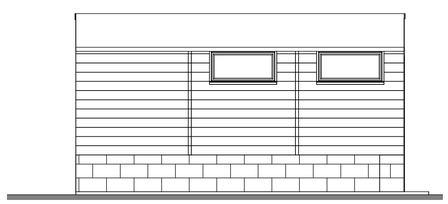

Shed 2 Side Elevation
1 : 50

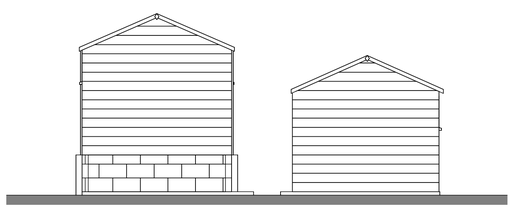

Rear Elevation
1 : 50

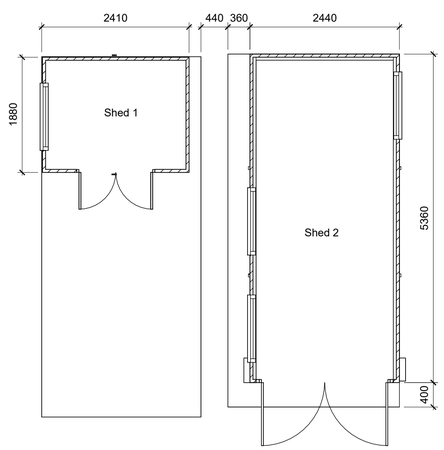

Floor Plan
1 : 50

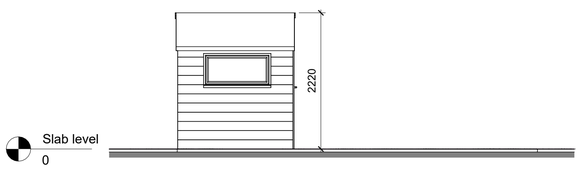

Shed 1 Side Elevation
1 : 50

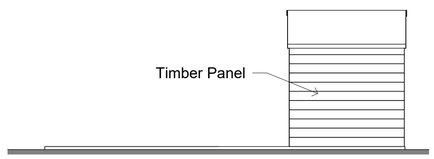

Shed 1 Side Elevation
1 : 50

Scale 1 : 50
0 0.5 1 2.5 5 m

Rev	Date	By	Detail

Drawing status
S4 - Planning

Client
Mr and Mrs T Burgess

Project/Location
Land Adjoining Little Blythe Farm
Leek Road
Weston Coyney
ST3 5BD

Drawing title
Proposed Sheds

Date	Drawn	Checked	Job No.
24/08/23	RM	TM	

Scale(s)
As indicated @A1

Drawing number **Revision**
3284-SA-XX-XX-DR-A-0201

SMYTHEMAN ARCHITECTURAL
12 High Street, Tean,
Stoke-on-Trent
ST10 4DZ
T: +44 (0)1538 722097
E: mail@smytheman.co.uk
W: www.smytheman.co.uk
CIAT CHARTERED PRACTICE