

Proposed Front Elevation
1 : 100

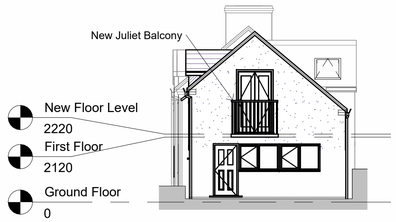

Proposed Side Elevation
1 : 100

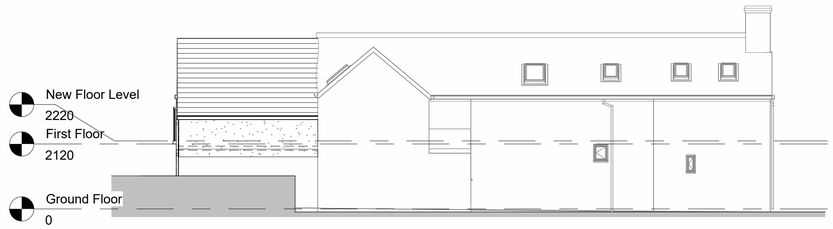

Proposed Rear Elevation
1 : 100

All heights, sizes and dimensions should be checked on site by the contractor before any work is put in hand.

Figured dimensions should be taken in preference to scaling and any errors or omissions reported to the architect at once.

This drawing has been prepared in accordance with the CDM (Construction Design and Management) and all foreseeable design risks to those involved or affected by construction have been avoided wherever possible.

Scale 1 : 50

0 0.5 1 2.5 5 m

Scale 1 : 100

0 1 2 5 10 m



Block Plan
1 : 500

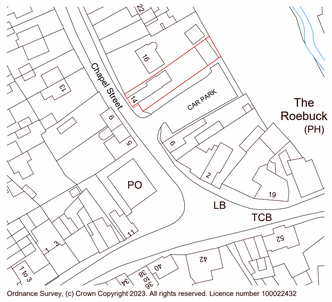

Ordnance Survey, (c) Crown Copyright 2023. All rights reserved. Licence number 100022432

Location Plan
1 : 1250

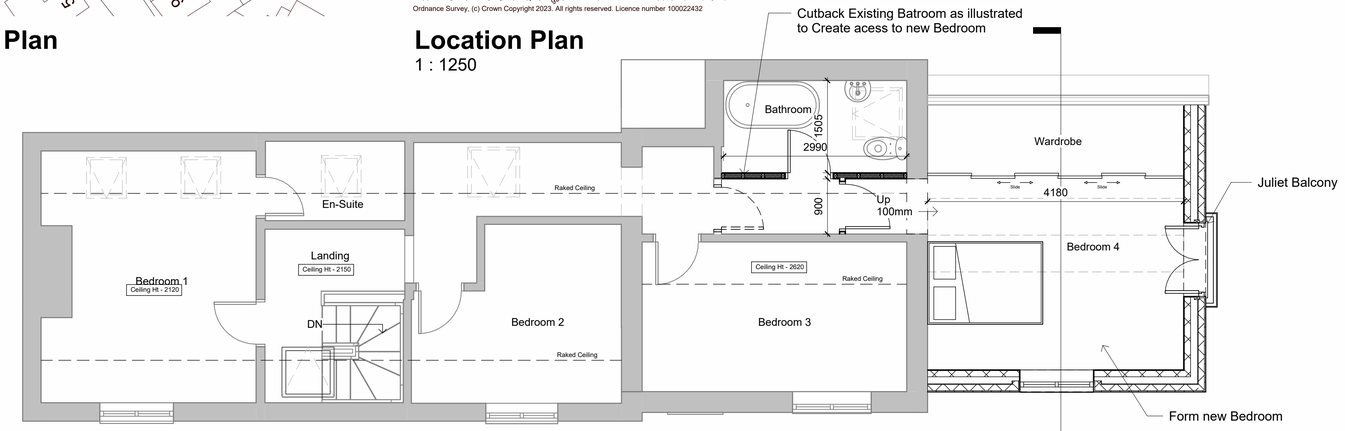

Proposed First Floor
1 : 50

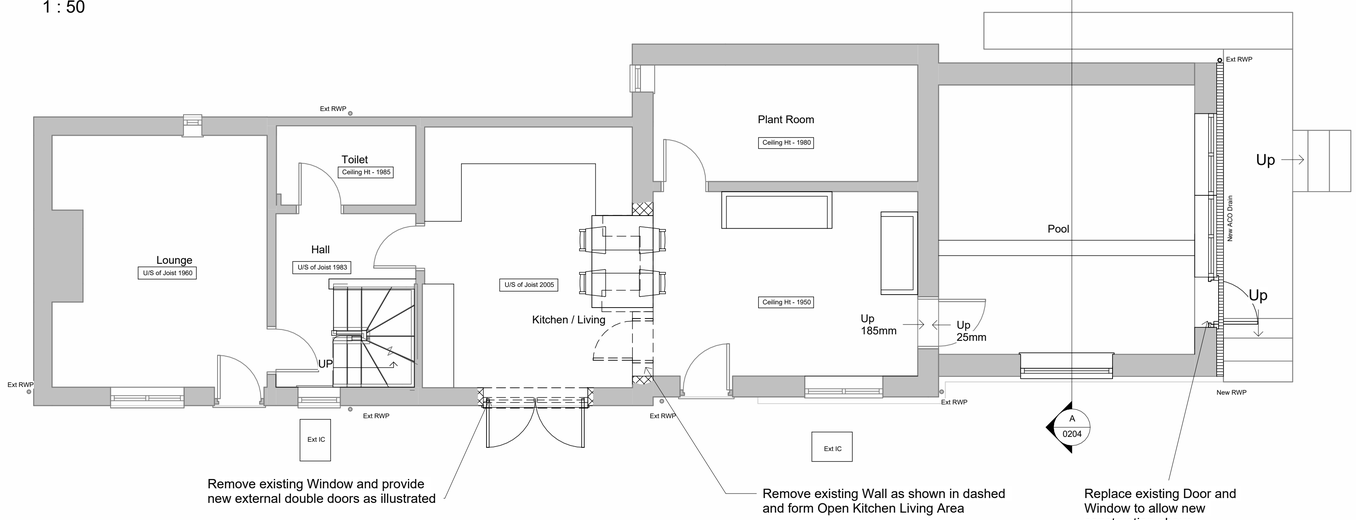

Proposed Ground Floor
1 : 50



External View

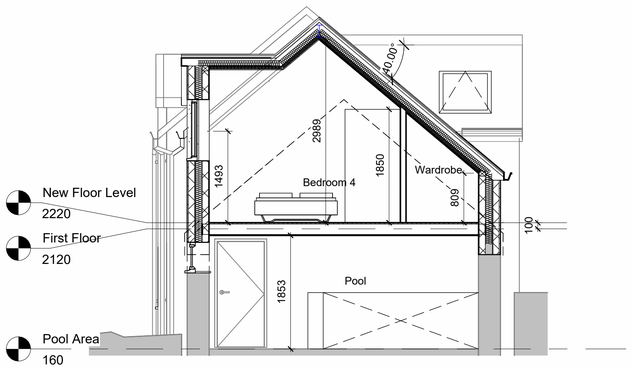

Section A
1 : 50

Rev Date By Detail

Drawing status

S4 -Planning

Client

Mr. & Mrs. P. Swinnerton

Project/Location

14 Chapel Street
Forsbrook
Stoke-on-Trent

Drawing title

Proposed Drawings

Date	Drawn	Checked	Job No.
17/07/23	RM	TM	3276

Scale(s)

As indicated @A1

Drawing number **Revision**

3276-SA-XX-XX-DR-A-0204

SMYTHEMAN ARCHITECTURAL
12 High Street, Tean,
Stoke-on-Trent
ST10 4DZ
T: +44 (0)1538 722097
E: mail@smytheman.co.uk
W: www.smytheman.co.uk
CIAT CHARTERED PRACTICE