NOTES:

1. DO NOT SCALE IF IN DOUBT ASK. ALL DIMENSIONS ARE IN MILLIMETRES UNLESS NOTED OTHERWISE, ALL LEVELS ARE IN METRES.

2. THIS DRAWING TO BE READ IN CONJUNCTION WITH THE ARCHITECTS / ENGINEERS DRAWINGS.

3. ALL WORKMANSHIP & MATERIALS ARE TO COMPLY WITH THE SPECIFICATION, BUILDING REGULATIONS, RELEVANT BRITISH STANDARDS AND MANUFACTURERS RECOMMENDATIONS.

4. ALL DIMENSIONS AND SETTING OUT ARE TO BE CHECKED ON SITE AND ANY DISCREPANCIES ARE TO BE REPORTED TO THE CONTRACT ADMINISTRATOR IMMEDIATELY.

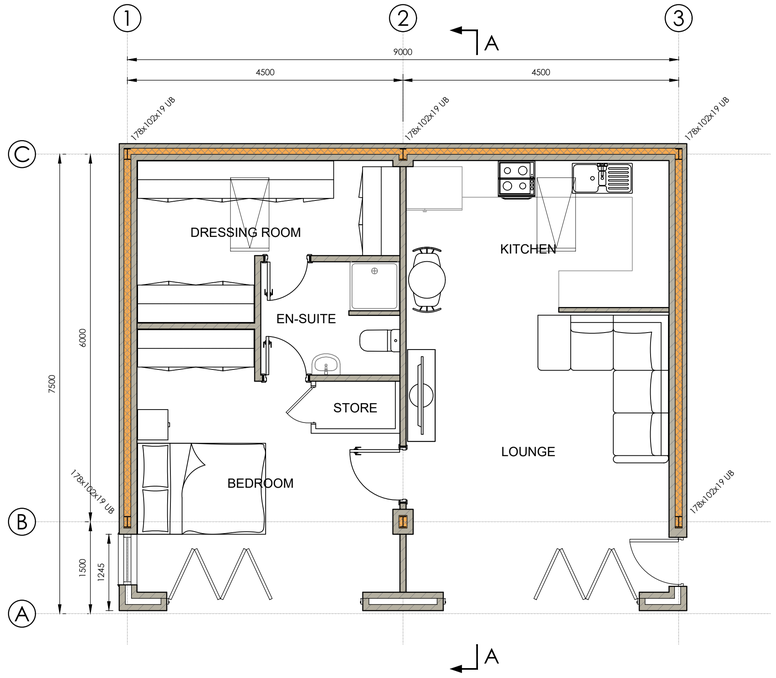

PLAN
(SCALE 1:50)

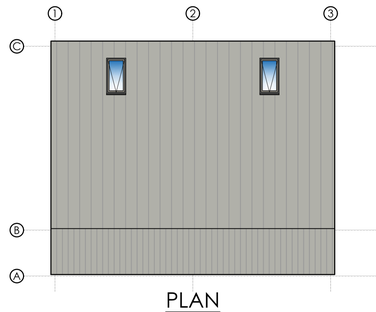

PLAN
(SCALE 1:100)

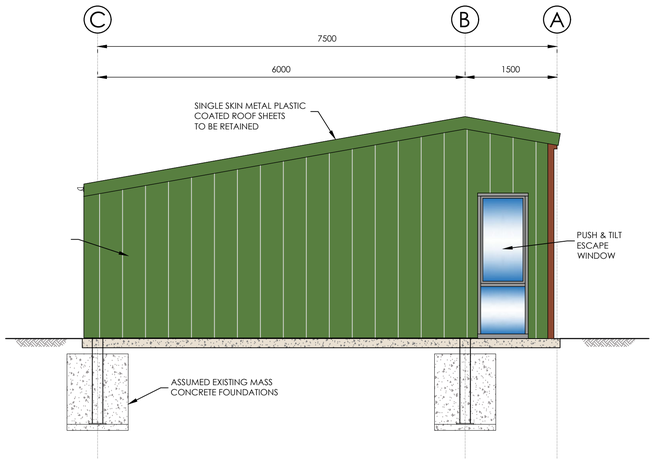

ELEVATION ON G/L '1'
(SCALE 1:50)

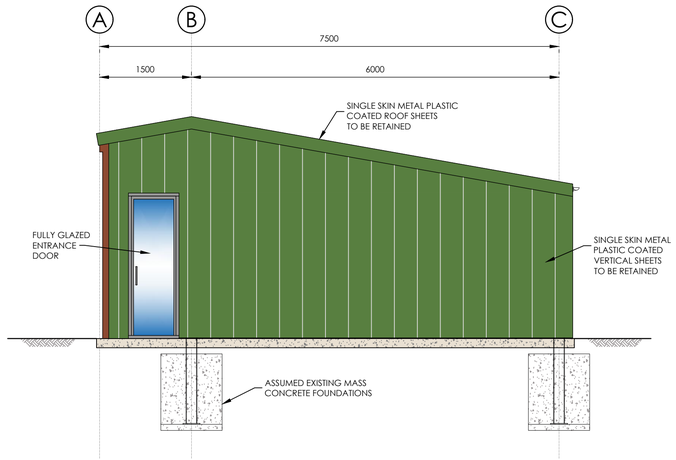

ELEVATION ON G/L '3'
(SCALE 1:50)

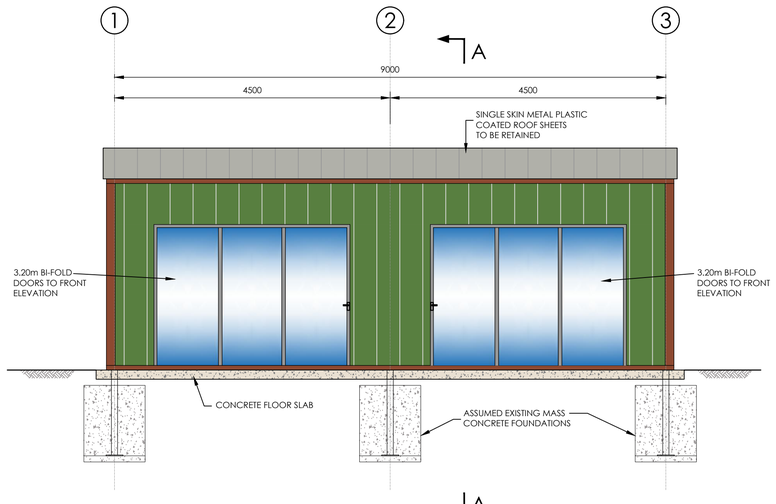

ELEVATION ON G/L 'A'
(SCALE 1:50)

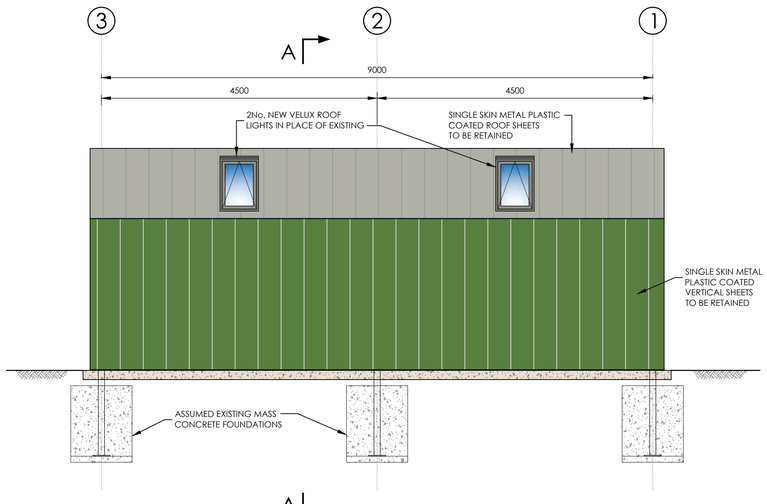

ELEVATION ON G/L 'C'
(SCALE 1:50)

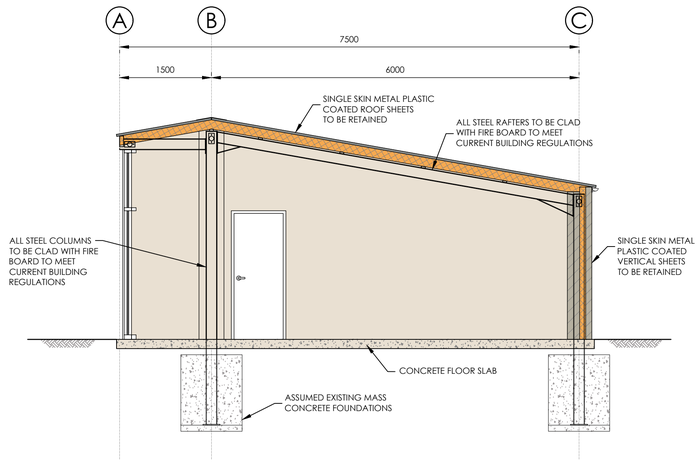

SECTION A-A
(SCALE 1:50)

FOR GUIDANCE ONLY

SCALE
1:50 — 0mm, 10mm, 20mm, 50mm
1:75 — 0mm, 38mm, 75mm, 188mm
1:100 — 0mm, 1000mm, 2000mm, 5000mm

Rev.	Revision Description	Drn	Date
E	FLOOR PLANS AMENDED	SPW	OCT 2022
F	CLADDING REVISED	SPW	NOV 2022
G	NOTES REVISED	SPW	NOV 2022

Do Not Scale this Drawing if in Doubt Ask.
Do No Derive Dimensions from Digital Media

Client: JULIAN JEFFERY

Suitability: PLANNING

Drawing Type: AutoCAD

Index No.: IDS-2019-296

Title: HEATH HOUSE LANE - BARN CONVERSION
PROPOSED BARN FLOOR PLAN AND ELEVATIONS

Scales: 1:50 @A1 & 1:100 @A3

Date: DEC 2019

Drawn by: SPW

Checked by:

Drawing No: HEATH-HOUSE-IDS-296-DR-A-00-10-002

Revision G

IDEAL DESIGN SOLUTIONS

Tel: 01889 568573
e-mail: enquiries@idsdesigns.co.uk

Drawing Design & Copyright of: Ideal Design Solutions.