H3G 6No. LDF5-50 FEEDERS TO BE RE USED. PROPOSED 3No. FIBRE CABLES & 3No. DC CABLES TO BE INSTALLED UTILISING EXISTING FEEDER MANAGEMENT . EXISTING 3No.1800/2100 MHAs TO BE REUSED. ALL EXISTING ANTENNA JUMPER CABLES TO BE REMOVED & REPLACED TO SUIT NEW ANTENNAS

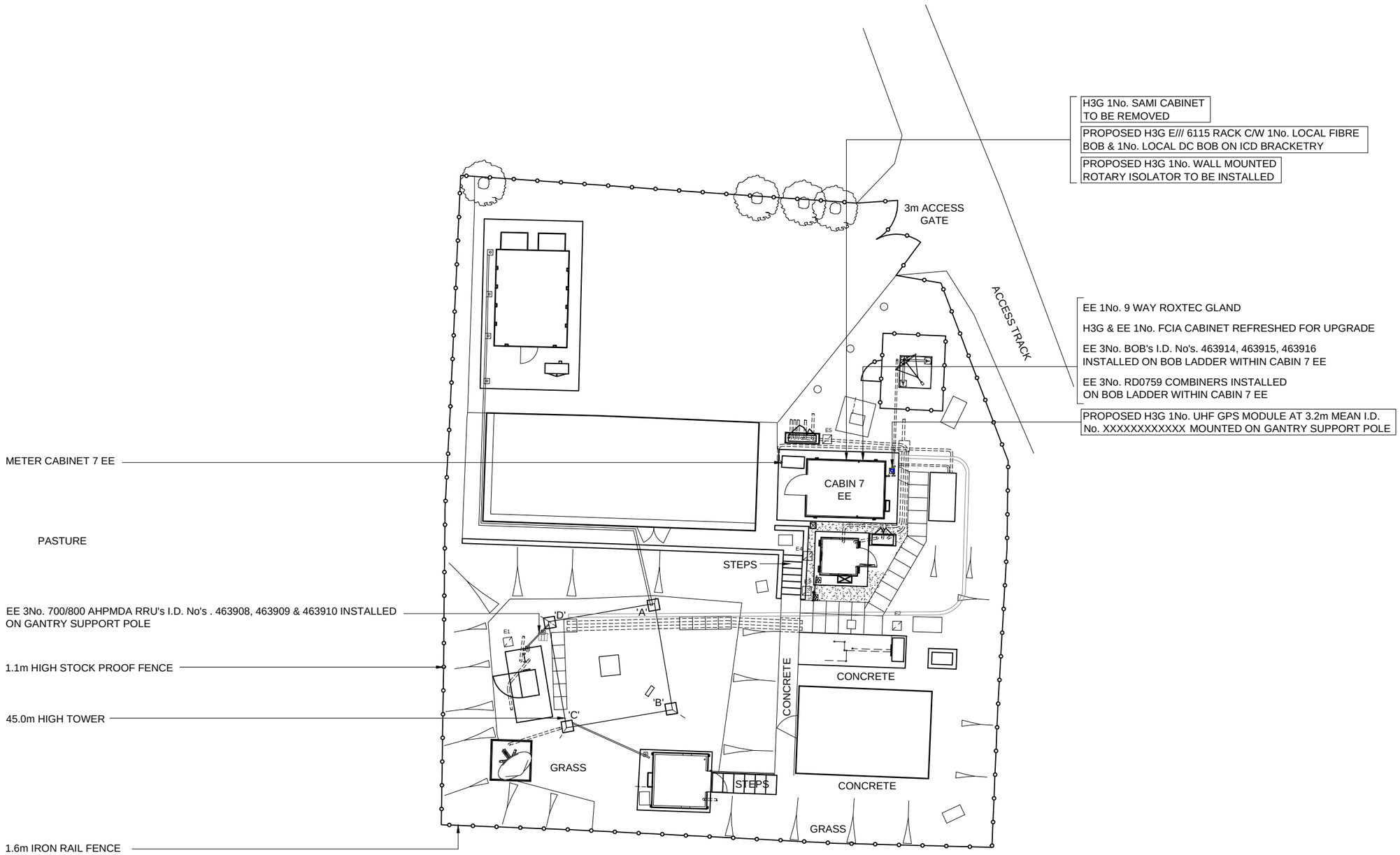

0 1m 5m 10m

FEINT DETAILS INDICATE LOCATIONS RESERVED FOR OTHER PROPOSALS WHICH MAY BE THE SUBJECT OF SEPARATE APPLICATIONS

©2020 Cellnex
All rights reserved. No part of this publication may be reproduced, stored in a retrieval system or transmitted in any form or by any means (Electronic, Mechanical, Photocopying, Recording or otherwise), without the prior written consent of the Company.

NOTES

PROJECT No	242872
CELL No	STM007

ISS	REVISION	DATE	DRN	APP
33.A	PROJ No 242872 PLANNING		ARC	
33	PROJ No 236139 MINOR AMEND	27/05/22	HFC	HFC
32	PROJ No 221428 AS BUILT	27/10/20	HFC	JBT
31	PROJ No N/A MASTER UPDATE (ASTRA 4A)	21/09/20	KML	SH
30	PROJ No 221428 PLANNING ISSUE	09/04/20	HFC	HFC

CELLNEX UK
R+, 4TH FLOOR, 2 BLAGRAVE STREET, READING, RG1 1AZ
Tel. 020 4526 8553

SITE No 141047
LEEK
OFF MOUNT ROAD
LEEK
STAFFORDSHIRE
ST13 7LX

NGR	SJ 99970 56150
OS GRID	399970 356150

TITLE
SITE PLAN
PROPOSED
H3G & EE LTD

SCALE	1:200	
DRAWN	IM	19/08/11
APPROVED	HFC	27/05/22

DRG No. 141047-02-120-MD03333.A
Sheet 1 of 1
Rev

A3

©2020 Cellnex
All rights reserved. No part of this publication may be reproduced, stored in a retrieval system or transmitted in any form or by any means (Electronic, Mechanical, Photocopying, Recording or otherwise), without the prior written consent of the Company.

NOTES

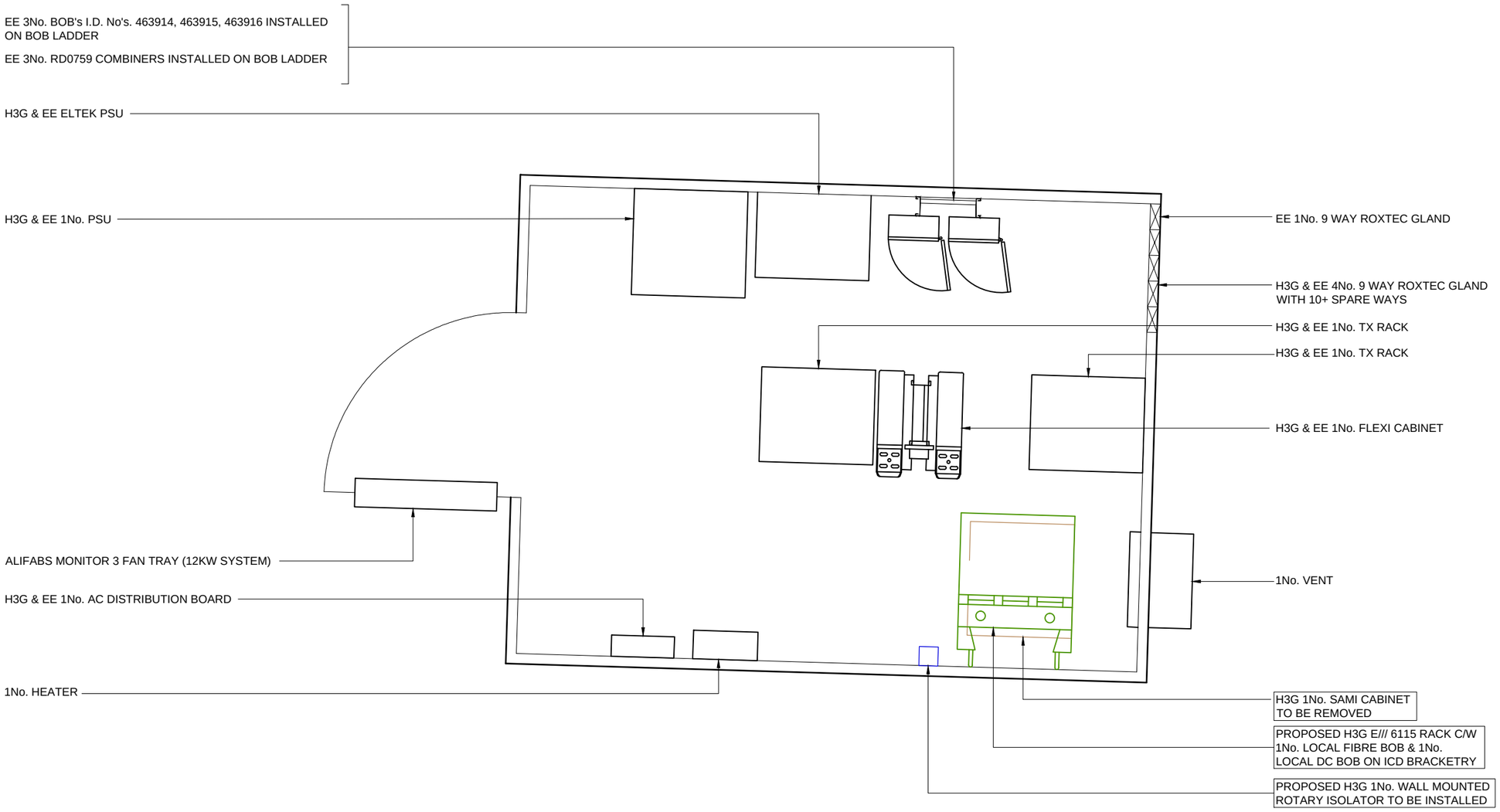

H3G & EE CABIN 7 PLAN

0 0.5m 1m
0.1m

FEINT DETAILS INDICATE LOCATIONS RESERVED FOR OTHER PROPOSALS WHICH MAY BE THE SUBJECT OF SEPARATE APPLICATIONS

PROJECT No	242872			
CELL No	STM007			
33.A	PROJ No 242872 PLANNING		ARC	
33	PROJ No 236139 MINOR AMEND	27/05/22	HFC	HFC
32	PROJ No 221428 AS BUILT	27/10/20	HFC	JBT
31	PROJ No N/A MASTER UPDATE (ASTRA 4A)	21/09/20	KML	SH
30	PROJ No 221428 PLANNING ISSUE	09/04/20	HFC	HFC
ISS	REVISION	DATE	DRN	APP

cellnex driving telecom connectivity
CELLNEX UK
R+, 4TH FLOOR, 2 BLAGRAVE STREET, READING, RG1 1AZ
Tel. 020 4526 8553

SITE No 141047
LEEK
OFF MOUNT ROAD
LEEK
STAFFORDSHIRE
ST13 7LX

NGR SJ 99970 56150
OS GRID 399970 356150

TITLE
EQUIPMENT PLAN
PROPOSED
H3G & EE LTD

SCALE 1:25

DRAWN	IM	19/08/11
APPROVED	HFC	27/05/22

DRG No. 141047-02-121-MD03333.A
Sheet 1 of 1
Rev

A3

H3G 6No. LDF5-50 FEEDERS TO BE RE USED. PROPOSED 3No. FIBRE CABLES & 3No. DC CABLES TO BE INSTALLED UTILISING EXISTING FEEDER MANAGEMENT . EXISTING 3No.1800/2100 MHAs TO BE REUSED. ALL EXISTING ANTENNA JUMPER CABLES TO BE REMOVED & REPLACED TO SUIT NEW ANTENNAS

EE 3No. COMMSCOPE RRZZHHTTS4-65B-R7 ANTENNAS AT 38.35m MEAN BEARINGS 0°, 120° & 270° I.D. No's. 463905, 463906, 463907 INSTALLED ON ANTENNA SUPPORT POLES

H3G & EE 3No. COMMSCOPE CVV65BSX-3X2 ANTENNAS AT 38.35m MEAN BEARINGS 0°, 120° & 270° I.D. No's. 322740, 322741 & 322742 TO BE REMOVED

PROPOSED H3G 3No. 800482002 ANTENNAS AT 38.35m MEAN, BEARINGS 0°, 120° & 270° I.D. No. XXXXXXXXXXX, XXXXXXXXXXX & XXXXXXXXXXX TO BE INSTALLED ON NEW Ø76.1x4x3200 CHS SUPPORT POLES FIXED TO EXISTING STEELWORK

PROPOSED H3G 1No. AIR3278 AAU ANTENNAS AT 40.15m MEAN, BEARINGS 0°, 120° & 270° I.D. No. XXXXXXXXXXX, XXXXXXXXXXX & XXXXXXXXXXX TO BE INSTALLED ON NEW Ø76.1x4x3200 CHS SUPPORT POLES FIXED TO EXISTING STEELWORK

PROPOSED H3G 3No. REMOTE DC & 3No. REMOTE FIBRE BOB's I.D. No. XXXXXXXXXXX, XXXXXXXXXXX, XXXXXXXXXXX, XXXXXXXXXXX & XXXXXXXXXX TO BE INSTALLED ON EXISTING 1No. CHS POLE & PROPOSED 2No. Ø76.1x4x2000 CHS POLES

PROPOSED H3G 6No. PASSIVE ROUTERS I.D. No. XXXXXXXXXXX, XXXXXXXXXXX, XXXXXXXXXXX, XXXXXXXXXXX & XXXXXXXXXX TO BE INSTALLED ON EXISTING 1No. CHS POLE & PROPOSED 2No. Ø76.1x4x2000 CHS POLES

PROPOSED H3G 3No. SPECTRUM LIMITATION FILTERS I.D. No. XXXXXXXXXXX, XXXXXXXXXX & XXXXXXXXXX TO BE INSTALLED ON EXISTING 1No. CHS POLE & PROPOSED 2No. Ø76.1x4x2000 CHS POLES

PROPOSED H3G 3No. E///2262 800 ERS UNITS I.D. No. XXXXXXXXXXX, XXXXXXXXXX & XXXXXXXXXX TO BE INSTALLED ON EXISTING 1No. CHS POLE AT 41.0m & PROPOSED 2No. Ø76.1x4x2000 CHS POLES.
PROPOSED H3G 6No. E///2012 1400 ERS UNITS I.D. No. XXXXXXXXXX, XXXXXXXXXX, XXXXXXXXXX, XXXXXXXXXX, XXXXXXXXXX & 3No. E///4480 18/21 ERS UNITS I.D. No. XXXXXXXXXX, XXXXXXXXXX & XXXXXXXXXX TO BE INSTALLED ON NEW RAILS MOUNTED TO EXISTING 1No. CHS POLE AT 41.0m & PROPOSED 2No. Ø76.1x4x2000 CHS POLES.
PROPOSED H3G 2No. Ø76.1x4x2000 CHS POLES TO BE FIXED TO FACEFRAME USING U-BOLTS TO SUIT Ø76.1 CHS POLE AND Ø88.9 CHS POLE

EE 3No. 1800/2100 AHEGB RRU's I.D. No's. 466956, 466955 & 466954 INSTALLED ON SUPPORT POLES VIA MOUNTING RAIL/BRACKET

EE 3No. 2600 AHHB RRU's I.D. No's. 463911, 463912 & 463913 INSTALLED ON SUPPORT POLES VIA MOUNTING RAIL/BRACKET

EE 3No. BOB's I.D. No's. 463917, 463918 & 463919 INSTALLED ON SUPPORT POLES

EE 3No. RD0725 HIGH LEVEL COMBINERS I.D. No's. 463920, 463921, 463922 INSTALLED ON SUPPORT POLES

H3G & EE SHF 0.6m HP DISH AT 38.0m BEARING 142° E.T.N. I.D. No. 267800 (UNDER ANOTHER PROJECT)

H3G & EE SHF 0.3m HP DISH AT 32.0m BEARING 281° E.T.N. I.D. No. 260889 (UNDER ANOTHER PROJECT)

PROPOSED H3G & EE SHF 0.6m HP DISH AT 27.0m BEARING 202° E.T.N. I.D. No. 471810 (UNDER ANOTHER PROJECT)

RESERVED H3G & EE SHF 0.3m HP DISH AT 27.0m, BEARING 305° E.T.N. I.D. No. 325567 (UNDER ANOTHER PROJECT)

H3G & EE SHF 0.6m HP DISH AT 27.0m BEARING 306° E.T.N. I.D. No. 200665 (UNDER ANOTHER PROJECT)

H3G & EE SHF 0.3m HP DISH AT 27.0m BEARING 253° E.T.N. I.D. No. 200662 (UNDER ANOTHER PROJECT)

H3G & EE SHF 0.6m HP DISH AT 27.0m BEARING 28° E.T.N. I.D. No. 107126 (UNDER ANOTHER PROJECT)

H3G & EE SHF 0.6m HP DISH AT 26.5m BEARING 248° E.T.N. I.D. No. 152948 (UNDER ANOTHER PROJECT)

RESERVED H3G & EE SHF 0.6m HP DISH AT 25.0m, BEARING 202° E.T.N. I.D. No. 323285 (UNDER ANOTHER PROJECT)

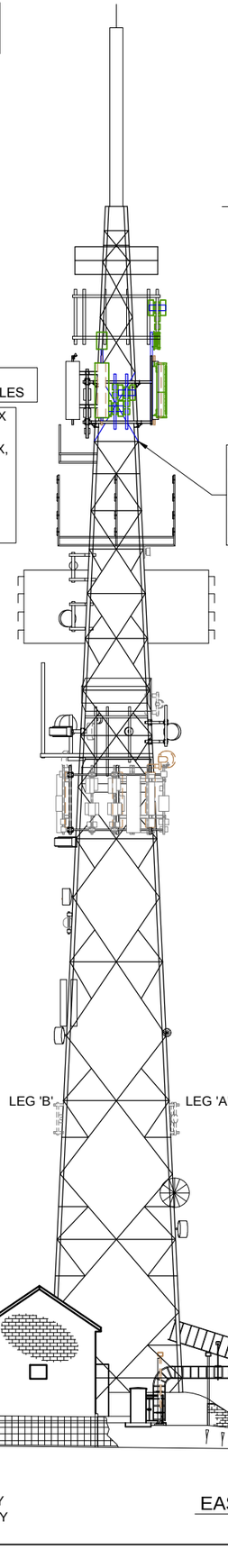

REPLACE A TOTAL OF 8No. MAIN BRACINGS (ONLY ONE SHOWN FOR CLARITY). FOR THE PURPOSE OF TENDERING, LONGEST MEMBER; 2.906m
NEW MAIN BRACINGS ARE TO BE RSA 50x50x6 S275 J0. 2No. M16 Gr 8.8 EACH END

PROPOSED H3G AIR3278 AAU 0° E.T.N XXXXXXXXXXX

PROPOSED H3G 800482002 0° E.T.N XXXXXXXXXXX

H3G & EE CVV65BSX-3X2 0° E.T.N. 322740 TO BE REMOVED

EE RRZZHHTTS4-65B-R7 AT 38.35m 0° E.T.N I.D. No. 463905

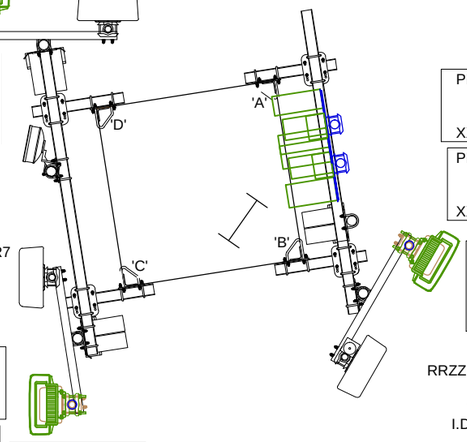

PROPOSED H3G AIR3278 AAU 120° E.T.N XXXXXXXXXXX

PROPOSED H3G 800482002 120° E.T.N XXXXXXXXXXX

H3G & EE CVV65BSX-3X2 120° E.T.N. 322741 TO BE REMOVED

EE RRZZHHTTS4-65B-R7 AT 38.35m 120° E.T.N I.D. No. 463906

EE RRZZHHTTS4-65B-R7 AT 38.35m 270° E.T.N I.D. No. 463907

PROPOSED H3G AIR3278 AAU 270° E.T.N XXXXXXXXXXX

PROPOSED H3G 800482002 270° E.T.N XXXXXXXXXXX

H3G & EE CVV65BSX-3X2 270° E.T.N. 322742 TO BE REMOVED

TOWER PLAN AT 38.35m
SCALE 1:50

PROPOSED H3G 6No. E///2012 1400 ERS UNITS I.D. No's. XXXXXXXXXXX, XXXXXXXXXXX, XXXXXXXXXXX, XXXXXXXXXXX, XXXXXXXXXXX & XXXXXXXXXXX

PROPOSED H3G 3No. E///4480 1800/2100 ERS UNITS I.D. No's. XXXXXXXXXXX, XXXXXXXXXXX & XXXXXXXXXXX

PROPOSED H3G 6No. BOBs I.D. No's. XXXXXXXXXXX, XXXXXXXXXXX, XXXXXXXXXXX, XXXXXXXXXXX, XXXXXXXXXXX & XXXXXXXXXXX

PROPOSED H3G 3No. E///2262 800 ERS UNITS I.D. No's. XXXXXXXXXXX, XXXXXXXXXXX & XXXXXXXXXXX

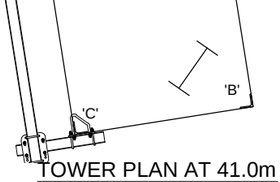

TOWER PLAN AT 41.0m
SCALE 1:50
0 0.5m 1m 2m

H3G 1No. SAMI CABINET TO BE REMOVED

PROPOSED H3G E/// 6115 RACK C/W 1No. LOCAL FIBRE BOB & 1No. LOCAL DC BOB ON ICD BRACKETRY

PROPOSED H3G 1No. WALL MOUNTED ROTARY ISOLATOR TO BE INSTALLED

H3G & EE 1No. FCIA CABINET REFRESHED FOR UPGRADE
EE 3No. BOB's I.D. No's. 463914, 463915, 463916 INSTALLED ON BOB LADDER WITHIN CABIN 7 EE
EE 3No. RD0759 COMBINERS INSTALLED ON BOB LADDER WITHIN CABIN 7 EE
EE 1No. 9 WAY ROXTEC GLAND

PROPOSED H3G 1No. UHF GPS MODULE AT 3.2m MEAN I.D. No. XXXXXXXXXXX MOUNTED ON GANTRY SUPPORT POLE

1.6m HIGH IRON RAIL FENCE



0 1m 5m 10m

NOTE:
FENCE SHOWN PARTLY REMOVED FOR CLARITY

EAST ELEVATION

FEINT DETAILS INDICATE LOCATIONS RESERVED FOR OTHER PROPOSALS WHICH MAY BE THE SUBJECT OF SEPARATE APPLICATIONS

©2020 Cellnex
All rights reserved. No part of this publication may be reproduced, stored in a retrieval system or transmitted in any form or by any means (Electronic, Mechanical, Photocopying, Recording or otherwise), without the prior written consent of the Company.

NOTES

PROJECT No	242872
CELL No	STM007

ISS	REVISION	DATE	DRN	APP
33.A	PROJ No 242872 PLANNING		ARC	
33	PROJ No 236139 MINOR AMEND	27/05/22	HFC	HFC
32	PROJ No 221428 AS BUILT	27/10/20	HFC	JBT
31	PROJ No N/A MASTER UPDATE (ASTRA 4A)	21/09/20	KML	SH
30	PROJ No 221428 PLANNING ISSUE	09/04/20	HFC	HFC

cellnex driving telecom connectivity
CELLNEX UK
R+, 4TH FLOOR, 2 BLAGRAVE STREET, READING, RG1 1AZ
Tel. 020 4526 8553

SITE No 141047
LEEK
OFF MOUNT ROAD
LEEK
STAFFORDSHIRE
ST13 7LX

NGR SJ 99970 56150
OS GRID 399970 356150

TITLE
ELEVATION
PROPOSED
H3G & EE LTD

SCALE 1:200

DRAWN	IM	19/08/11
APPROVED	HFC	27/05/22

DRG No. 141047-02-170-MD03333.A
Sheet 1 of 1
Rev

A3

ANTENNA DETAILS TO BE REMOVED

ID No.	OPERATOR	FUNCTION	BEARING	MEAN HEIGHT	ANTENNA TYPE/SIZE	No. OF PORTS	RET/ VET	TILTS		MAIN FEEDER TYPE	FEEDER QTY	FEEDER LENGTH	FEEDER BTM TAIL LENGTH	MAIN FEEDER BTM TAIL TYPE	MAIN FEEDER TOP TAIL LENGTH	MAIN FEEDER TOP TAIL TYPE	TOTAL FEEDER LENGTH	DC/FIBRE QTY	DC/FIBRE TRUNK LENGTH	COMBINER LOW	COMBINER BOTTOM TAILS	RRU BTM	COMBINER HIGH	MHA TYPE	MHA JUMPER LENGTH	OVERALL SYSTEM LOSS
								MEC	ELE																	
322740	HeA1	800	0° E.T.N	38.35m	CVV65BSX-3X2	6	RET	0	2	LDF5-50	2	60.0m	2.0m	LDF4-50	2.0m	LDF4-50	64.0m	-	-	-	-	-	-	800	2x2.0m	-
	HeA2/uA1	1800/2100					RET	0	2	LDF5-50	2	60.0m	2.0m	LDF4-50	2.0m	LDF4-50	64.0m	-	-	-	-	-	-	1800/2100	2x2.0m	-
	-	SPARE					-	-	-	-	-	-	-	-	-	-	-	-	-	-	-	-	-	-	-	-
322741	HeB1	800	120° E.T.N	38.35m	CVV65BSX-3X2	6	RET	0	2	LDF5-50	2	60.0m	2.0m	LDF4-50	2.0m	LDF4-50	64.0m	-	-	-	-	-	-	800	2x2.0m	-
	HeB2/uB1	1800/2100					RET	0	2	LDF5-50	2	60.0m	2.0m	LDF4-50	2.0m	LDF4-50	64.0m	-	-	-	-	-	-	1800/2100	2x2.0m	-
	-	SPARE					-	-	-	-	-	-	-	-	-	-	-	-	-	-	-	-	-	-	-	-
322742	HeC1	800	270° E.T.N	38.35m	CVV65BSX-3X2	6	RET	0	2	LDF5-50	2	60.0m	2.0m	LDF4-50	2.0m	LDF4-50	64.0m	-	-	-	-	-	-	800	2x2.0m	-
	HeC2/uC1	1800/2100					RET	0	2	LDF5-50	2	60.0m	2.0m	LDF4-50	2.0m	LDF4-50	64.0m	-	-	-	-	-	-	1800/2100	2x2.0m	-
	-	SPARE					-	-	-	-	-	-	-	-	-	-	-	-	-	-	-	-	-	-	-	-

PROPOSED ANTENNA DETAILS - 32(3)_A_12-F_32T_P42_F

ID No.	OPERATOR	FUNCTION	BEARING	MEAN HEIGHT	ANTENNA TYPE/SIZE	No. OF PORTS	RET/ VET	TILTS		MAIN FEEDER TYPE	FEEDER QTY	FEEDER LENGTH	BTM FEEDER/HYBRID TAIL LENGTH	DC/FIBRE TRUNK LENGTH	TOP HYBRID TAIL LENGTH	RRU BTM	RRU TOP	RRU - ANTENNA JUMPER TYPE	RRU - JUMPER LENGTH	FILTER	COMBINER TOP	COMBINER TO MHA JUMPER LENGTH	MHA TYPE	ANTENNA JUMPER LENGTH
								MEC	ELE															
XXXXXXXXXXXX	-	SPARE	0° E.T.N	38.35m	800482002	12	-	-	-	-	-	-	-	-	-	-	-	-	-	-	-	-	-	-
	H07/08eA1	700/800					RET	-	-	FIBRE	1	-	1x5.0m	60.0m	1x2.0m	-	700/800	LCF12-50	2x2.0m	-	-	-	-	-
	H14eA1	1400					RET	-	-				1x5.0m		1x1.0m	-	2x1400	-	2x1.0m	YES	14-21 PASSIVE	-	-	2x2.0m
	H18/21eA1	18/21					RET	-	-				1x5.0m		1x2.0m	-	18/21	-	-	-	14-21 PASSIVE	-	-	2x2.0m
	uA1	2100					RET	-	-	LDF5-50	2	60.0m	4x2.0m	-	-	-	-	-	-	-	-	-	1800/2100	2x2.0m
	-	SPARE					-	-	-	-	-	-	-	-	-	-	-	-	-	-	-	-	-	-
XXXXXXXXXXXX	H36eA1	3600	0° E.T.N	40.15m	AIR3278 AAU	M-MIMO	RET	-	-	FIBRE	1	-	1x5.0m	60.0m	1x2.0m	-	-	-	-	-	-	-	-	-
XXXXXXXXXXXX	-	SPARE	120° E.T.N	38.35m	800482002	12	-	-	-	-	-	-	-	-	-	-	-	-	-	-	-	-	-	-
	H07/08eB1	700/800					RET	-	-	FIBRE	1	-	1x5.0m	60.0m	1x2.0m	-	700/800	LCF12-50	2x4.0m	-	-	-	-	-
	H14eB1	1400					RET	-	-				1x5.0m		1x1.0m	-	2x1400	-	2x1.0m	YES	14-21 PASSIVE	-	-	2x4.0m
	H18/21eB1	18/21					RET	-	-				1x5.0m		1x2.0m	-	18/21	-	-	-	14-21 PASSIVE	-	-	2x4.0m
	uB1	2100					RET	-	-	LDF5-50	2	60.0m	4x2.0m	-	-	-	-	-	-	-	-	-	1800/2100	2x4.0m
	-	SPARE					-	-	-	-	-	-	-	-	-	-	-	-	-	-	-	-	-	-
XXXXXXXXXXXX	H36eB1	3600	120° E.T.N	40.15m	AIR3278 AAU	M-MIMO	RET	-	-	FIBRE	1	-	1x5.0m	60.0m	1x2.0m	-	-	-	-	-	-	-	-	-
XXXXXXXXXXXX	-	SPARE	270° E.T.N	38.35m	800482002	12	-	-	-	-	-	-	-	-	-	-	-	-	-	-	-	-	-	-
	H07/08eC1	700/800					RET	-	-	FIBRE	1	-	1x5.0m	60.0m	1x2.0m	-	700/800	LCF12-50	2x2.0m	-	-	-	-	-
	H14eC1	1400					RET	-	-				1x5.0m		1x1.0m	-	2x1400	-	2x1.0m	YES	14-21 PASSIVE	-	-	2x2.0m
	H18/21eC1	18/21					RET	-	-				1x5.0m		1x2.0m	-	18/21	-	-	-	14-21 PASSIVE	-	-	2x2.0m
	uC1	2100					RET	-	-	LDF5-50	2	60.0m	4x2.0m	-	-	-	-	-	-	-	-	-	1800/2100	2x2.0m
	-	SPARE					-	-	-	-	-	-	-	-	-	-	-	-	-	-	-	-	-	-
XXXXXXXXXXXX	H36eC1	3600	270° E.T.N	40.15m	AIR3278 AAU	M-MIMO	RET	-	-	FIBRE	1	-	1x5.0m	60.0m	1x2.0m	-	-	-	-	-	-	-	-	-

PROPOSED GPS DETAILS

I.D. No.	TYPE / SIZE	MEAN HEIGHT	FEEDER LENGTH	FEEDER TYPE	No. OF FEEDERS
XXXXXXXXXXXX	UHF GPS MODULE	3.2m	7.0m	HDMI	1

©2020 Cellnex
All rights reserved. No part of this publication may be reproduced, stored in a retrieval system or transmitted in any form or by any means (Electronic, Mechanical, Photocopying, Recording or otherwise), without the prior written consent of the Company.

NOTES

PROJECT No	242872
CELL No	STM007

ISS	REVISION	DATE	DRN	APP
33.A	PROJ No 242872 PLANNING		ARC	
33	PROJ No 236139 MINOR AMEND	27/05/22	HFC	HFC
32	PROJ No 221428 AS BUILT	27/10/20	HFC	JBT
31	PROJ No N/A MASTER UPDATE (ASTRA 4A)	21/09/20	KML	SH
30	PROJ No 221428 PLANNING ISSUE	09/04/20	HFC	HFC

CELLNEX UK
R+, 4TH FLOOR, 2 BLAGRAVE STREET, READING, RG1 1AZ
Tel. 020 4526 8553

SITE No 141047
LEEK
OFF MOUNT ROAD
LEEK
STAFFORDSHIRE
ST13 7LX

NGR	SJ 99970 56150
OS GRID	399970 356150

TITLE
ANTENNA SCHEDULE
PROPOSED
H3G & EE LTD

SCALE	N/A	
DRAWN	IM	19/08/11
APPROVED	HFC	27/05/22

DRG No.	Sheet 1 of 2	Rev
141047-02-161-MD033		33.A

A3

EXISTING ANTENNA SCHEMATIC

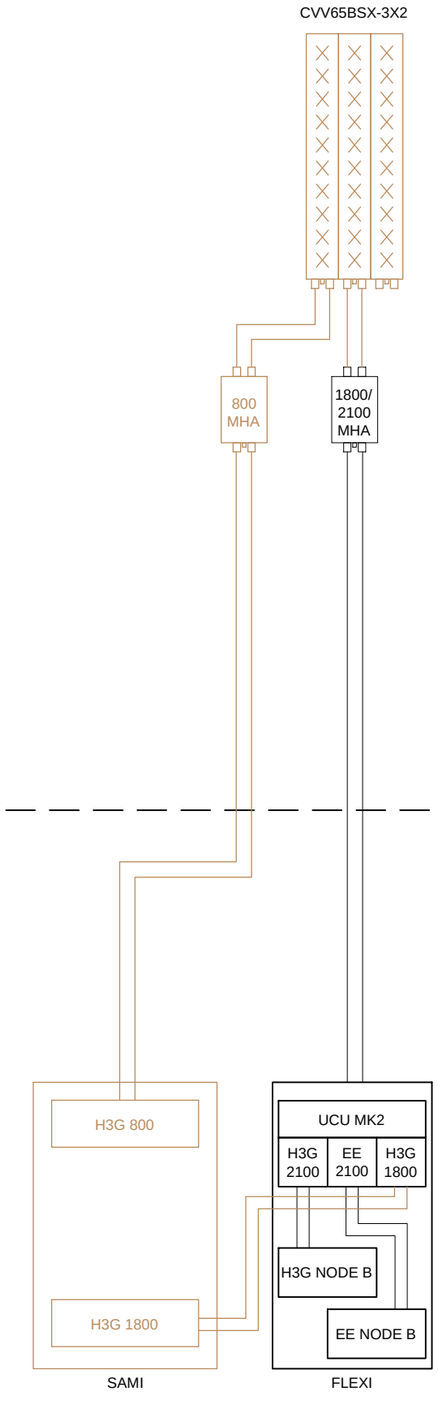

PROPOSED ANTENNA SCHEMATIC
32(3)_A_12-F_32T_P42_F

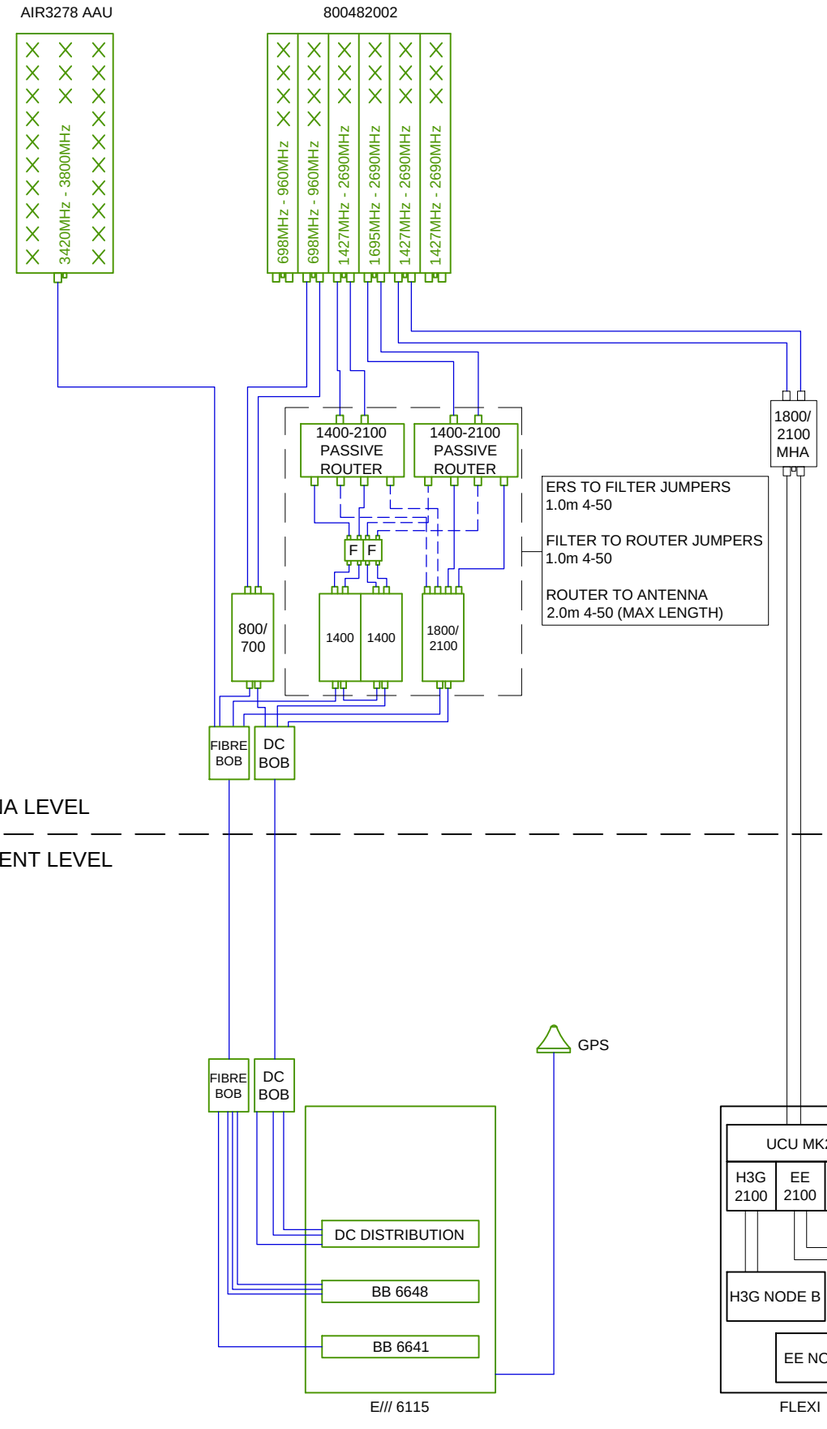

©2020 Cellnex
All rights reserved. No part of this publication may be reproduced, stored in a retrieval system or transmitted in any form or by any means (Electronic, Mechanical, Photocopying, Recording or otherwise), without the prior written consent of the Company.

NOTES

PROJECT No	242872
CELL No	STM007

ISS	REVISION	DATE	DRN	APP
33.A	PROJ No 242872 PLANNING		ARC	
33	PROJ No 236139 MINOR AMEND	27/05/22	HFC	HFC
32	PROJ No 221428 AS BUILT	27/10/20	HFC	JBT
31	PROJ No N/A MASTER UPDATE (ASTRA 4A)	21/09/20	KML	SH
30	PROJ No 221428 PLANNING ISSUE	09/04/20	HFC	HFC

cellnex
driving telecom connectivity
CELLNEX UK
R+, 4TH FLOOR, 2 BLAGRAVE STREET, READING, RG1 1AZ
Tel. 020 4526 8553

SITE No 141047
LEEK
OFF MOUNT ROAD
LEEK
STAFFORDSHIRE
ST13 7LX

NGR	SJ 99970 56150
OS GRID	399970 356150

TITLE
ANTENNA SCHEMATIC
PROPOSED
H3G & EE LTD

SCALE	N/A	
DRAWN	IM	19/08/11
APPROVED	HFC	27/05/22

DRG No. 141047-02-172-MD03333.A
Sheet 1 of 1
Rev

A3