This drawing is copyright and should not be reproduced without permission.
The contractor is responsible for checking dimensions and levels and drainage inverts prior to commencing works - any discrepancy to be verified before proceeding.-figured dimensions only to be worked to:

All work to be carried out in accordance with the current Building Regulations, British Standards/Codes of practice and statutory authority bye -laws and recommendations.

Revision	Comments	Date

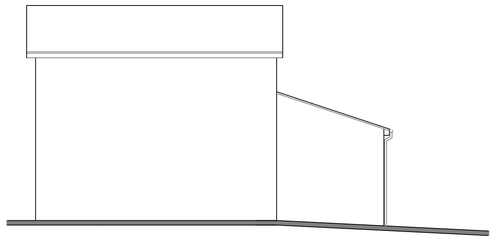

existing side elevation



existing rear elevation

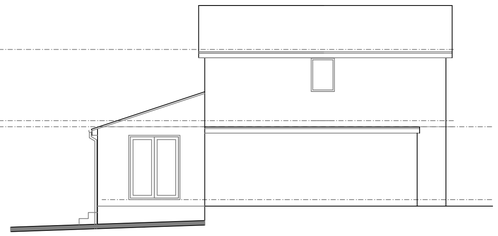

existing side elevation

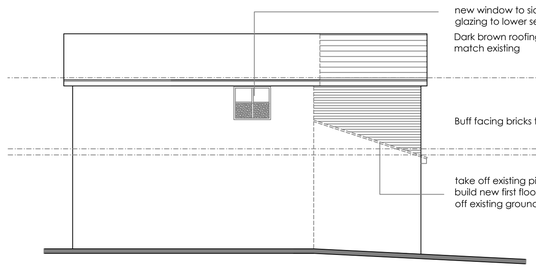

proposed side elevation



proposed rear elevation

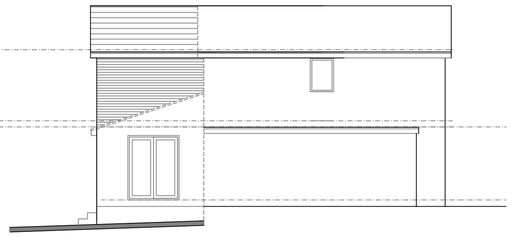

proposed side elevation

0 5m 1:100

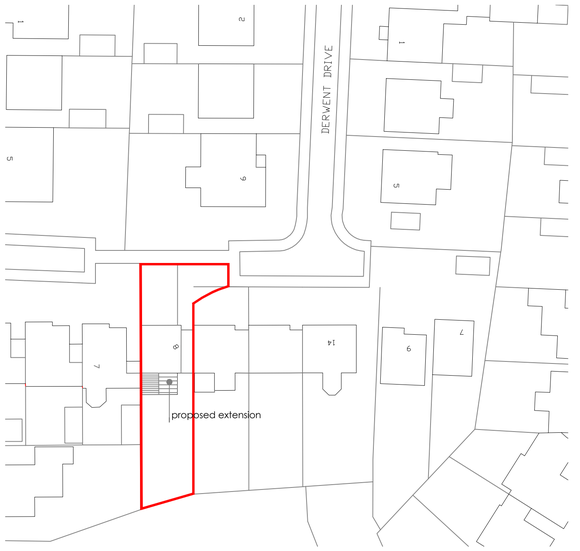

site plan 1 ;500 10m 0 5m 10m

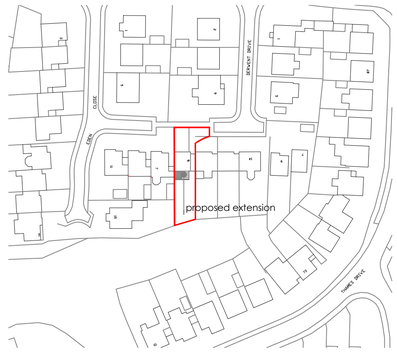

location plan 1 :1250

Reproduced from the Ordnance Survey map with the permission of Ordnance Survey on behalf of The Controller of Her Majesty's Stationery Office.
Licence No. 10046682

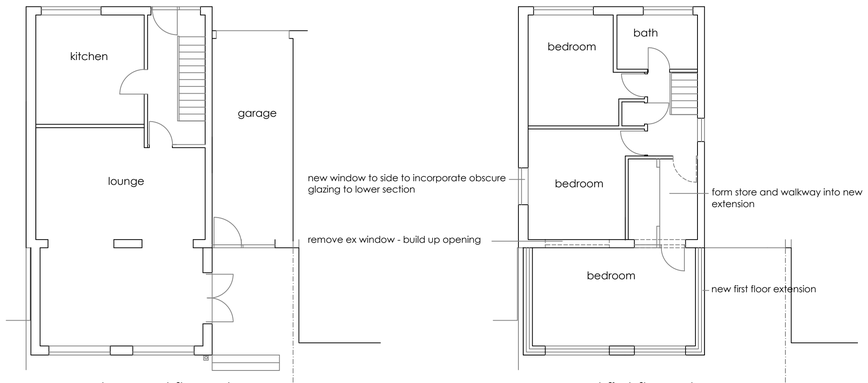

proposed ground floor plan

proposed first floor plan

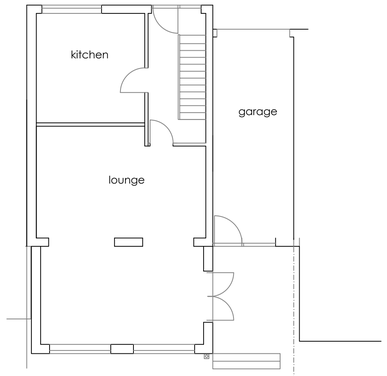

existing ground floor plan



existing first floor plan

Robert Berry MCIAT
Architectural services
10 Truro Close, Congleton, Cheshire, CW12 3BD
t : 01260 279098 m : 07790 179093 e: robert.berry10@yahoo.co.uk

Client
Mr Michael Castrey.

Project
Proposed extension to 8 Derwent Drive Biddulph, Stoke On Trent, Staffs, ST8 7DL

Title
Scheme layout plan

Scale @A1 1:50 1:100

Date May 2022

Drg no 2210 /02 Rev