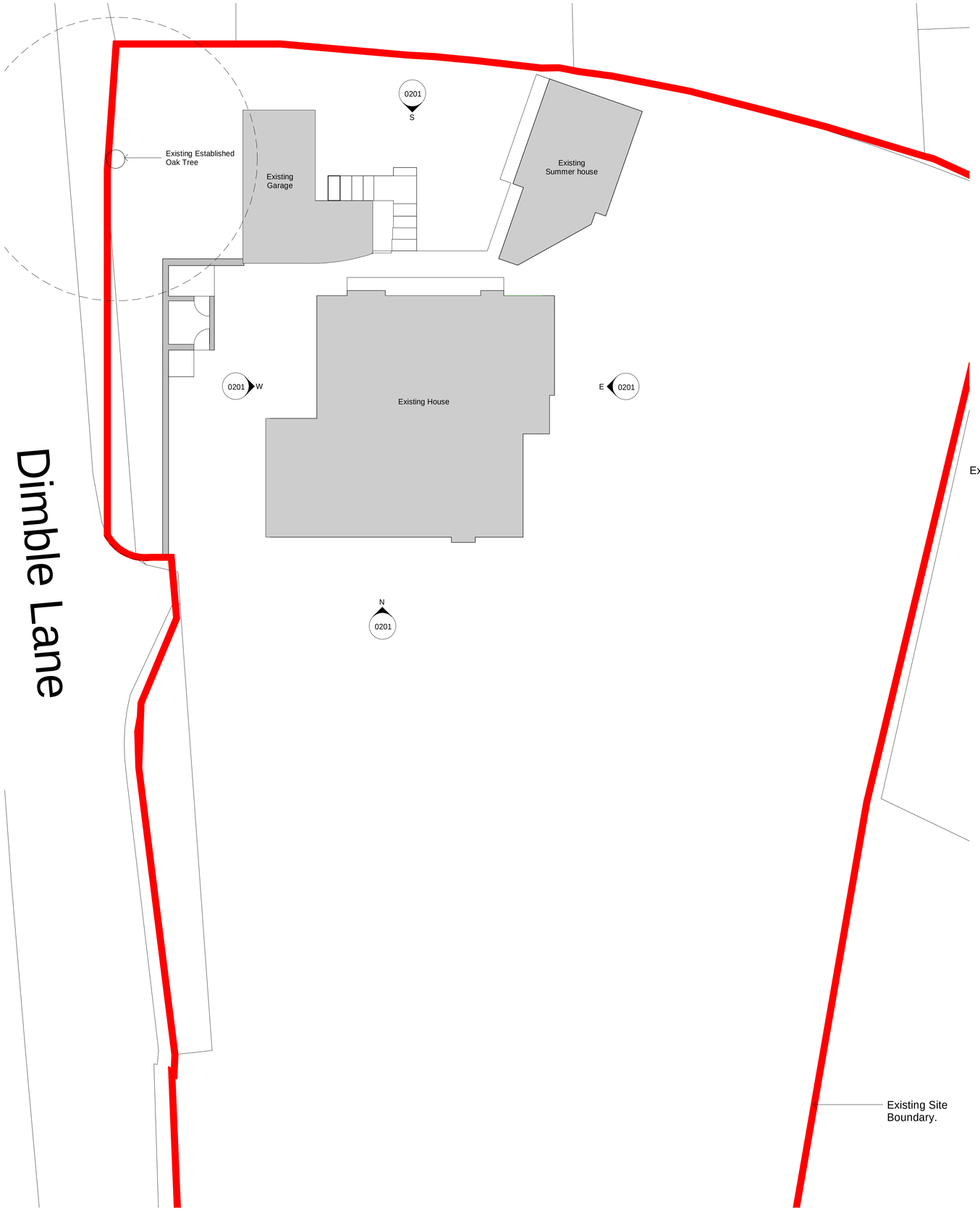

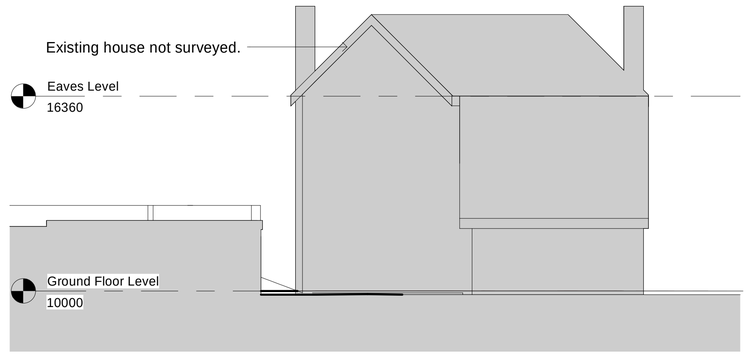

West Elevation
1 : 100

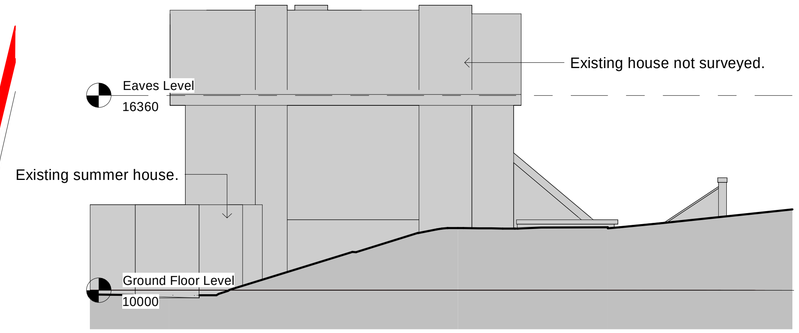

South Elevation
1 : 100

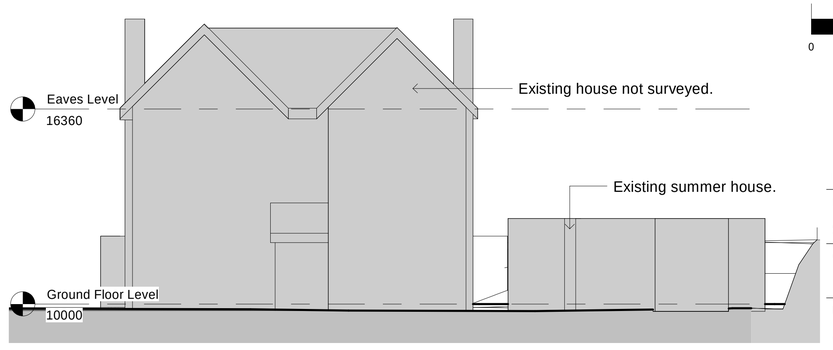

East Elevation
1 : 100

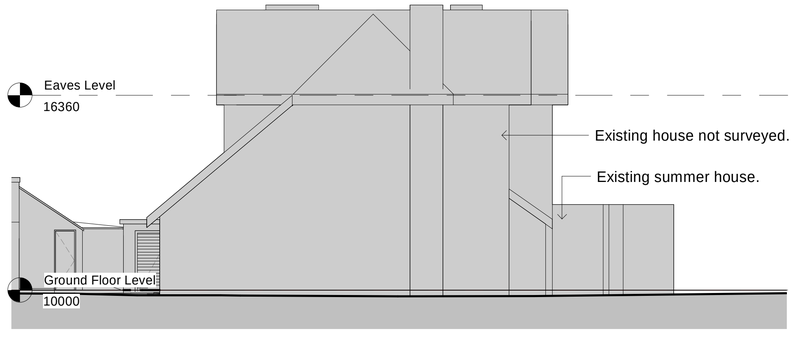

North Elevation
1 : 100

All heights, sizes and dimensions should be checked on site by the contractor before any work is put in hand.

Figured dimensions should be taken in preference to scaling and any errors or omissions reported to the architect at once.

This drawing has been prepared in accordance with the CDM (Construction Design and Management) and all foreseeable design risks to those involved or affected by construction have been avoided wherever possible.

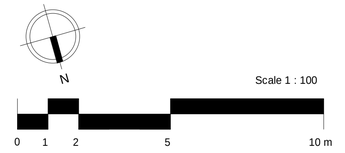

Rev	Date	By	Detail

Drawing status

S3 : Planning

Client

Mr & Mrs T Robins

Project/Location

Oakhill,
Dimble Lane,
Alton,
ST10 4BL

Drawing title

Existing Plans and Elevations

Date	Drawn	Checked	Job No.
03/12/21	LA	TM	3213

Scale(s)

1 : 100 @A1

Drawing number **Revision**

DL21-SA-XX-ZZ-DR-A-0201

SMYTHEMAN ARCHITECTURAL
12 High Street, Tean,
Stoke-on-Trent
ST10 4DZ
T: +44 (0)1538 722097
E: mail@smytheman.co.uk
W: www.smytheman.co.uk
CIAT CHARTERED PRACTICE

C:\Users\Lewis\OneDrive - Helen Smytheman\Desktop\DL21-SA-XX-ZZ-DR-A Survey.rvt