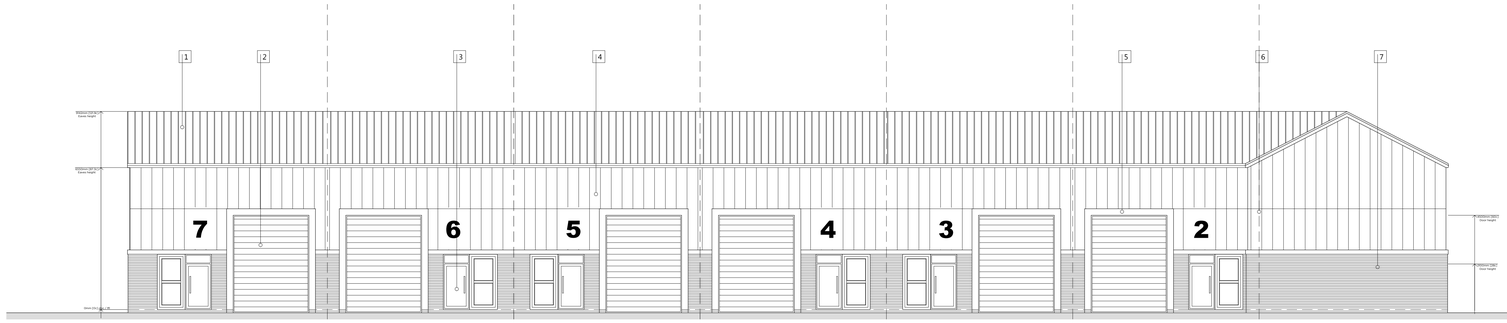

Front Elevation

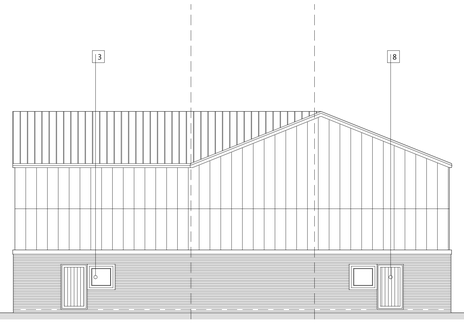

Side Elevation

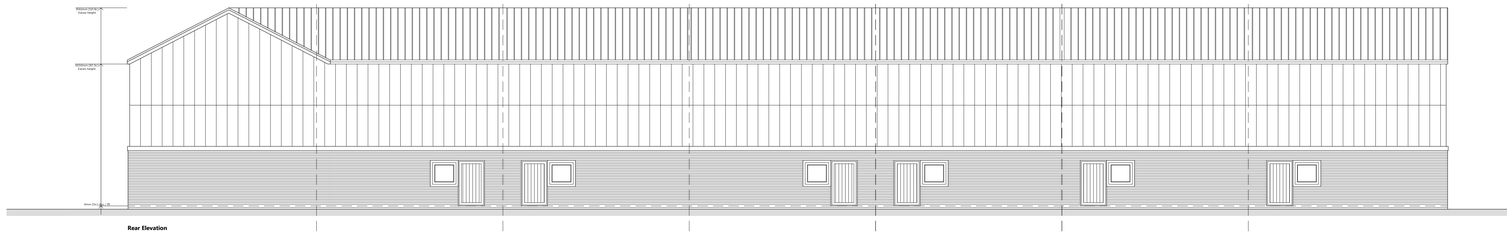

Rear Elevation



Side Elevation

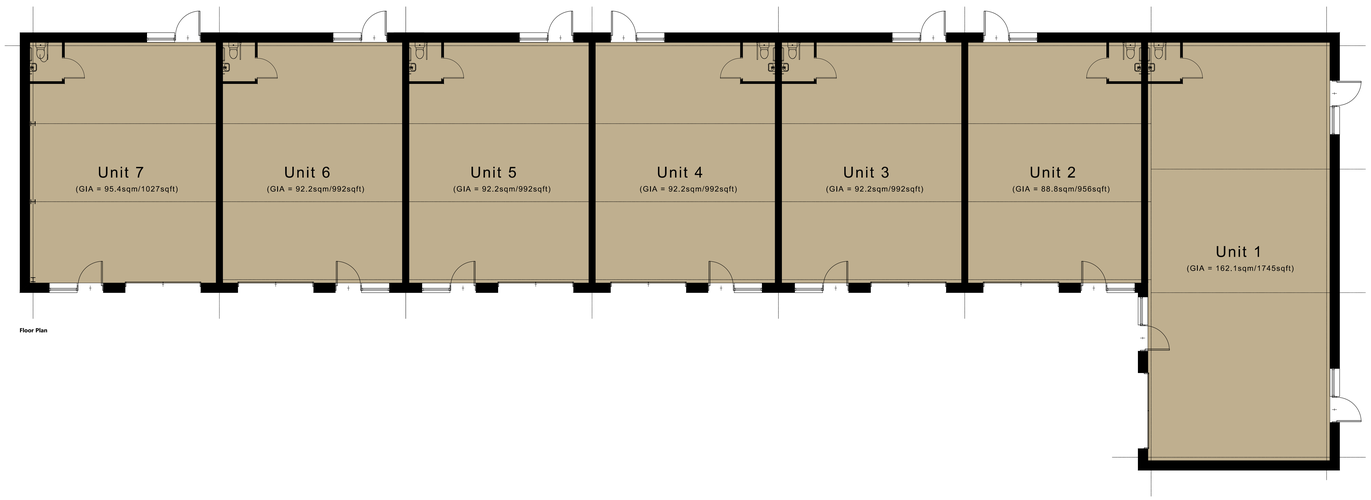

Floor Plan

- The Copyright of this drawing belongs to MPSL Planning & Design Ltd. and shall not be used or reproduced in any form without its express permission.
- For construction purposes, work to figured dimensions only. All dimensions to be checked with MPSL and on site prior to the execution of any work.
- For the avoidance of doubt all dimensions are measured to wall structure and not the finishes unless otherwise stated.
- Where any discrepancy is found to exist within or between drawings and/or documents it should be reported to the architect immediately.
- MPSL Planning & Design Ltd. shall not be liable for any use of drawings and documents for any purpose other than for which the same were prepared by or on behalf of MPSL Planning & Design Ltd.

MATERIALS

1. Metal profile pitched roof - HPS 200 (RAL 9005)
2. 3.6m x 4.5m Roller shutter doors - HPS 200 (RAL 9016)
3. PPC aluminium windows / doors - HPS 200 (RAL 9016)
4. Vertical cladding - HPS 200 (RAL 9016)
5. Banding - HPS 200 (RAL 7038)
6. Steel portal frame
7. Red multi facing brick to LA approval
8. PPC insulated security doors.

Rev	Date	Revision	Initial

- Client

casey group

- Drawing Title

Proposed Commerical Development, Plans & Elevations

- Project

Proposed Residential Development
Sunnyhills Road,
Leek

Job No	Org No	Drawn	Rev
21039	08	SLR	--
Scale	Date	Stage	
1:100 @ A0	August 2021	FOR PLANNING	

mpsl planning & design ltd
chartered town planning consultants
clarence point,90 mather road,
manchester M17 1QS

t: 0161 772 1999
e: info@mpsldesign.co.uk

www.mpsldesign.co.uk

mpsl planning&design

1:100

2m 0 2m 4m 6m 8m 10m