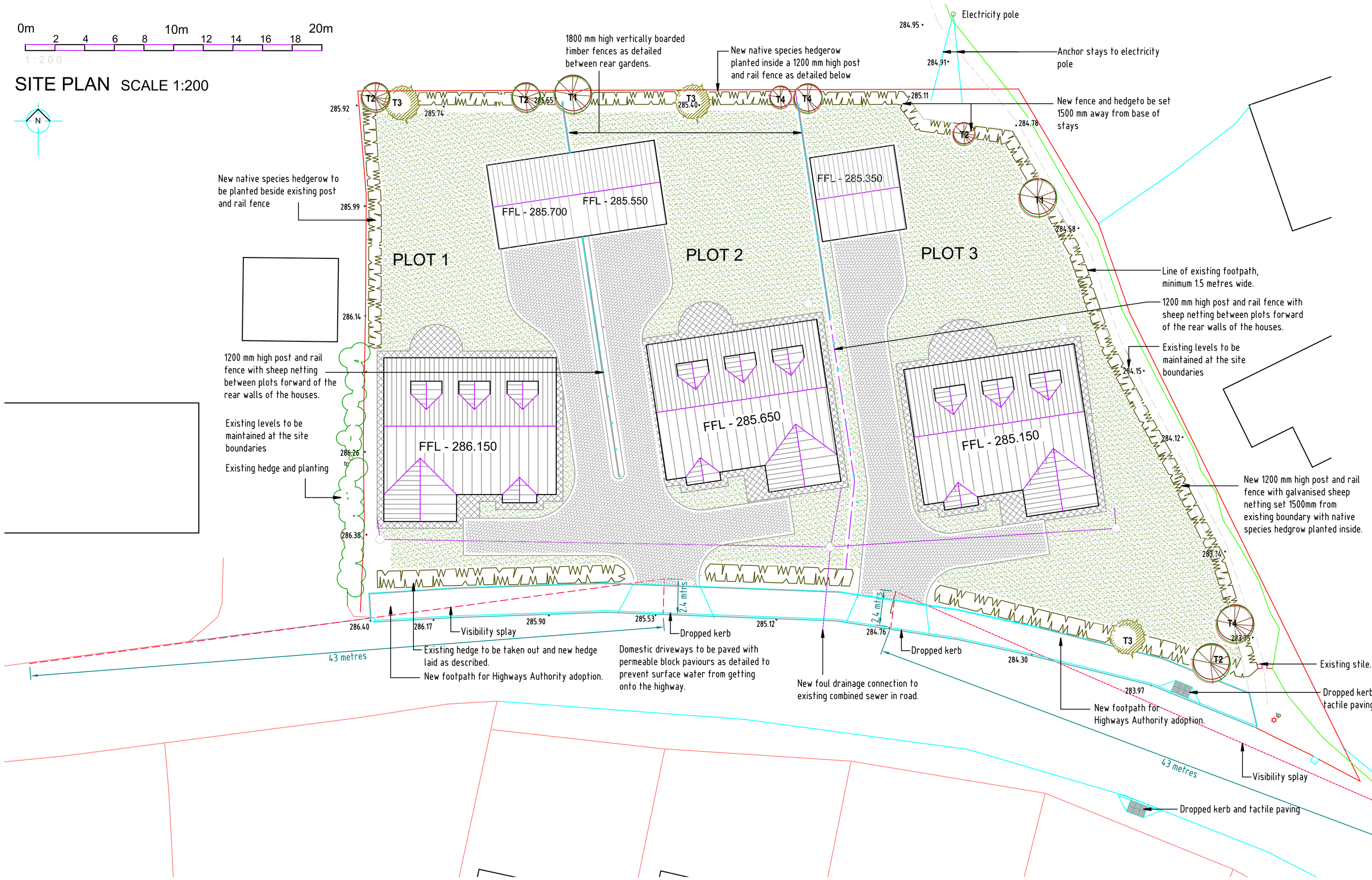

NATIVE SPECIES HEDGE TO SITE BOUNDARIES.

Preparation and planting

- Remove turf or apply glyphosate-based herbicide and allow to take effect
- The planting mix can be supplied as bare root stock, except for holly* which must be pot grown plants. Prior to planting, all bare rooted plants should be kept moist in sacks
- Notch plant with roots well spread out and at the correct depth, well firmed, ideally in late October - December, incorporating slow release fertiliser. Do not plant later than end of March
- Use grow tubes / shelters staked in accordance with manufacturers guidance
- Plant hedges as a double row at 500mm staggered centres, with 500mm between the rows dispersing the varied planting at random between the dominant hawthorn, use spiral guards
- Provide temporary stock protective fencing on one side of the hedge as necessary.

Supply Specification

Percent mix	Shrub species	Common name	Size in cms
5	Acer campestre	Field maple	60-90
55	Crataegus monogyna	Hawthorn	45-60
5	Corylus avellana	Hazel	60-90
5	Ilex aquifolium *	Holly	45-60
2.5	Lonicera periclymenum	Honeysuckle	60-90
25	Prunus spinosa	Blackthorn	45-60
2.5	Rosa canina	Dogrose	45-60

Trees

- Plant in pits 1.5m diam x 600mm deep, where shown, minimum of 1m back from boundary
- Stake and secure with rubber tie and spacer at 1m height, with soil conditioner and slow release fertiliser added to backfill

Tree species	Common name	Size in cms	Qty
T1 Acer campestre	Field Maple	150 - 180	feathered 2
T2 Sorbus aucuparia	Rowan	150 - 180	feathered 4
T3 Malus sylvestris	Crab apple	120 - 150	feathered 3
T4 Betula pendula	Silver Birch	120 - 150	feathered 3

Management

- 300mm wide weed-free area maintained around each plant for first two seasons
- Any loose tube or tree stakes and ties to be refixed and removed after two years.
- Hedge shoot tips to be pruned to encourage dense growth
- In first growing season dead plants to be cut off at ground level and replaced the following planting season
- After initial forming, hedge to be kept as a loose screen by trimming on the agricultural side and periodic coppicing on the site side.

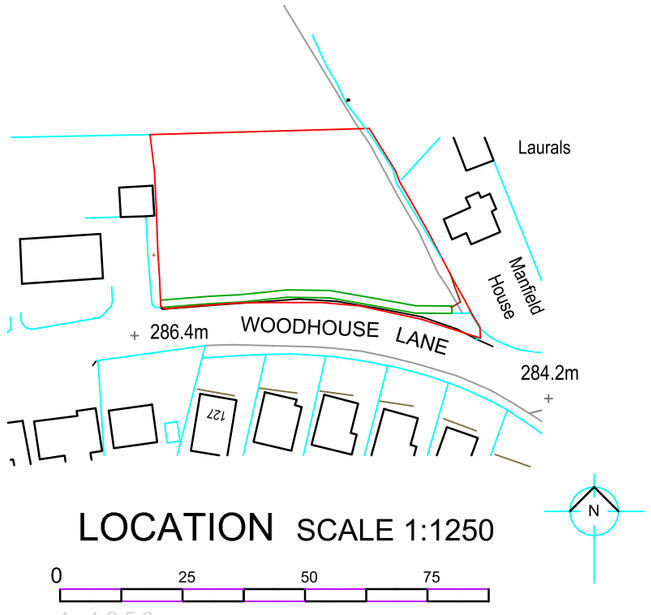

LOCATION SCALE 1:250

Private driveways :-
Tobermore 'Hydropave Tegular'
Colour - Slate

Paving around buildings:-
Tobermore 450 x 450mm 'Textured Flag'
Colour - Charcoal.

Private gardens to be turfed.

BOUNDARIES BETWEEN REAR GARDENS OF THE PLOTS.

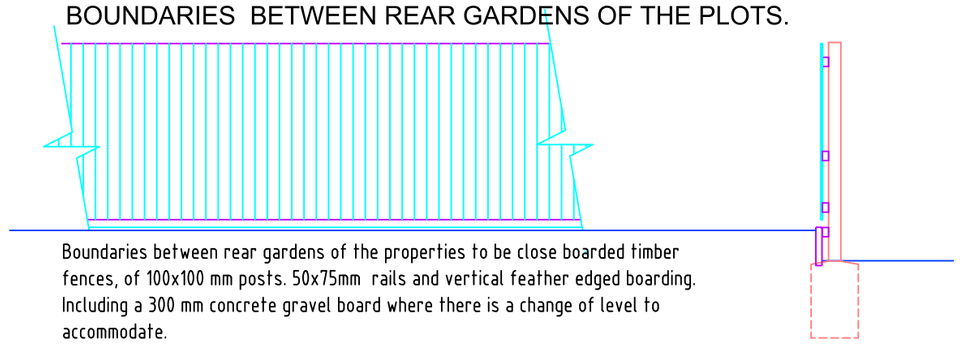

Boundaries between rear gardens of the properties to be close boarded timber fences, of 100x100 mm posts. 50x75mm rails and vertical feather edged boarding. Including a 300 mm concrete gravel board where there is a change of level to accommodate.

Typical Section through Driveways. Scale 1 : 20

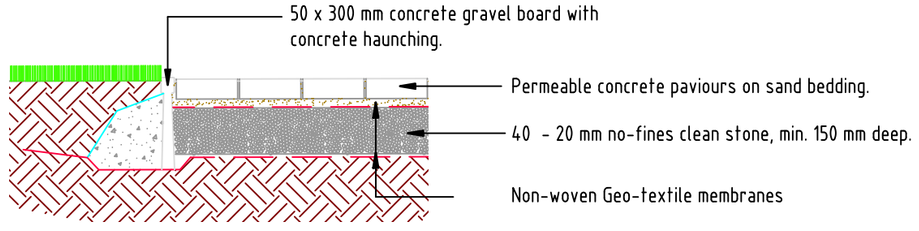

SITE BOUNDARIES

Boundaries to the north and south of the site to be 1200 mm high timber post and rail of 100x100 mm posts. 50x75mm rails, with sheep netting to rear and side boundaries . Native species hedgerow as described to be planted behind fence.

Galvanised wire sheep netting between posts and rails and buried into ground.

Boundaries between the front gardens of the plot to have post and rail fences as shown with no netting.

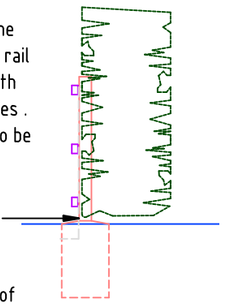

David Tatton Architect.
4 CHURCH BANK : KEELE : STAFFORDSHIRE : ST5 5AT.
Landline - 01782 619522 Mobile - 07748385590.
Email - mail@davidtattonarchitects.net

CLIENT	Humphreys Builders Ltd
PROJECT	3no. Proposed Dwellings Woodhouse Lane, Biddulph Moor.
DRAWING	Boundaries and Landscaping
SCALE 1/50, 1/1250 &1/200 on A2	DRWG NO. 148-09
	DATE Dec. 2020. REV.