0 0.50 1.00 1.50 2.00 2.50 3.00 3.50 4.00 4.50 5.00 5.50

1:50 Scale to be measured

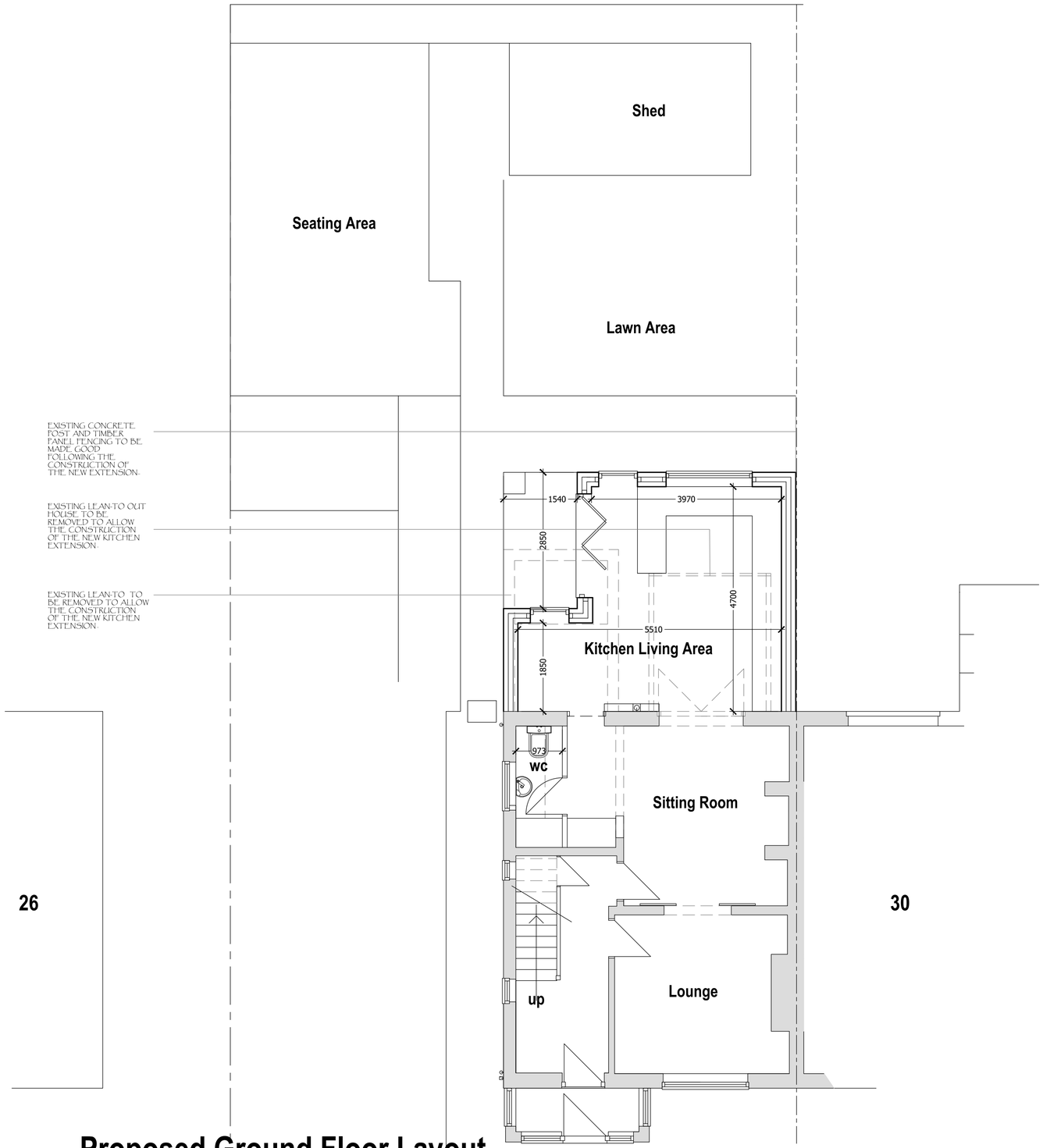

Proposed Ground Floor Layout

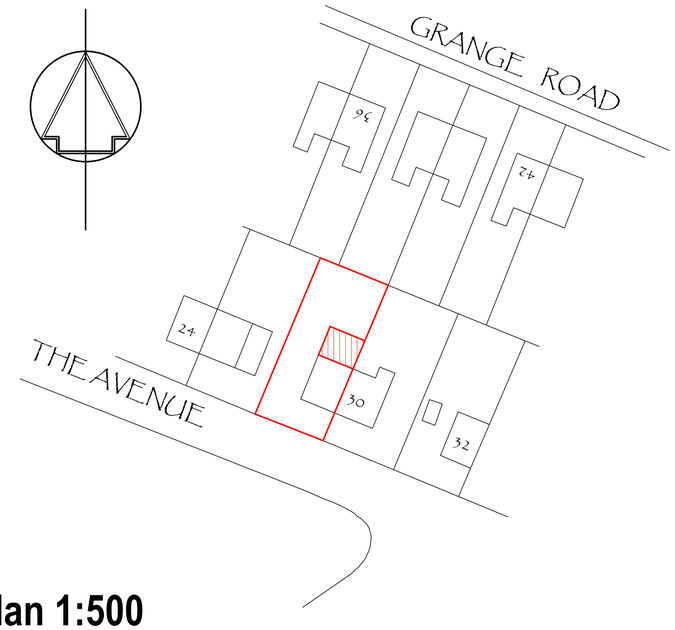

Block Plan 1:500

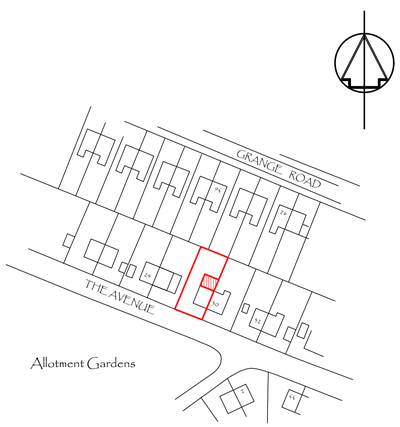

Location Plan 1:250

REV	DATE	DESCRIPTION

DRAWING STATUS

PLANNING

THIS DRAWING IS COPYRIGHT AND MUST NOT BE REPRODUCED IN WHOLE OR IN PART WITHOUT THE PRIOR PERMISSION OF P4 Architecture.

DIMENSIONS TO BE VERIFIED ON SITE. ONLY FIGURED DIMENSIONS TO BE USED AND ANY DISCREPANCY BETWEEN THIS DRAWING AND SITE CONDITIONS TO BE REFERRED TO P4 Architecture IMMEDIATELY. NO DIMENSIONS ARE TO BE SCALED OFF PRINTED DRAWINGS UNLESS STATED DIMENSIONS ALIGN WITH THE CORRESPONDING SCALE BAR AND SCALE RULE. ANY AREAS THAT ARE INDICATED ON THIS DRAWING ARE FOR GUIDANCE ONLY. NO RESPONSIBILITY IS TAKEN FOR THEIR ACCURACY.

THERE IS A RISK OF DEATH OR INJURY IN CONSTRUCTION IF THE WORKS ARE NOT PROPERLY PLANNED AND SUPERVISED. THE CONTRACTOR MUST NOT UNDERTAKE ANY ELEMENT OF WORK WITHOUT HAVING FIRST CARRIED OUT THE NECESSARY RISK ASSESSMENT AND PREPARED DETAILED METHOD STATEMENT.

CLIENT

Mr T. & Mrs C. Warren

PROJECT

Proposed Alterations & Extension works at 28, The Avenue Cheddleton Leek Staffs.

DRAWING TITLE

Schematic Proposal Layout Plan

SCALE	DATE
1:50 @ A1	September 2020

DRAWING No.	REV
TOWA /PP/01/003	

P4 Architecture
P4 Architecture
A Member of the Chartered Institute of Architectural Technologists
Chartered Institute of Architectural Technologists
Architectural & Construction Project Management Services
Lodge Hill, Wallbridge Drive, Leek, Staffordshire, ST13 8NE.
Tel. 07962 062 618 Email. P4architecture@hotmail.co.uk