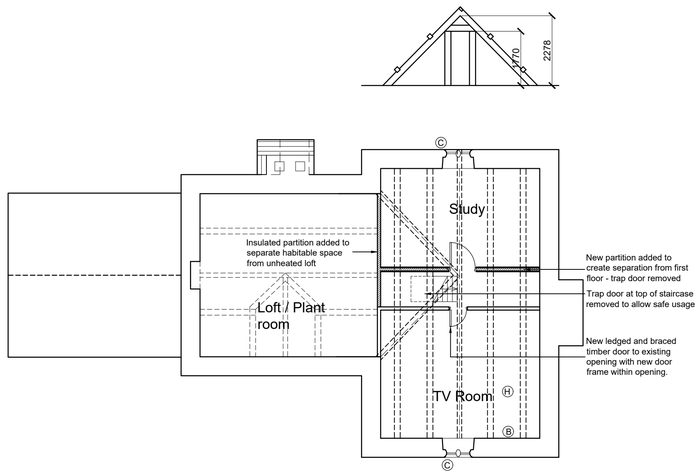

Second Floor Plan

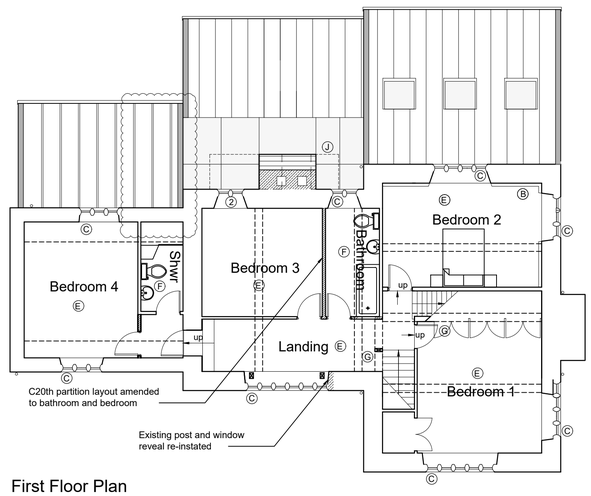

First Floor Plan

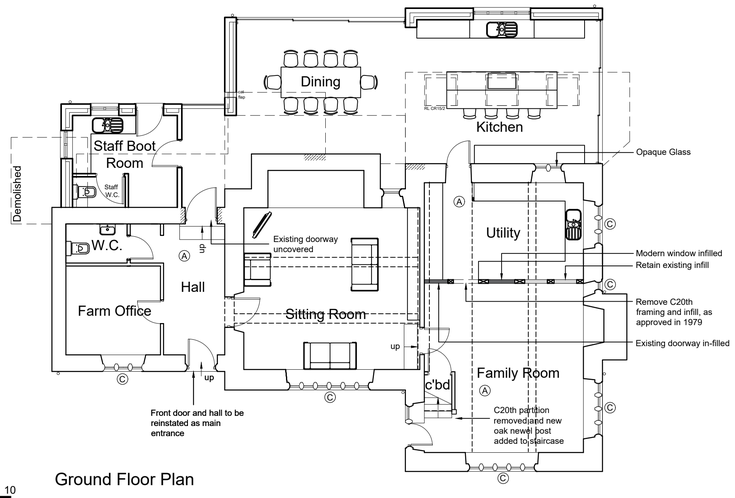

Ground Floor Plan

Metres
01 02 03 04 05 10

SCALE 1:100



North West Elevation

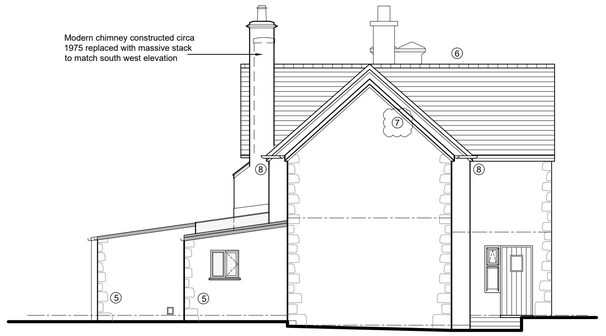

North East Elevation

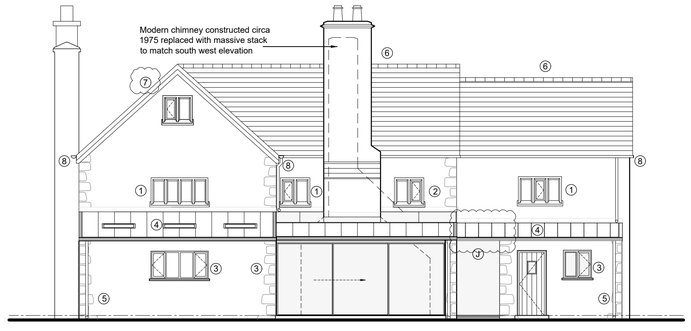

South East Elevation



South West Elevation

revisions

ref	date		initials
A	19/10/15	General Revisions	TAP
B	28/10/15	General Revisions	TAP
C	11/12/15	General Revisions	TAP
D	27/01/16	General Revisions	TAP
E	06/04/16	General Revisions	CIM
F	07/04/16	General Revisions	CIM
G	04/05/16	Notes updated	CIM
H	12/07/16	Glazed link included	CIM
J	11/01/17	General Revisions	CIM
K	08/02/17	General Revisions	CIM
L	15/06/17	General Revisions	CIM
M	24/07/17	General Revisions	CIM
N	03/10/17	General Revisions	LS
P	24/10/17	General Revisions	LS
R	26/10/17	General Revisions	CIM
T	20/12/17	General Revisions	CIM
U	02/09/20	General Revisions	CIM

notes for construction

Dimensions shall be checked and verified prior to work being commenced

Materials/Proposals Key

1. Opening Lights: steel windows inserted within stone mullions
2. Enlarge window to 2 panes
3. Aluminium windows and doors
4. Raised seam metal sheet roof (with rooflights set flush within the roof thickness).
5. Stone to match existing
6. Existing slates re-laid with new breathable sarking membrane and insulation fitted beneath rafters
7. Revised timber verge detail to replace existing metal faced board
8. Gutters replaced with cast metal painted black

Notes to Plans

- A Indian Stone/ceramic floor tiles - 65mm Omnie thin underfloor heating and insulation system to be laid on existing concrete slabs
- B Generally - Insulation and plasterboard lining to be added to external wall where required
- C Histoglass - to be used to reglaze existing windows, opening lights to be steel framed
- D New concrete floor slab, insulation and screed with underfloor heating. Stone/ceramic floor finish.
- E Battens to be used on existing floor joists to level floors and floating timber floor installed over. To include 60mm Omnie thin underfloor heating and insulation system.
- F Battens to be used on existing floor joists to level floors, and screed board and tiles installed over. To include 60mm Omnie thin underfloor heating and insulation system.
- G Generally - Oak Beams to be treated to remove Victorian dark stain.
- H Second floor finish to be laid over existing screeds - heating to be provided by radiators.
- J Structural glass link

Hayes & Partners

Architects
Historic Building Consultants

Atlas House
Old Hall Street
Macclesfield Cheshire SK10 2DT
Telephone 01625 426218
Fax 01625 511 732
hp@hayesandpartners.co.uk

job

Cloud House Farm
CW12 3QF

Plans & Elevations
As Proposed

scale	1:100 @A1		
date	11/09/15		
drawn	CIM	checked	CIM
number	3590/12	revision	U