

PEAK acoustics

Noise Assessment Report

Email: sales@acousticsurveys.co.uk | **Office:** 0330 043 1764
Web: www.acousticsurveys.co.uk
Peak Acoustics Ltd, Fernbank House, Springwood Way, Macclesfield, SK10 2XA

Rev. 0 10/07/2020

Noise Impact Assessment

Report Reference Number: NM1305207NR

Client: Rich Gilman

Site: The Smithfield Centre, 1 Ashbourne Road, Leek, Staffordshire, ST13 5JW

Project Consultant

N. Mitchell BSc (Hons)

Acoustic Consultant

nick@acousticsurveys.co.uk

Proofing Consultant

K. Donald BSc (Hons) TechIOA

Acoustic Consultant

kyle@acousticsurveys.co.uk



Contents

Project Information 4
Revision History 5
1. Assessment Summary 6
2. Proposal 7
3. Planning Conditions & Noise Criteria 8
4. NSR, Measurement Locations & Site Survey Description 9
5. Existing Context 10
6. Measurement Procedure 10
7. Measurement Equipment 10
8. Weather Conditions 10
9. Proposed Noise Sources 11
10. Background Sound Level 11
11. Noise Breakout Assessment – Internal Noise Levels 12
12. Noise Breakout Assessment – Sound Insulation 12
13. Predicted Noise Breakout 12
14. Rear External Roof Terrace – Patron noise 13
15. Further Noise Control Recommendations 14
16. Conclusion 14
APPENDIX A – Measurement Details 15
APPENDIX B - Equipment Details 15
APPENDIX C - Meteorology Details 15
APPENDIX D - Calibration Details 15
APPENDIX E – Noise Survey Results 16
APPENDIX F – Calculations 17
APPENDIX G – Acoustic Modelling 20
APPENDIX H – Condenser Unit Technical Data 22

Project Information

Peak Acoustics has been commissioned to undertake the assessment detailed within this report. Below is a summary of pre-commencement requirements and comments as communicated to Peak Acoustics by involved parties. This information forms the basis of the assessment and report.

Client Contact	Rich Gilman
Client Requirement	A noise impact assessment has been requested by the Local Authority in relation to a planning application for change of use from Sui Generis (betting shop) to drinking establishment (Use Class A4) at The Smithfield Centre, 1 Ashbourne Road, Leek, Staffordshire, ST13 5JW.
Assessment Standards & Justification	***Noise-Breakout*** – The noise impact will also be determined via comparison of predicted noise-breakout from the proposed development against the pre-existing background noise level at the NSR location. ***IOA Good Practice Guide for Entertainment Noise (2003)***: Guidance on the assessment of entertainment noise via the comparison of noise emissions to internal noise level standards set out in BS8233.
Local Authority Guidance/Unitary Development Plans/Unique or bespoke standards	Staffordshire Moorlands District Council and EHO have set conditions, detailed below: ***"3.*** The proposed use hereby permitted shall not under any circumstances include any means of amplification of voice or music outside of the building or for onward transmission. Any broadcast or background music played inside the building shall be set at a level that ensures that it is inaudible outside of the building.*"*

Revision History

Rev.	Date	Author	Description
0.0	10/07/2020	NM	First Issue Report
1.0	24/07/2020	NM	Amendments following newly documented Decision Notice: - *Amendment of external seating area maximum capacity from 40 down to 30 patrons.* - *Addition of new NSR location (former public house, east).* - *Amended Calculations*

1. Assessment Summary

A Noise Impact Assessment has been conducted at The Smithfield Centre, 1 Ashbourne Road, Leek, Staffordshire, ST13 5JW in relation to a planning application for change of use to from Sui Generis (betting shop) to form a drinking establishment (Use Class A4) with first-floor rear roof terrace.

A background noise survey was undertaken between 12:10 on Monday 22nd – 14:45 on Tuesday 23rd June 2020 to obtain measurements of the existing noise climate, representative of nearby Noise Sensitive Receptors (NSRs).

The operational times of the proposed establishment, set by the local council, give indication that the most sensitive periods will be between 22:00 – 01:00 on Fridays and Saturdays. Therefore, the assessment of noise breakout will consider the lowest $L_{A90,\ 1hour}$ & $L_{A90,\ 15minute}$ measured during the noise survey.

The nearest receptors were identified as the Premier Inn hotel which faces the front façade. Residential dwellings above a former public house were noted to the east, as well as housing to the south of the rear façade of the proposed establishment, on Cromwell Terrace, measured at approximately 16.5m, 19m and 33 m, respectively.

A glass perimeter barrier is proposed, it is recommended to have a height of 1.5 meters to ensure the noise from the terrace area has little to no impact on surrounding receptors.

The assessment of noise breakout meant a review of existing glazing and construction details had to be carried out in order aided to derive sound reduction indices in single octave bands; acoustic software modelling (Marshall Day Acoustics Ltd – INSUL).

Noise breakout of internal entertainment noise is calculated to achieve a Low Impact when compared to IOA entertainment noise guidance.

An external seating area, which seats approximately 20 – 30 patrons, has potential to cause adverse impacts. Assessment of 15 simultaneously conversing patrons identified a low impact is achievable if the terrace was to be closed at 23:00, complying with licencing laws.

No mitigation is deemed necessary.

2. Proposal

2.1 A change of use is proposed for a class A4 (Licensed Premises) with rear external roof terrace at The Smithfield Centre, 1 Ashbourne Road, Leek, Staffordshire, ST13 5JW.

2.2 The proposed licensing closing hours, stipulated by Staffordshire Moorlands District Council, are set out below:

- *11:00 – 00:00 (Sunday – Thursday & Bank Holidays)*
- *11:00 – 01:00 (Friday, Saturday)*

2.3 It is proposed to install a low volume sound system with 3 inward facing speakers downstairs and 1 no. speaker upstairs. It is understood that the system will be unable to reach levels above customers speech to ensure a desirable speaking atmosphere.

2.4 It is proposed to convert a first-floor flat roof into an external seating area at the rear. The local authority has stipulated that no amplified voice or music shall be installed externally within the outdoor terrace.

2.5 It is understood that the indoor bar area and first floor mezzanine will hold between 40 – 50 patrons at maximum capacity whilst the outside seating area will hold approximately 20 – 30 patrons, once operations are at maximum.

3. Planning Conditions & Noise Criteria

3.1 The local authority comments provide guidance on the type of assessment, detailed below. A specific noise criterion has been stipulated in Sections 3.2 & 3.3.

"3. The proposed use hereby permitted shall not under any circumstances include any means of amplification of voice or music outside of the building or for onward transmission. Any broadcast or background music played inside the building shall be set at a level that ensures that it is inaudible outside of the building.*"*

3.2 There is no specific British Standard relevant to the assessment of noise breakout from pubs/bars upon residential receptors. However, *Good Practice Guide on the Control of Noise from Pubs and Clubs* was published by the Institute of Acoustics (IOA).

3.3 The assessment of noise breakout via the front façade will draw guidance from *IOA Good Practice Guide for Entertainment Noise (2003)* and make reference to the internal level criteria of BS8233:2014 - *Guidance on sound insulation and noise reduction for buildings.* The specific criteria are as follows:

3.3.1 Entertainment Noise, L_{Aeq} should not exceed the representative background sound level, $L_{A90,\ T}$, by more than 5 dB at 1m from the nearest residential façade (Noise Sensitive Receptor).

3.3.2 Outdoor patron noise, L_{Aeq} should not exceed the representative background sound level, $L_{A90,\ T}$, by more than 5 dB at 1m from the nearest residential façade (Noise Sensitive Receptor).

3.3.3 Expected internal noise levels will make reference to BS8233:2014 'good' criteria within residential properties.

4. NSR, Measurement Locations & Site Survey Description

4.1 The site is the last in a row of ground floor retail units that run in a continuous frontage adjacent to Haywood Street and Ashbourne Road. The site lies within Leek Town Centre and is bounded to the west by No.2 Smithfield Centre, which is currently operating as a A4 Use drinking establishment named 'Beyond the Pale', a successful change of use (COU) in 2016.

4.2 To the east of the site is Cromwell Terrace, utilised primarily by buses exiting a bus station. To the North stands Ashbourne Road which defines the southern boundary of the Leek Conservation Area. To the rear of the unit lies a small carpark with permit for neighbouring commercial businesses. The nearest Noise Sensitive Receptors (NSRs) have been identified and are displayed below.

4.3 The site, NSR, noise monitoring and noise source locations are shown in **Figure 1** below.

Figure 1: Measurement and NSR Location



5. Existing Context

5.1 The surrounding area has numerous licenced premises and retail businesses that have operated for decades. The licenced premises, *'The Cattle Market',* is situated opposite the proposed site location, approximately 40m away and sees patrons often converse outside the premises on the pavement or external seating area.

5.2 Other bars, restaurants and takeaway businesses along the Haywood Street see groups of patrons gather on the street during the evening, including weekends; local residents may therefore be a custom to a degree of noise from such sources and the nature of the proposal is therefore in line with the existing noise climate. This contextual factor serves to offset the potential impact of the proposal.

6. Measurement Procedure

6.1 An unattended background noise survey was conducted at position M1 between 12:10 on Monday 22nd – 14:45 on Tuesday 23rd June 2020. Measurements of $L_{Aeq,T}$ and $L_{A90,T}$ were logged in 5-min intervals at 1/1 octave resolution.

6.2 At position M1 the microphone was placed approximately 1.5m from ground level and around 2.5m – 3m away from reflective surfaces. The noise climate at this location was deemed representative of that at the NSR locations on Cromwell Terrace.

6.3 A comparative measurement (C1) was conducted at the front of the unit, this position was deemed to best represent the noise climate the customers of Premier Inn may experience. The measurement was conducted 12:20 – 12:50 and compared against the measured levels at the rear during the exact same time period.

7. Measurement Equipment

7.1 Measurements were obtained using Class 1 instrumentation. Full equipment details are given in **Appendix B**.

7.2 Equipment was calibrated before and after use and no significant drift occurred during measurements. Full calibration details are provided in **Appendix D**.

8. Weather Conditions

8.1 No precipitation occurred and temperatures of around 17 - 24°C and wind speeds of around 3 - 5 m/s; deemed suitable for conducting environmental noise measurements. Detailed meteorological information can be found in **Appendix C**.

9. Proposed Noise Sources

9.1 Entertainment Noise:

The likely dominant internal noise sources are music played at a relatively low volume in conjunction with noise from conversing patrons within the internal bar area.

9.2 External Patron Noise:

An external terrace seating area is proposed at first-floor level at the rear of the building, conversing patron noise is considered as an external noise source.

10. Background Sound Level

10.1 The latest proposed closing time for the drinking establishment is 01:00. For a robust noise breakout assessment, background sound data from 01:00 – 01:15 has been utilised to account for when the bar closes.

10.2 To ensure noise from the outside seating area is suitably controlled, noise data between 22:00 – 23:00 has been utilised to account for patrons being moved back inside due to licenced restrictions.

10.3 A comparative measurement was conducted at the front, as mentioned in Section 6.3. The comparative measurement showed a level difference of 6 dB. For robustness, a 5 dB difference has been considered between front and rear.

10.4 The representative background sound level is summarised in **Table 2** below.

Table 1: Background Sound Levels

Location	Parameter	Period	Measured Background Sound Level, dB $L_{A90,T}$
Rear	Day *(1 hour)*	22:00 – 23:00 22/06/20	42
Rear	Night *(15 min)*	01:00 – 01:15 23/06/20	32
Front +5dB	Day *(1 hour)*	22:00 – 23:00 22/06/20	47
Front +5dB	Night *(15 min)*	01:00 – 01:15 23/06/20	37

11. Noise Breakout Assessment – Internal Noise Levels

11.1 Internal noise sources are to comprise primarily of low background music and spoken voice. Internal spectra for the proposal have been obtained using previously measured library data as well as data from the human speech index *'ANSI 3.5, 1997'*. Calculations have been made to derive worst case internal spectra for background music and 50 patrons conversing simultaneously; deemed representative of the proposal at maximum occupancy.

Table 5: Assumed Internal Noise Levels

Noise Source	63	125	250	500	1K	2K	4K	dB(A)
Music & Speech	77	83	79	74	75	74	69	80

12. Noise Breakout Assessment – Sound Insulation

12.1 It is proposed to retain the front approx. 4mm glazing and the existing masonry brick and block with cladded skin. Acoustic modelling through computer software (Marshall Day Acoustics Ltd – INSUL) has been utilised to derive sound insulation reduction indices, detailed below:

Table 6: Acoustically Modelled Sound Reduction Index

Material	63	125	250	500	1K	2K	4K
4mm Glazing	15	17	21	26	30	33	30
Brick & Block	33	44	47	45	53	63	73

12.2 Acoustically modelled data sheets are provided in **Appendix G.**

13. Predicted Noise Breakout

13.1 Noise breakout via the front and rear façades of the proposal has been calculated to the closest residential receptors, taking into account distance attenuation as well as the façade construction.

13.2 Dimensions and surface areas of the front façade construction have been approximated from plans supplied by the applicant, on site-observations and measurements of the frontal glazing. These approximations are as follows:

Front: - 14.7m^2 glazing and 26.1m^2 existing brick with skin.

Rear: - 3.8m^2 glazing and 31.7m^2 existing brick.

13.3 The calculated noise breakout is shown below in **Table 7.**

Table 7: Noise Breakout

NSR Location	Internal Noise Level Limit, dB	Noise Breakout at NSR, dB L_{Aeq}
NSR 1 – Front	80	31
NSR 2 – Rear	80	19

13.4 The predicted noise breakout levels are to be compared to the background sound level criterion to determine noise impact in accordance with the IOA guidance. Both NSR locations are calculated to be below the criteria set out in Section 3.4.1, indicating a *Low Impact*. This is summarised in **Table 8** below:

Table 8: Entertainment Noise Breakout

NSR Location	Noise Breakout, dB L_{Aeq}	Background Criterion, dB L_{A90}	Difference, dB	Impact
NSR 1 – Front	31	37	-6	*Low Impact*
NSR 2 – Rear	19	37	-18	*Low Impact*

13.5 Full calculations are provided in **Appendix F.**

14. Rear External Roof Terrace – Patron noise

14.1 Discussions on site informed an external seating area within a first-floor terrace. It is understood that the outside amenity area can seat between 20 - 30 patrons.

14.2 To determine approximate noise emissions, background levels $L_{A90, 1hour,}$ from measurement M1, have been utilised to give indication of whether the proposed courtyard area is likely to cause adverse impacts upon the surrounding receptors.

14.3 To represent a worst-case scenario, numbers of 15 patrons simultaneously conversing have been calculated to the nearest residential window, NSR 2 & NSR 3, and detailed in **Table 9** below.

Table 9: External Seating

NSR	No. customers	Period	Level at Receiver, dB	Background Noise Criterion, dB L_{A90}	Difference, dB	Impact
NSR 2	30	22:00 – 23:00	30	42	-11	*Low*
NSR 3			35		-7	*Low*

14.4 The assessment above identifies that by closing the outdoor seating area at 23:00, a low impact can be achieved when accounting for 30 customers at any one time: in-keeping with licencing laws.

14.5 When accounting for 10-15 dB attenuation of noise levels through an open window, resultant internal sounds levels within the nearest receiver are calculated to be 15 - 20 dB $L_{Aeq, T}$. This is therefore well within the desirable limits of BS8233:2014 internal daytime levels.

15. Further Noise Control Recommendations

15.1 Self-closing door hinges should be attached to the access door to minimise the time open. Staff should remain vigilant in ensuring the self-closing hinges on doors are in constant operation.

15.2 Appropriate signage should be used around the external seating area to encourage customers to return to the internal bar area once closed and be mindful of nearby residents when leaving the premises. Staff should also encourage customers to stop using the outdoor area once closed.

16. Conclusion

16.1 A Noise Impact Assessment has been conducted for operation of an A4 drinking establishment with an external seating area at The Smithfield Centre, 1 Ashbourne Road, Leek, Staffordshire, ST13 5JW.

16.2 A background noise survey was undertaken to derive representative background sound levels at the nearest noise sensitive receptors, which were identified as a Premier Inn opposite the front of the site and residential dwellings south of the rear façade, on Cromwell Terrace.

16.3 The proposed front façade construction is of glazed panels with assumed brick & block construction. Acoustic modelling helped obtain octave band reduction indices to aid the assessment of noise breakout. Calculations found that the noise breakout would achieve a low impact in regard to the IOA guidance standard criterion.

16.4 An external seating area is proposed at first-floor level. It is recommended to install a 1.5m perimeter glass barrier to ensure noise from the terrace does not give rise to adverse impacts. Assessment of 15 simultaneously conversing patrons identified a low impact is achievable if the terrace was to be closed at 23:00, complying with licencing laws. When considering 15dB attenuation through a partially open window, internal noise levels are within desirable daytime limits with regard to BS8233:2014.

16.5 Further guidance on noise control has been recommended.

16.6 So long as the recommendations in this report are adhered to, and maintained throughout the life of the development, the proposal would be unlikely to give rise to adverse impacts.

APPENDIX A – Measurement Details

Measurement	Kit	Start Date	Start Time	End Date	End Time
M1	A4	22/06/20	12:10	23/06/20	14:45
C1	STK5	22/06/20	12:20	22/06/20	12:50

APPENDIX B - Equipment Details

Kit	Equipment	Make	Model	Class	Serial Number
A4	Sound Meter	Svantek	971	1	60688
A4	Pre-Amp	Svantek	SV18	1	62781
A4	Microphone	ACO	7052E	1	66703
STK 5	Sound Meter	Svantek	977A	1	69273
STK 5	Pre-Amp	Svantek	SV12L	1	71601
STK 5	Microphone	ACO	7052E	1	68217
1	Calibrator	Svantek	SV33A	1	90273

APPENDIX C - Meteorology Details

Date	Temp C°	Wind Speed m/s	Wind Direction	Humidity %	Precipitation mm	Cloud Cover (Oktas)
22/06/20	17	2 – 4	SSW	63	0	3/8
23/06/20	24	4 – 5	SSW	45	0	2/8

APPENDIX D - Calibration Details

Measurement	Calibrator Ref Level (dB)	Level Before (dB)	Deviation Before (dB)	Level After (dB)	Deviation After (dB)
M1	113.9	114.7	-0.8	114.7	-0.8
C1	113.8	113.2	0.6	113.2	0.6

APPENDIX E – Noise Survey Results

Measured Background Sound Levels [M1], 16th – 17th June 2020

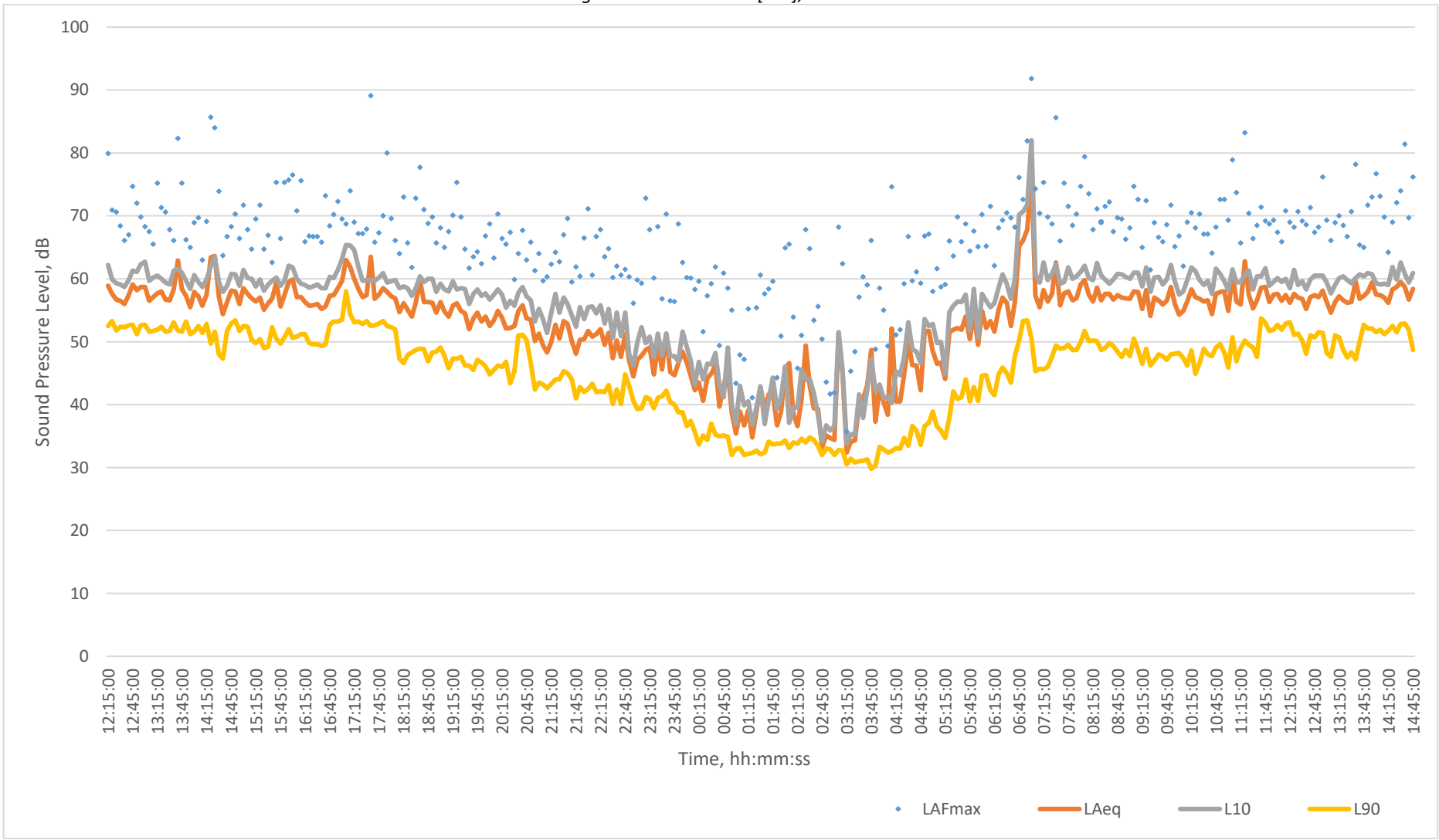

APPENDIX F – Calculations

Entertainment Noise Calculations – Noise Breakout Front Façade

Noise Breakout Calculation

Description:

Calculation of noise breakout via the Front Façade

1/1 Octave Centre-Freq. Band	***Hz***	***63***	***125***	***250***	***500***	***1k***	***2k***	***4k***	***dBA***
Source Noise Level, dB	dB	77	83	79	76	75	74	69	80
R1 External Wall	R, dB	33	44	47	45	53	63	73	
R2 Glazing *(4mm)*	R, dB	15	17	21	26	30	33	30	
R3	R, dB	0	0	0	0	0	0	0	
Comp R	Rcomp, dB	-19	-21	-25	-30	-34	-37	-34	
Distance Correction	dB	-24	-24	-24	-24	-24	-24	-24	
Levels at NSR	**dB**	**38**	**42**	**34**	**26**	**21**	**17**	**15**	**31**

Partition(s) & Receiver Details		
R1 External Wall	*m2*	*26.1*
R2 Glazing (4mm)	*m2*	*14.7*
R3	*m2*	*0.0*
S Total	*m2*	*40.8*
S Facing Receiver	*m2*	*40.8*
Source > Receiver Distance	*m*	*16.5*
Lw Ground Atten. Factor	*dB*	*-11.0*

Entertainment Noise Calculations – Noise Breakout Rear Façade

Noise Breakout Calculation

Description:

Calculation of noise breakout via the Front Façade

1/1 Octave Centre-Freq. Band	***Hz***	***63***	***125***	***250***	***500***	***1k***	***2k***	***4k***	***dBA***
Source Noise Level, dB	dB	77	83	79	76	75	74	69	80
R1 External Wall	R, dB	33	44	47	45	53	63	73	
R2 Glazing *(4mm)*	R, dB	15	17	21	26	30	33	30	
R3	R, dB	0	0	0	0	0	0	0	
Comp R	Rcomp, dB	-24	-27	-31	-35	-40	-43	-40	
Distance Correction	dB	-30	-30	-30	-30	-30	-30	-30	
Levels at NSR	**dB**	**27**	**30**	**22**	**15**	**10**	**5**	**4**	**19**

Partition(s) & Receiver Details

R1 External Wall	*m2*	*31.7*
R2 Glazing (4mm)	*m2*	*3.8*
R3	*m2*	*0.0*
S Total	*m2*	*35.5*
S Facing Receiver	*m2*	*35.5*
Source > Receiver Distance	*m*	*33.0*
Lw Ground Atten. Factor	*dB*	*-11.0*

External Patron Noise 30 people – Noise ingress at NSR 2 nearest window

A Weighting								
	63	**125**	**250**	**500**	**1000**	**2000**	**4000**	**dBA**
Normal Speech	34	43	57.2	59.8	53.5	48.8	43.8	
Group Speech (15 People)	45.8	54.8	69.0	71.6	65.3	60.6	55.6	
Distance Correction	-30.4	-30.4	-30.4	-30.4	-30.4	-30.4	-30.4	
Barrier (Glass perimeter)	-6.0	-7.0	-8.4	-10.4	-12.7	-15.4	-18.2	
A Weighting	-8.6	-8.6	-8.6	-3.2	0.0	1.2	1.0	
Receiver Level	1	9	22	28	22	16	8	**30**

Attenuation through open window	15
BS8233 Daytime internal Noise Level	35
Difference	**15**

	m
Distance - Source > Reciever	33

Number of People Talking	15

External Patron Noise 30 people – Noise ingress at NSR 3 nearest window

A Weighting								
	63	**125**	**250**	**500**	**1000**	**2000**	**4000**	**dBA**
Normal Speech	34	43	57.2	59.8	53.5	48.8	43.8	
Group Speech (15 People)	45.8	54.8	69.0	71.6	65.3	60.6	55.6	
Distance Correction	-25.6	-25.6	-25.6	-25.6	-25.6	-25.6	-25.6	
Barrier (Glass perimeter)	-6.0	-7.0	-8.4	-10.4	-12.7	-15.4	-18.2	
A Weighting	-8.6	-8.6	-8.6	-3.2	0.0	1.2	1.0	
Receiver Level	6	14	26	32	27	21	13	**35**

Attenuation through open window	15
BS8233 Daytime internal Noise Level	35
Difference	**20**

	m
Distance - Source > Reciever	19

Number of People Talking	15

APPENDIX G – Acoustic Modelling

Sound Insulation Prediction (v9.0.22)

Program copyright Marshall Day Acoustics 2017
Margin of error is generally within Rw ±3 dB
- Key No. 5547
Job Name:
Job No.: Initials:nick
Date:29/06/2020
File Name:

Notes:



Rw 29 dB
C -1 dB
Ctr -3 dB

Panel Size = 2.0 m x 1.5 m
Partition surface mass = 9.72 kg/m²

System description

Pane 1 : 1 x 4 mm Glass

freq.(Hz)	R(dB)	R(dB)
50	15	
63	15	15
80	15	
100	16	
125	17	17
160	19	
200	20	
250	21	21
315	23	
400	24	
500	26	26
630	28	
800	29	
1000	30	30
1250	32	
1600	33	
2000	33	33
2500	32	
3150	28	
4000	31	30
5000	34	

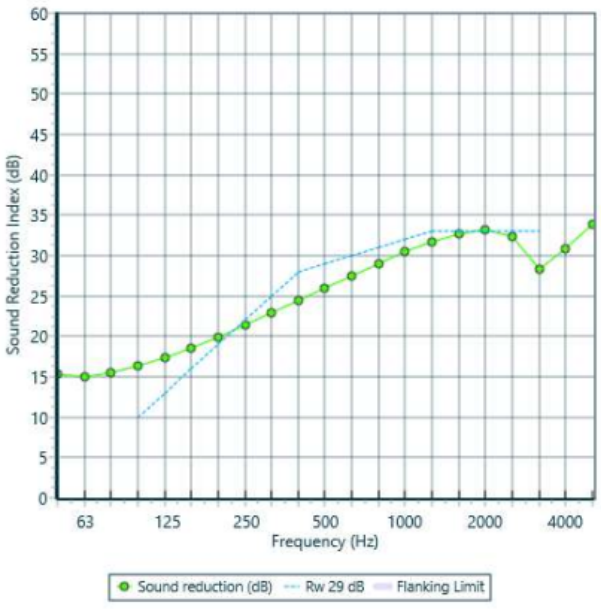

Sound Insulation Prediction (v9.0.22)

INSUL

Program copyright Marshall Day Acoustics 2017
Margin of error is generally within Rw ±3 dB
- Key No. 5547
Job Name:
Job No.: Initials:nick
Date:29/06/2020
File Name:

Notes:

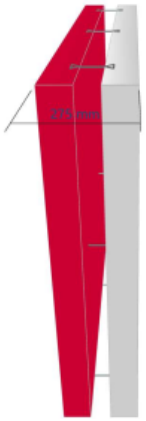

Rw 53 dB
C -1 dB
Ctr -4 dB

Mass-air-mass resonant frequency = =29 Hz

Panel Size = 2.7 m x 4.0 m

Partition surface mass = 236 kg/m²

System description

Panel 1 : 1 x 100 mm Brick

Frame: Butterfly Tie (UK) (75 mm x 45 mm), Stud spacing 600 mm ; Cavity Width 75 mm
Panel 2 : 1 x 100 mm Hollow Conc Blocks(760kg/m3)

freq.(Hz)	R(dB)	R(dB)
50	30	
63	35	33
80	39	
100	42	
125	44	44
160	46	
200	47	
250	45	47
315	52	
400	46	
500	44	45
630	47	
800	50	
1000	53	53
1250	57	
1600	60	
2000	64	63
2500	67	
3150	71	
4000	74	73
5000	78	

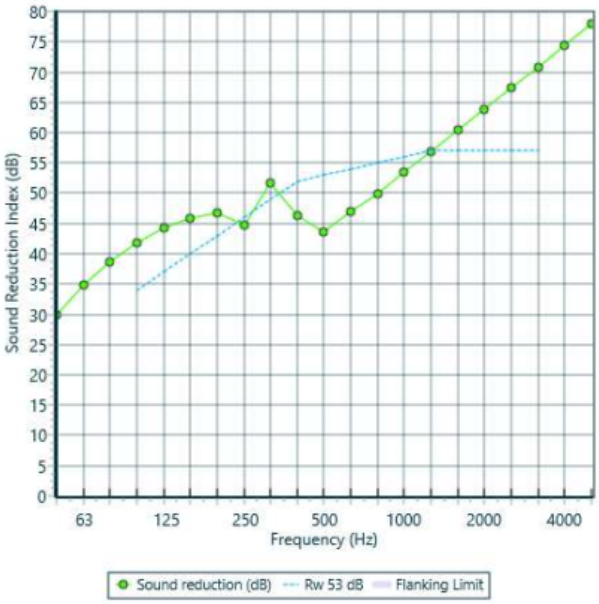

APPENDIX H – Condenser Unit Technical Data

■ Model: AOYG24LAT3

● Cooling

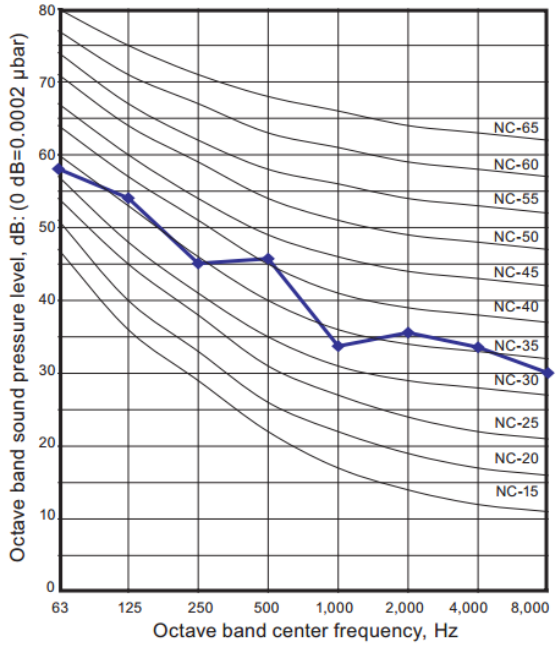

● Heating

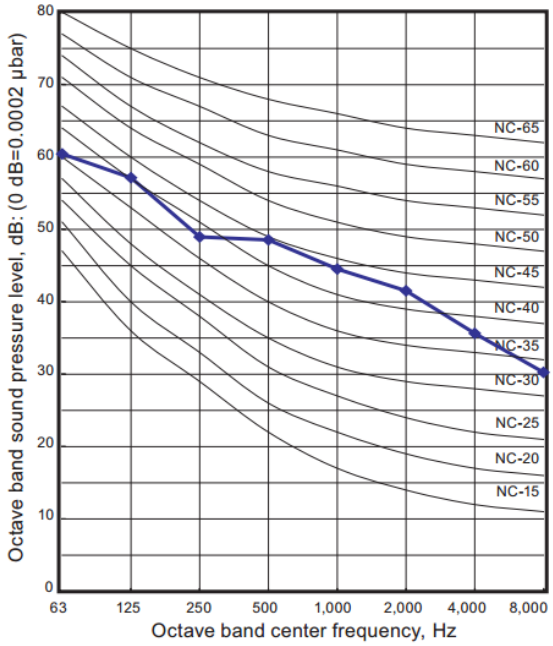

PEAK acoustics



Let us introduce ourselves

Peak Acoustics formed in 2011, we are a fully accredited specialist consultancy and testing organisation.

We are a diverse team of Acoustic Consultants, Specialist Engineers and Building Compliance Technicians, with a network spanning the UK. We are proud to offer our services nationally, with no job too big or small.

We provide Acoustic Consultancy, Building Compliance Testing and Energy Services.

Additional Services

We offer an extensive range of services in the sectors of Acoustic Consultancy, Building Compliance & Energy Efficiency. We are able to put together custom packages combining multiple services which saves both time and money for you.

Building Compliance

- **Sound Insulation Testing**
- **Air Tightness Testing**
- **Ventilation Testing**
- **Water Efficiency Calculations**
- **Sound Insulation Specification**

Energy Efficiency

- **SAP Calculations**
- **EPC's**
- **SBEM Calculations**
- **Energy Statements**
- **Sustainability Statements**
- **MEES Regulations**
- **Commercial EPC's**

Acoustic Consultancy

- **Noise Assessment for planning conditions**
- **Construction site noise monitoring**
- **Noise at work assessments**
- **Noise & Vibration Impact Assessments**

Peace of mind

We are accredited and registered by all the relevant major UK authorities to provide the services we offer. Peak Acoustics is UKAS accredited for sound insulation testing, ATTMA registered for Air Leakage Testing. and our Energy team are all Domestic On-Completion Energy Assessors.

Our Added Value

We combine our detailed knowledge of building regulations with our technical understanding of building physics, acoustics and environmental sciences to maximise development quality. Our work ensures appropriate strategies and studies are prepared to demonstrate to local authorities how proposed developments will be of high quality and generate acceptable impact on the surrounding environment.

Contact Us

Head Office:
Peak Acoustics
Fernbank House
Springwood Way, Macclesfield, SK10 2XA

Tel: 0330 043 1764
Email: sales@acousticsurveys.co.uk
Website: acousticsurveys.co.uk

Opening hours
Mon - Fri: 8:30 - 17:00