


**Front Elevation - As Proposed**
1:100

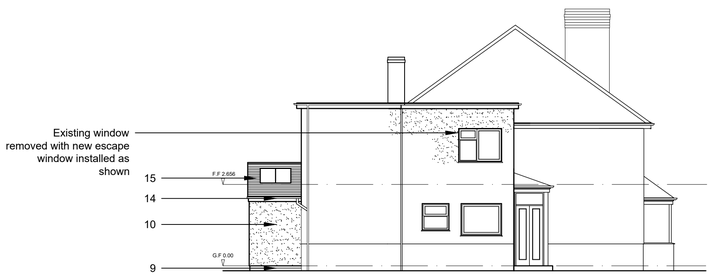


**Side Elevation - As Proposed**
1:100

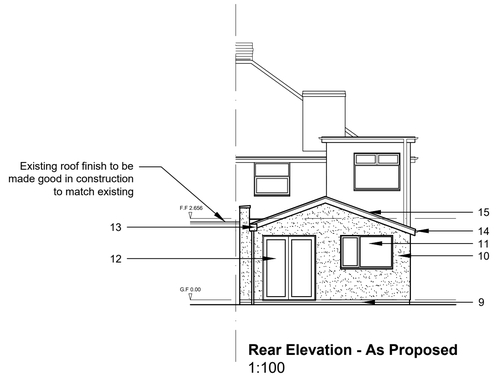


**Rear Elevation - As Proposed**
1:100

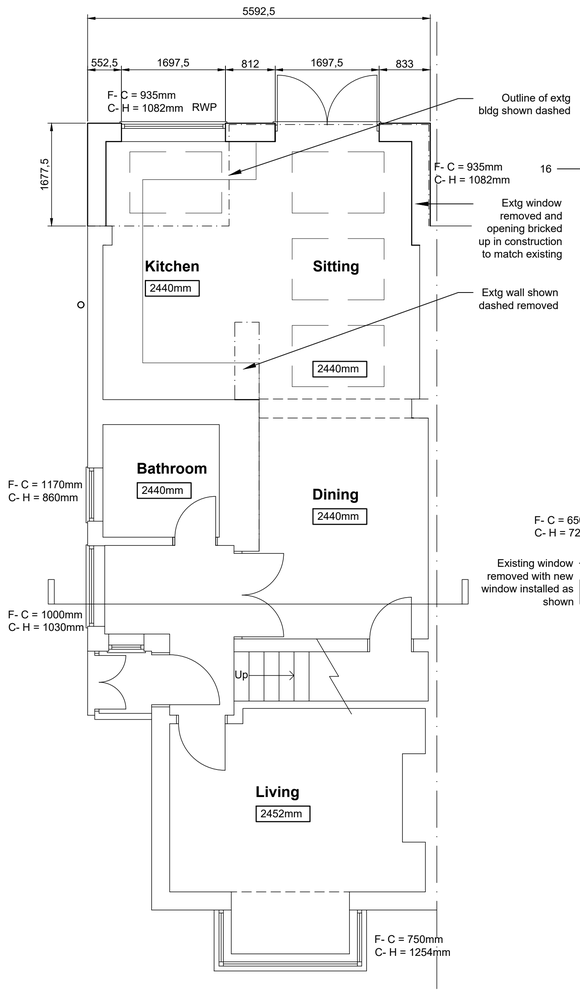


**Ground Floor Plan - As Proposed**
1:50

0 0.5 1 2.5 5

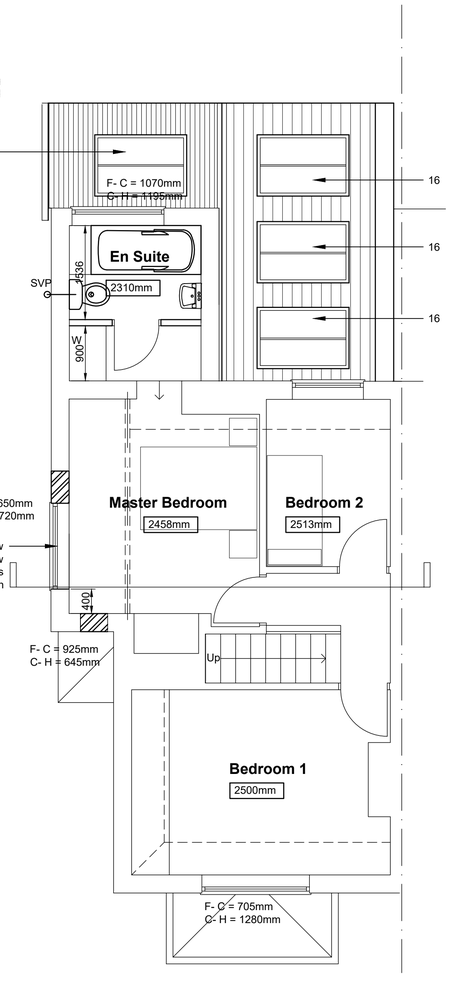


**First Floor Plan - As Proposed**
1:50

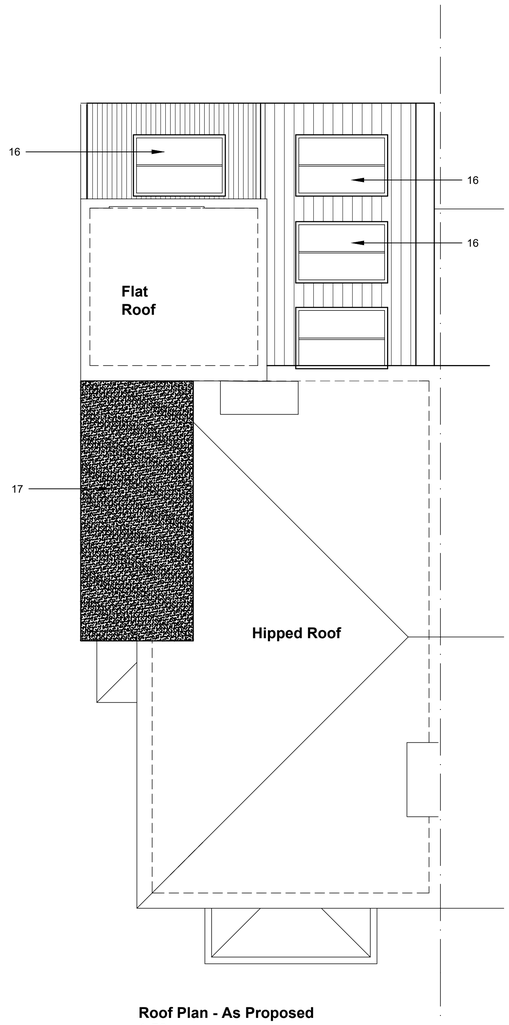


**Roof Plan - As Proposed**
1:50

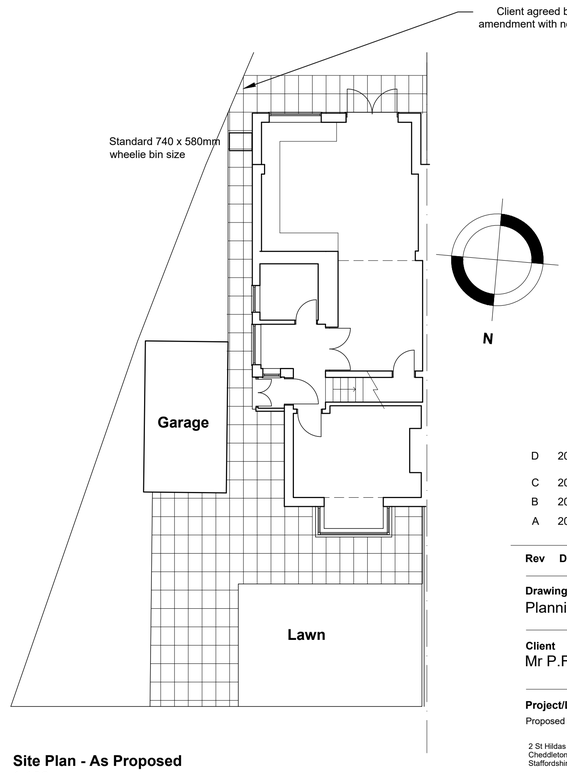


**Site Plan - As Proposed**
1:100

0m 1 2 5 10

All heights, sizes and dimensions should be checked on site by the contractor before any work is put in hand.
Figured dimensions should be taken in preference to scaling and any errors or omissions reported to the architect at once
This drawing has been prepared in accordance with the CDM (Construction Design and Management) and all foreseeable design risks to those involved or affected by construction have been avoided wherever possible

## General Notes;

Existing materials

1. Walls; Brickwork to low level
2. Render above 750mm
3. Windows; White UPVC double glazed windows
4. Doors; White UPVC doors
5. Roof; Slate tiled roof
6. Rainwater pipes/ gutters; Black cast iron
7. Fascias; Black painted timber
8. Facing brickwork chimney

Proposed materials;

9. Walls; Facing brickwork
10. Walls; Rendered wall finish to match existing
11. Windows; White UPVC
12. Doors; White UPVC
13. Rainwater goods; Cast iron hopper
14. Rainwater goods; Black UPVC fascia/ gutter/ downpipes
15. Roof; Roof tiles to match existing
16. Velux glazed roof lights
17. Single ply flat roof finish

Areas;
Ground Floor Area; 58.4m$^2$
First Floor Area; 41.3m$^2$
Total Existing Area; 99.7m$^2$

Ground floor proposed; 60.4m$^2$
First floor proposed; 41.3m$^2$
Total Proposed Area; 101.3m$^2$

Total new area; 1.6m$^2$

| Rev | Date | By | Detail |
|---|---|---|---|
| D | 2020/05/27 | | Scheme layout amended as client requirements upon builder consultation |
| C | 2020/04/30 | | Scheme layout amended as client requirements |
| B | 2020/04/20 | | Scheme layout amended as client requirements |
| A | 2020/04/09 | | Scheme layout amended as client requirements |

**Drawing status**
Planning Permission

**Client**
Mr P.Fenton

**Project/Location**
Proposed Rear Extension

2 St Hildas Avenue
Cheddleton
Staffordshire Moorlands
ST13 7JG

**Drawing title**
**Plans and Elevations As Proposed**

| Scale(s) | Date | Drawn | Checked | Job Number |
|---|---|---|---|---|
| As indicated @A1 | 14/03/20 | -- | -- | 0002 |

**Drawing number** PF20-GBD-XX-XX-DR-A-003

**Revision** D