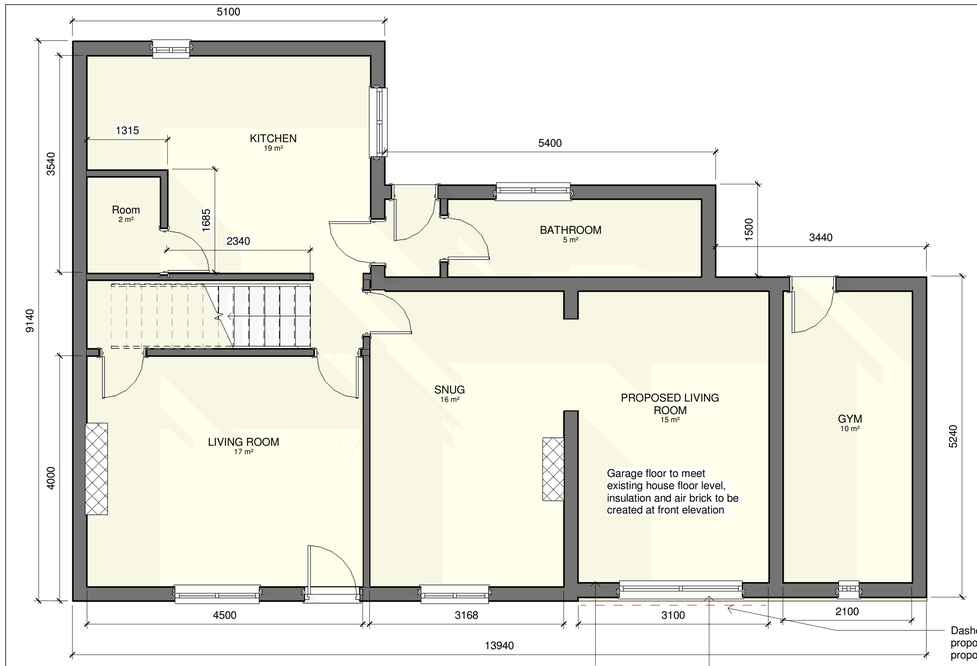

00-GROUND FLOOR
1 : 50

ROOF AT RAFTER - 0.14 W/M2K (OR BETTER) – THIS CAN BE ACHIEVED WITH A TOTAL OF 150MM INSULATION I.E. 100MM BETWEEN RAFTER & 50MM BELOW DOORS AND GLAZING TO HAVE AN OVERALL U-VALUE OF 1.4W/M2K

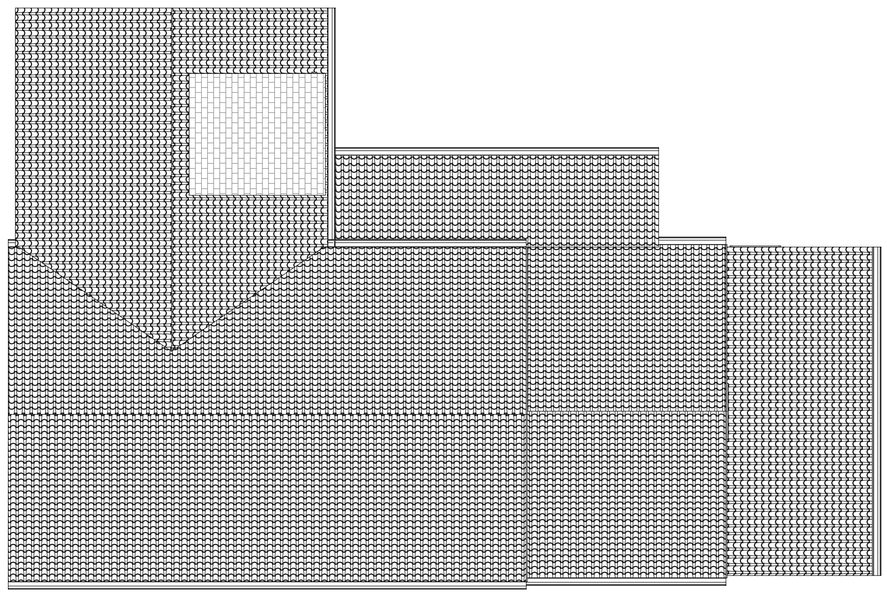

Site
1 : 50

© Crown copyright Paper Map Copying Licence 2019 OS 100060238. Use of this data is subject to terms and condition

GENERAL
Note - The client is to give notice to neighbours affected by construction of the building works as required by the party wall act 1996.

Note - Heating and hot water systems not less than stated in domestic heating compliance guide on completion system commissioned by a suitably qualified person.

Notes - all electrical works required to meet the requirements of part P (electrical safety) must be designed, installed, inspected and tested by person competent to do so. Prior to completion, the council must satisfied that an appropriate BS7671 Electrical installation certificate has been issued for the work and that it has been signed by the person competent to do so. All works to confirm with current building regulations as amended and to the approval of local authority.

Note - 2 layers 12.7mm plasterboard and skim ceilings or 1 hour fire resistance suspended ceiling by specialist- user's choice. 2cts carlite plasterboard and skim block walls. Architraves, skirting's, wall tiling etc-owners choice

Note - Fit energy saving light fittings 2 no. 'one per 25m2 floor area. And having a luminous efficiency greater that 40 lumens per circuit-watt, external lights max 150 watts to be fitted with sensors time switches or energy efficient fittings.

NOTE:All lintels over doors, windows, and other openings to be catnic, pre-cast concrete or equivalent. Beams, connections, pillars and bearings to be confirmed prior to construction.

GROUND FLOOR
100mm thick concrete with float finish on 500 gauge vapour control membrane on 80mm thick ff3080 Celotex fast 'r' or similar insulation on 1200 gauge polystyrene dpm on sand blinding on minimum 150mm selected and well compacted hardcore 25mm polystyrene insulation up stand to perimeter of new ground floor construction. Dpm and concrete over floor to bring it up to level to existing house.. Where solid slab is used adjacent to an existing suspended floor, install vent pipes below floor & connect into existing floor void to maintain ventilation to existing floor. Connect vent pipes onto air bricks within proposed walls. Floor to achieve a U value of 0.24 W/m2 K.

Care should be taken to ensure any existing airbricks for the main house are not obstructed by this work. If so, they should be extended through the new floor to external air.

WINDOWS
Windows to be double glazed plus have min. 8000M2 trickle vents which are to be sized and located in accordance with table 1.2a of approved document (f) 2006B/regs. Calculations to be undertaken by window installer/ manufacturer. openings purge area of windows to be not less than 1/20th of floor area of the room it, serves as opening vent, as per details in table 1.3 of approved document (f) 2006 B/Regs. All glazing below 800mm in windows and 150mm in doors and side panels to doors are to be safety glass in accordance with BS 6206. U value of 1.6 W/m2K to approved document L1B 2010

HEATING
Owners to decide heating system to be installed. Scheme to be produced by qualified installer and certified on completion



SITE LOCATION PLAN 1-1250
1 : 1250



LOCATION PLAN 1-500
1 : 500

General
Drawings prepared for local authority. Any electrical, heating installation, joinery items, finishes, and fittings to be instructed by the client. The clients are to satisfy themselves that any buried private or public services will not affect the proposal.These drawings have been prepared on the understanding that work will not commence on site prior to the granting of planning permission and building reg approval. All drawings are copyrights and may not be used in conjunction with other projects

CDM REG 2015
These drawings have been prepared on the understanding that work will not commence on site prior to the granting of planning permission and building Reg approval. At this point the designers work is complete; hence the designer of this drawing will not be acting as the principle designer in terms of health and safety. Under the new regulations, both the client and the building contractor will have health and safety responsibilities and will need to prepare a construction phase plan for the scheme. the construction phase plan for the scheme should include risk assessment and method statements for elements of the works such as excavations, buried services, risk of electrocution, working at height, lifting and handling, etc. should you require guidance, please see HSE website.

ALL MEASUREMENTS WERE CONDUCTED BY THE CLIENT, ALL MEASUREMENTS ARE TO BE CHECKED BEFORE ANY WORK IS CONDUCTED.

Rev	Description	Date

STATUS
PURPOSE OF ISSUE
Project Status

INNOVATIVE DESIGN SOLUTION
For Enquiries:-
Khuram - 07878975415
Anzar - 07495282331
Email - ak.ids@hotmail.com

PROJECT
2 church lane Checkley

TITLE
PROPOSED PLAN

CLIENT
CHRIS BELL

DRAWN BY	CHECKED BY	DATE
Author	Checker	03/25/20

SCALE (@ A1)	PROJECT NUMBER
As indicated	Project Number

DRAWING NUMBER	REV
A101	



FRONT ELEVATION
1 : 50

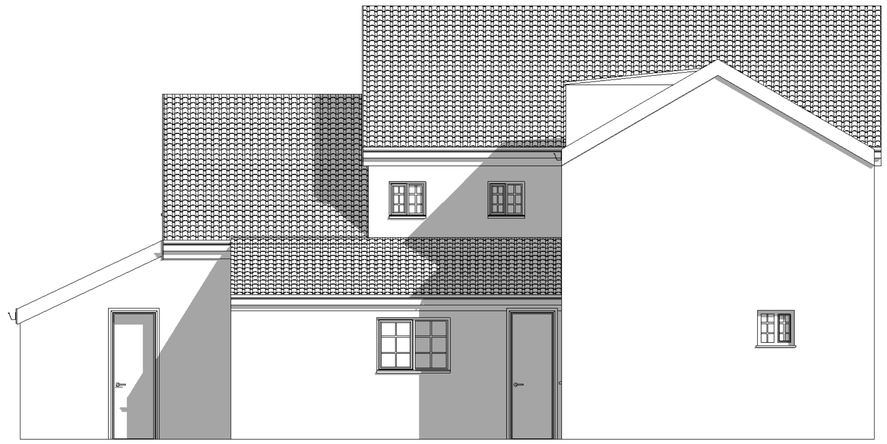

REAR ELEVATION
1 : 50

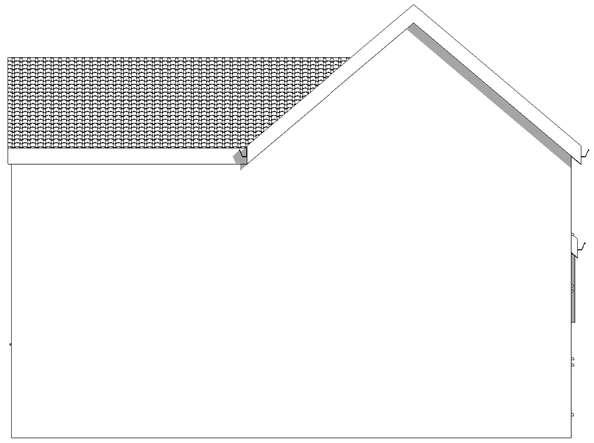

SIDE ELEVATION.
1 : 50

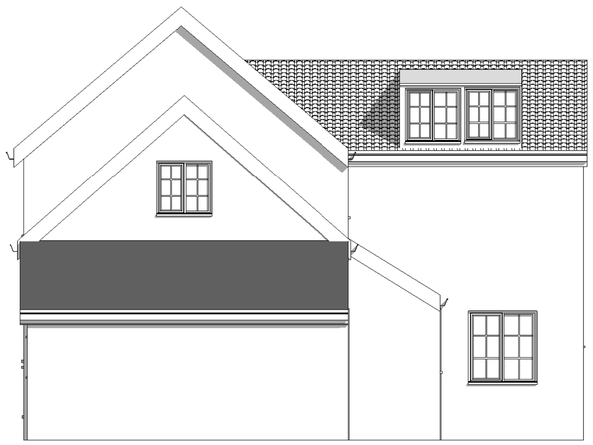

SIDE ELEVATION
1 : 50

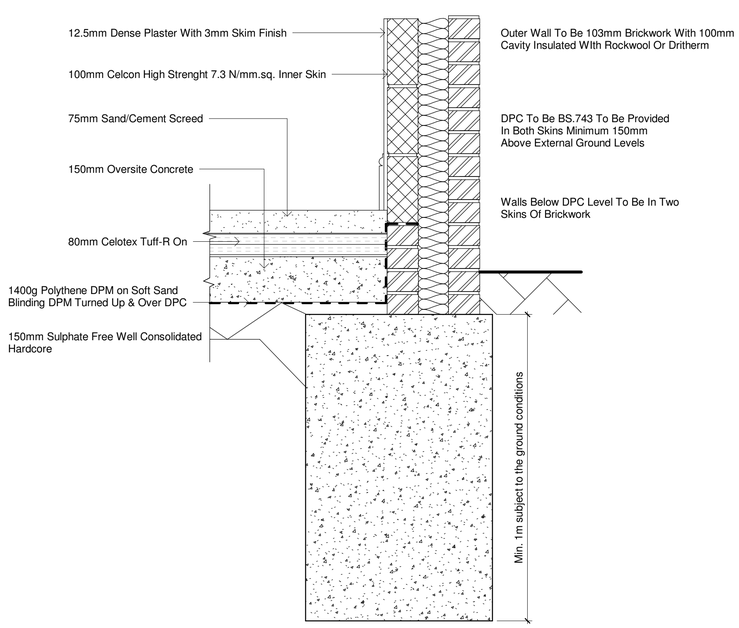

FOUNDATION
1 : 10

General

Drawings prepared for local authority. Any electrical, heating installation, joinery items, finishes, and fittings to be instructed by the client. The clients are to satisfy themselves that any buried private or public services will not affect the proposal.These drawings have been prepared on the understanding that work will not commence on site prior to the granting of planning permission and building reg approval. All drawings are copyrights and may not be used in conjunction with other projects

CDM REG 2015

These drawings have been prepared on the understanding that work will not commence on site prior to the granting of planning permission and building Reg approval. At this point the designers work is complete; hence the designer of this drawing will not be acting as the principle designer in terms of health and safety. Under the new regulations, both the client and the building contractor will have health and safety responsibilities and will need to prepare a construction phase plan for the scheme. the construction phase plan for the scheme should include risk assessment and method statements for elements of the works such as excavations, buried services, risk of electrocution, working at height, lifting and handling, etc. should you require guidance, please see HSE website.

Rev	Description	Date

STATUS

PURPOSE OF ISSUE
Project Status

INNOVATIVE DESIGN SOLUTION

For Enquiries:-

Khuram - 07878975415
Anzar - 07495282331
Email - ak.ids@hotmail.com

PROJECT

2 church lane Checkley

TITLE

ELEVATIONS

CLIENT

CHRIS BELL

DRAWN BY	CHECKED BY	DATE
Author	Checker	03/26/20

SCALE (@ A1)	PROJECT NUMBER
As indicated	Project Number

DRAWING NUMBER	REV
A102	