Copyright: of this drawing is vested in the Architect and it must not be copied or reproduced without consent. **Approval**: *This drawing is issued for Planning purposes only. Please note that paper prints of this drawing may not be an accurate reproduction of the given scale. Key dimensions are noted for reference.* Unless marked as such drawings should not be used for Construction purposes. Detailed setting out drawings will need to be supplied for Tender and Construction purposes. Figured **dimensions only** are to be taken from this drawing.
All dimensions and levels are to be checked on site, prior to commencement. All conractors are to be responsible for taking and checking all dimensions relative to their work. Dimensions are in millimetres unless otherwise stated. bpArchitecture are to be advised of any variation between drawings and site conditions. This drawing is to be read in conjunction with all other consultant's drawings, specifications and schedules.....IF IN DOUBT ASK

REVISIONS

Rev.	Drawn	Comments	Date

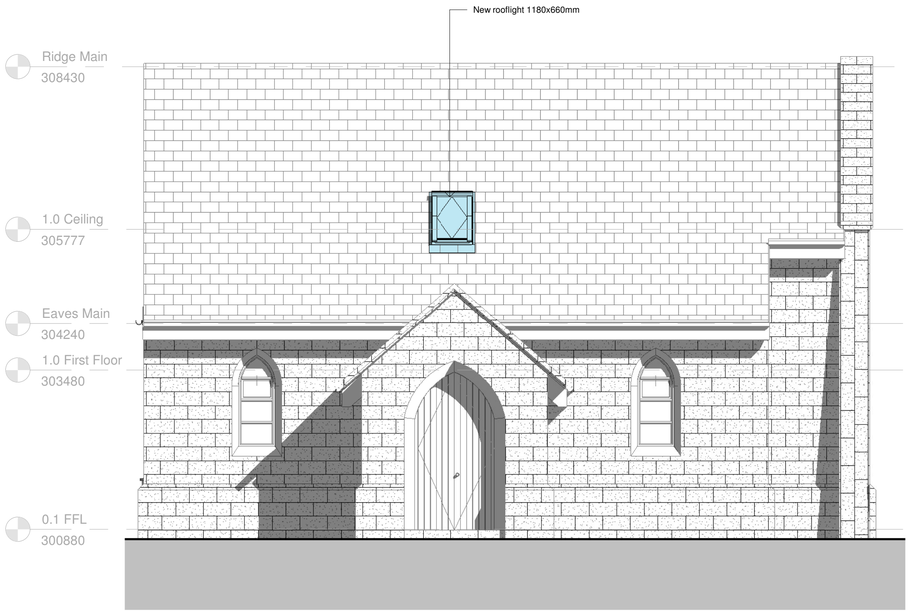

South East Elevation
1 : 50

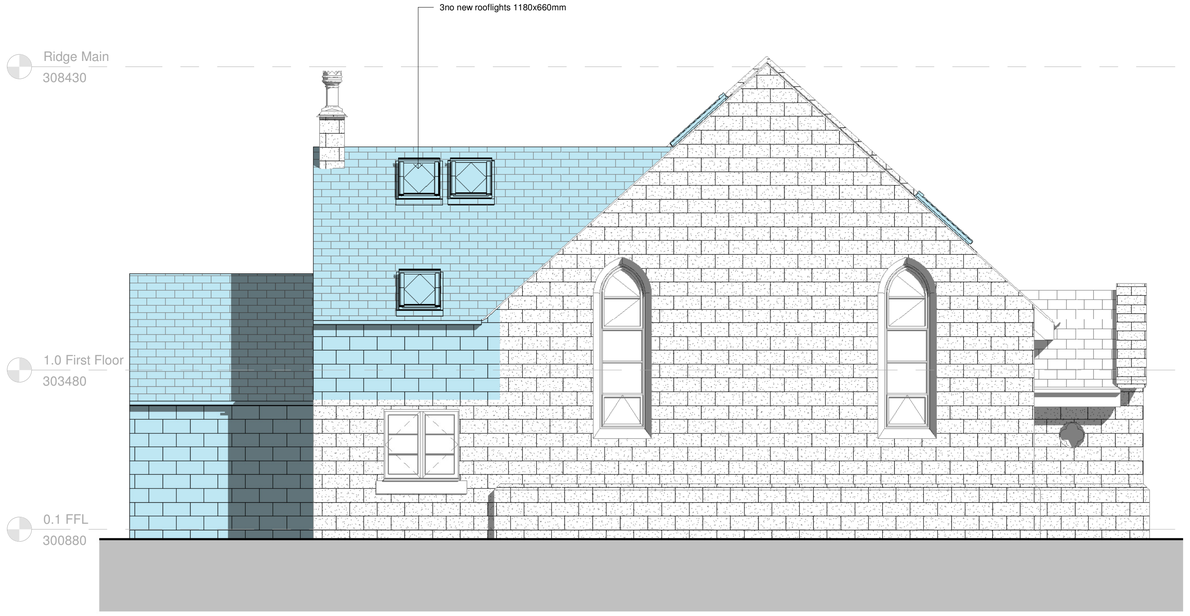

South West Elevation
1 : 50

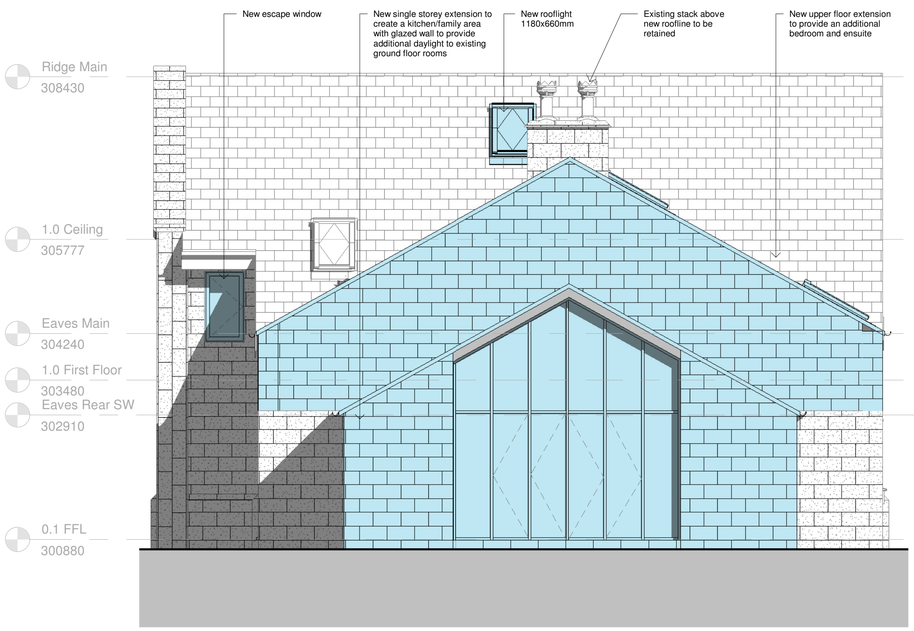

North West Elevation
1 : 50

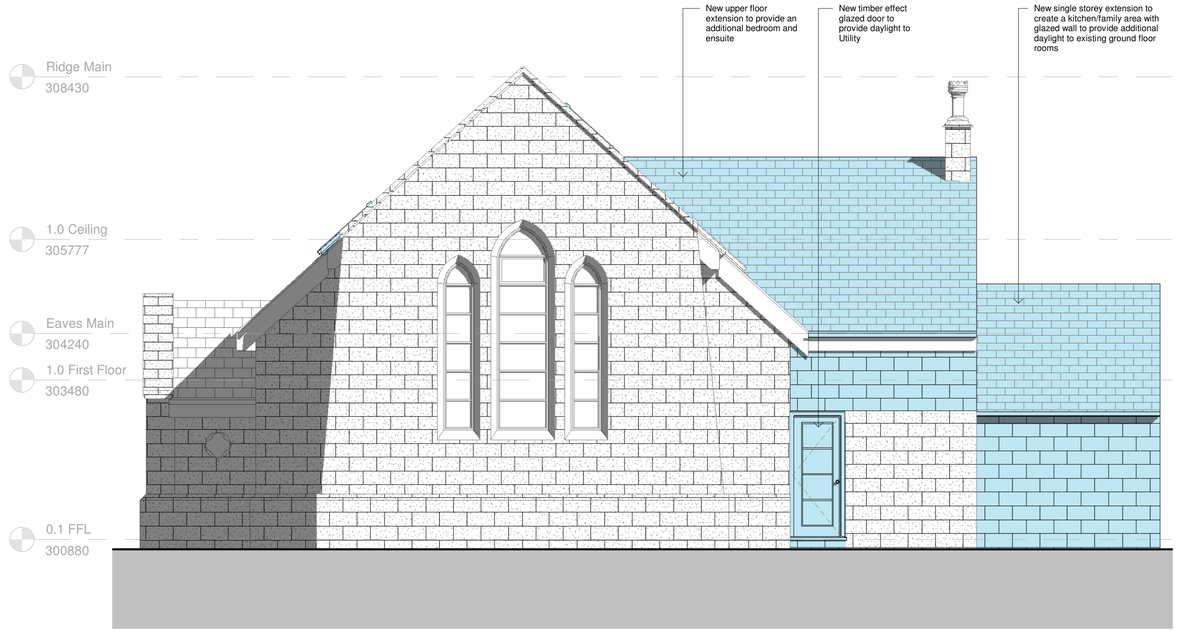

North East Elevation
1 : 50

Approved Document Part B - Means of Escape - dwellinghouses
Escape from upper storeys a max 4.5m above ground level

Where served by only one stair, all habitable rooms should have an emergency escape window or external door

Approved Document Part L1A - Conservation of Fuel and Power
Limiting the effects of heat gain in summer

As a general guide, if the area of glazing is much less than 20 per cent of the total floor area, some parts of the dwelling may experience poor levels of daylight, resulting in increased use of electric lighting.

The existing and proposed windows combined will achieve approximately 11% of glazing required for the total floor area. The proposed glazed screen is contributing to approx. 40% of the total glazing area, providing the existing ground floor rooms with a good level of daylight and reducing the increased use of electric lighting.

0 1 2 3 4 5
GRAPHIC SCALE: 1:50

Approval: This drawing has been prepared soley for the purposes of obtaining either Planning Consent, or Building Regulation Approval.
Do not use this drawing for Construction unless marked 'For Construction' it may be necessary to augment/amend the drawing for Construction purposes.

CDM: Work must not start on site before a Construction Phase Health and Safety Plan is in place (if applicable). Client is responsible for ensuring that a Principal Designer and/or Principal Contractor has been appointed and the Health and Safety executive have been notified (for projects which will involve more than 500 person days and/or will last more than 30 working days on site).

bpArchitecture
☎:01782 515 555
✉:Enquiries@bpArchitecture.co.uk
🖱:www.bparchitecture.co.uk
93 High Street, Biddulph, Staffs, ST8 6AB
Architects | Interior Architecture | Conservation | Landscape

Client
Down to Earth Ltd

Project
Former Lask Edge Methodist Chapel, Cowallmoor Lane, Lask Edge ST13 8QL

Title
Proposed Elevations

Status
RIBA Stage 3: Planning

Date **March 2020** Drawn **SS**
Scale @A1 **1 : 50** Checked **BSP**

Project No Drawing No. Rev
20-019_ AS(0)07

A1 Fin Ref BPA1

A1