Copyright: of this drawing is vested in the Architect and it must not be copied or reproduced without consent. **Approval**: *This drawing is issued for Planning purposes only. Please note that paper prints of this drawing may not be an accurate reproduction of the given scale. Key dimensions are noted for reference.* Unless marked as such drawings should not be used for Construction purposes. Detailed setting out drawings will need to be supplied for Tender and Construction purposes. Figured **dimensions only** are to be taken from this drawing.
All dimensions and levels are to be checked on site, prior to commencement. All conractors are to be responsible for taking and checking all dimensions relative to their work, Dimensions are in millimetres unless otherwise stated. bpArchitecture are to be advised of any variation between drawings and site conditions. This drawing is to be read in conjunction with all other consultant's drawings, specifications and schedules.....IF IN DOUBT ASK

REVISIONS

Rev.	Drawn	Comments	Date

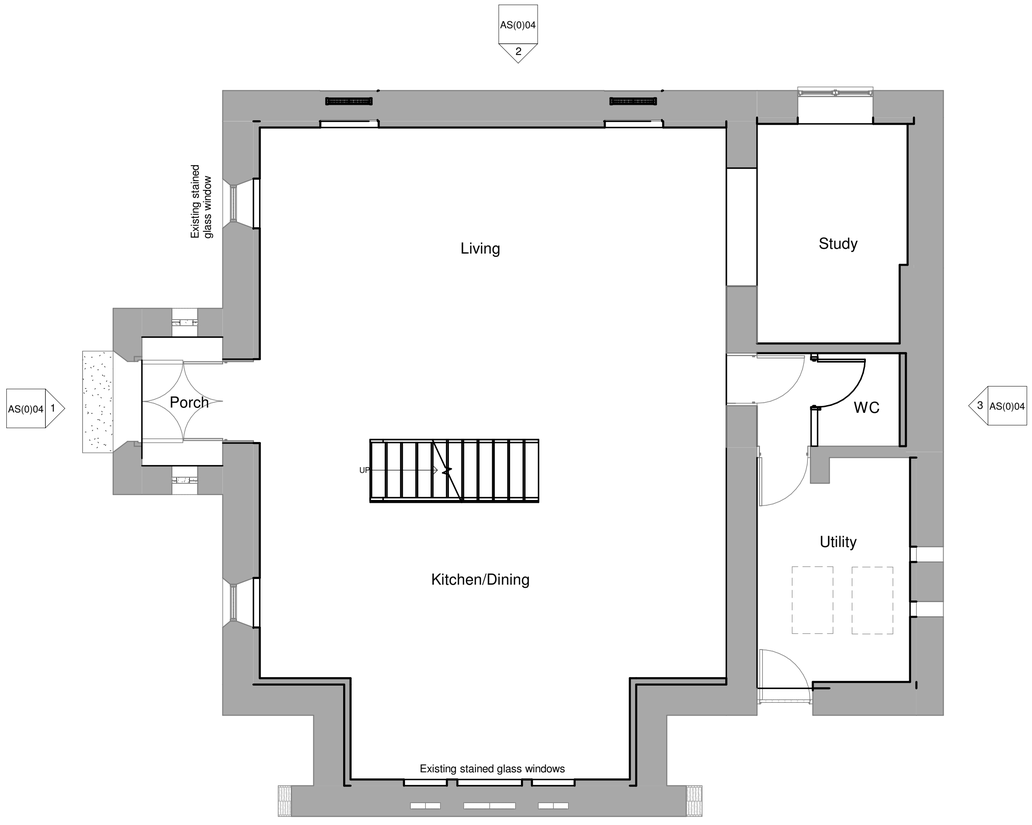

Existing Ground Floor Plan
1 : 50

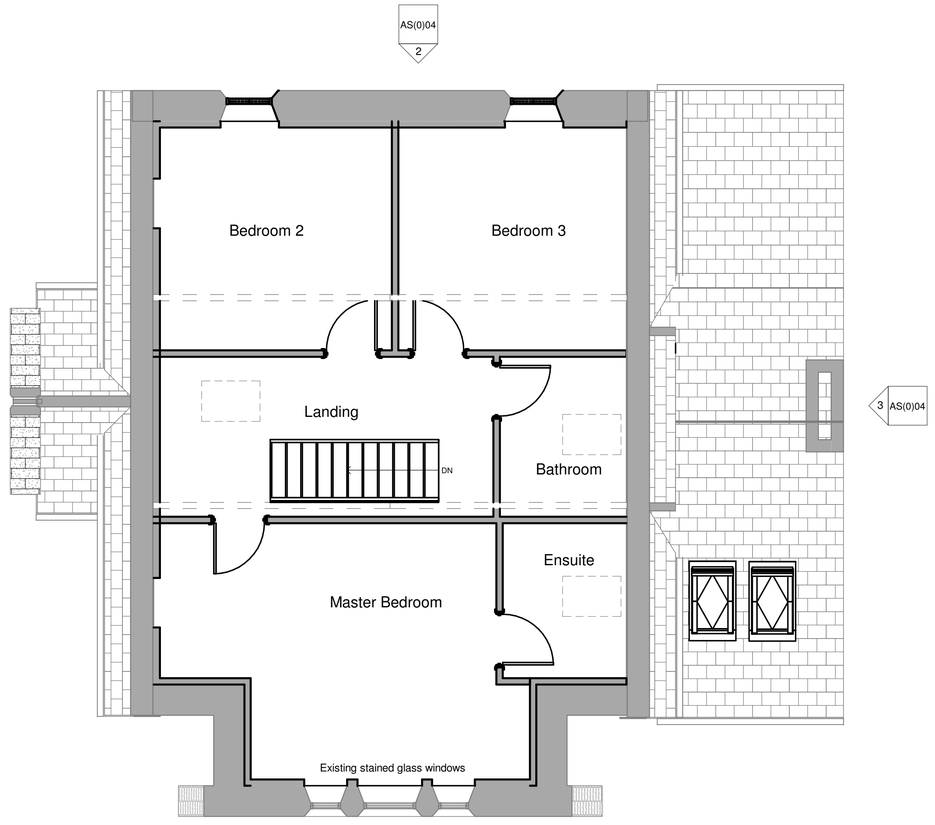

Existing First Floor Plan
1 : 50

Existing Materials

Walls

Regular coursed stonework with quarry finish and stone plinth

Roof

Plain clay roof tiles, mortared verges, timber fascias, ridge tiles

Windows

Timber windows with leaded stained glass and secondary glazing to principal elevations and clear glass to remaining windows, rooflights to rooms with no alternative daylight

Doors

Timber plank doors

Boundary Treatments

Regular coursed stonework with quarry finish with pyramidial cappings and copings, dry stone walls to adjacent farmland.

Vehicle Access and Hard Standing

Porous tarmac vehicle hard standing to driveway and existing stone slabs to paths

Lighting

Lantern light above entrance door

Guttering and Downpipes

Half round black uPVC gutters and circular downpipes

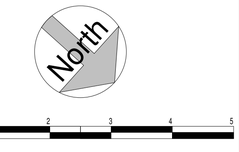

Approval: This drawing has been prepared soley for the purposes of obtaining either Planning Consent, or Building Regulation Approval.
Do not use this drawing for Construction unless marked 'For Construction' it may be necessary to augment/amend the drawing for Construction purposes.

CDM: Work must not start on site before a Construction Phase Health and Safety Plan is in place (if applicable). Client is responsible for ensuring that a Principal Designer and/or Principal Contractor has been appointed and the Health and Safety executive have been notified (for projects which will involve more than 500 person days and/or will last more than 30 working days on site).

bpArchitecture
☎:01782 515 555
✉:Enquiries@bpArchitecture.co.uk
🖱:www.bparchitecture.co.uk
93 High Street, Biddulph, Staffs, ST8 6AB
Architects | Interior Architecture | Conservation | Landscape

Client
Down to Earth Ltd

Project
Former Lask Edge Methodist Chapel, Cowallmoor Lane, Lask Edge ST13 8QL

Title
Existing Floor Plans

Status
RIBA Stage 3: Planning

Date **March 2020** Drawn **SS**

Scale @A1 **1 : 50** Checked **BSP**

Project No Drawing No. Rev

20-019_ AS(0)03

A1 Re Ref BPA1

A1