

Existing Elevation of Dropped Kerb @ 1:10

Metres

0.1 0.2 0.3 0.4 0.5 1

SCALE 1:10

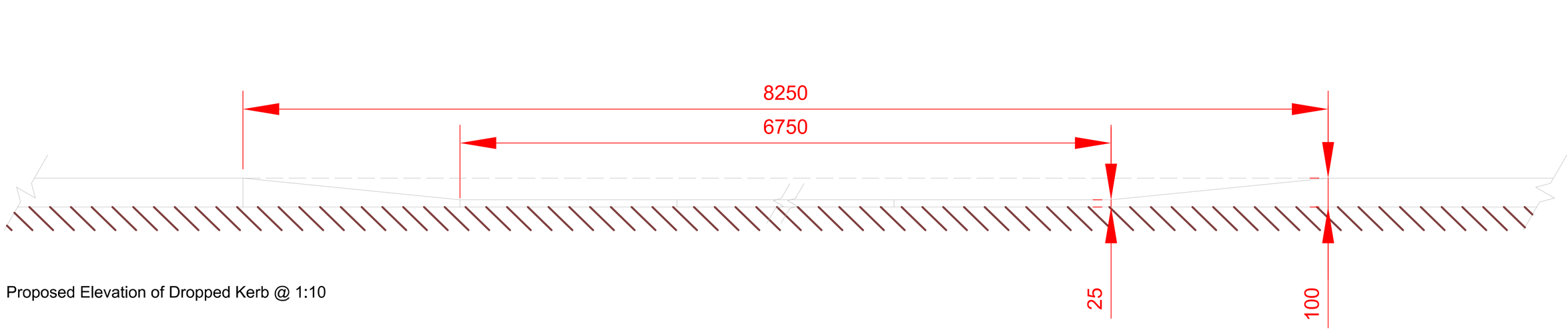

Proposed Elevation of Dropped Kerb @ 1:10

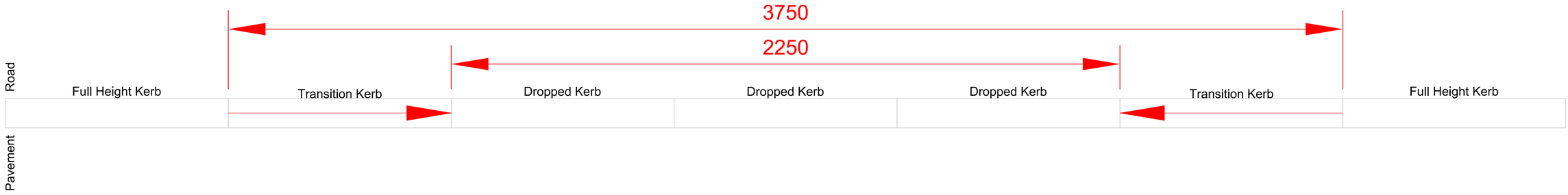

Existing Plan of Dropped Kerb @ 1:10

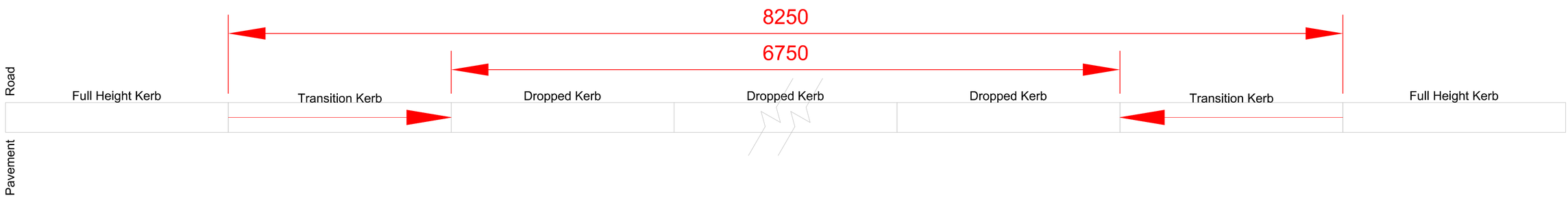

Proposed Plan of Dropped Kerb @ 1:10

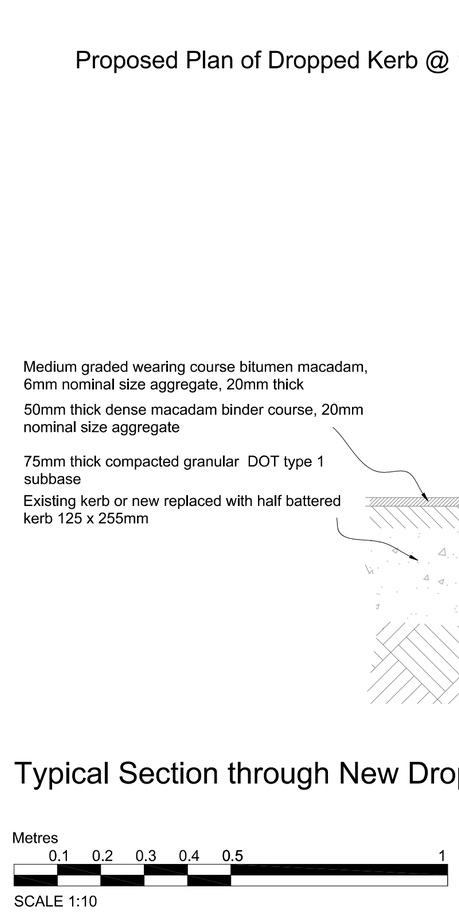

Typical Section through New Drop Kerb @ 1:10

Metres

0.1 0.2 0.3 0.4 0.5 1

SCALE 1:10

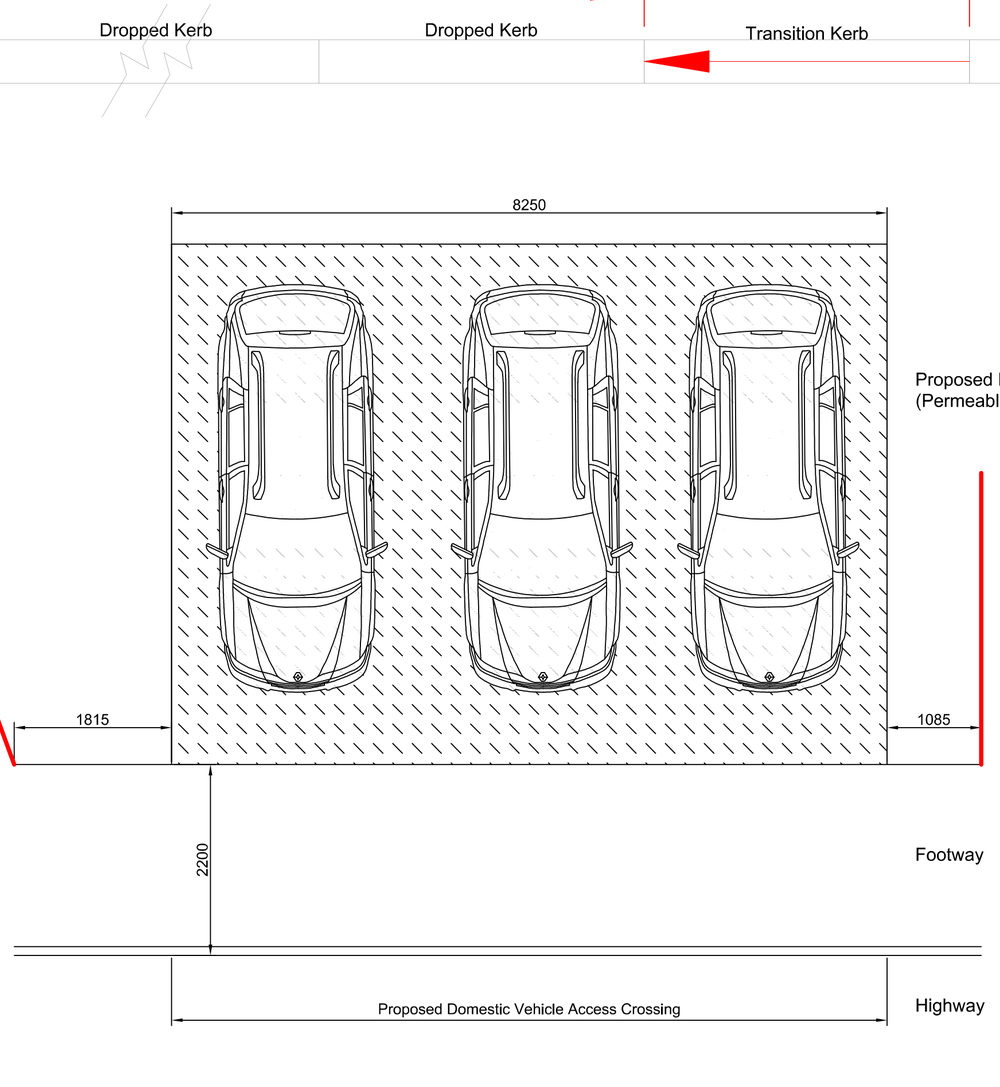

Proposed Driveway Sketch @ 1:50

Metres

1 2 3 4 5 10

SCALE 1:50

DBD Architectural Consultancy Ltd ©2019

1. Copyright is vested with DBD Architectural Consultancy Ltd.

2. All dimensions to be checked on site before proceeding.

3. Contractor to check/adjust dimensions of new work to suit existing conditions.
Do not assume existing structure or details are plumb, square or level.

4. Contractor must notify the architect of any discrepancies before proceeding.

5. All drawings to be read in conjunction with all other consultants drawings and specs.

Rev	Date	Description

DBD Architectural Consultancy

DBD Architectural Consultancy Ltd
50 Broad Street, Leek,
Staffordshire, ST13 5NS
01538 383118
mail@dbdconsultants.co.uk
www.dbdconsultants.co.uk

Jamie Jefferey
15 Gordon Close
Leek
ST13 8NZ
Client

Proposed Landscaping
Project

Title
Dropped Kerb Details as Existing and Proposed

Stage: Planning
Size: A1
Scale: 1:10
Date: 06.01.20
Job No: 1991
Drawing Number: PL 05