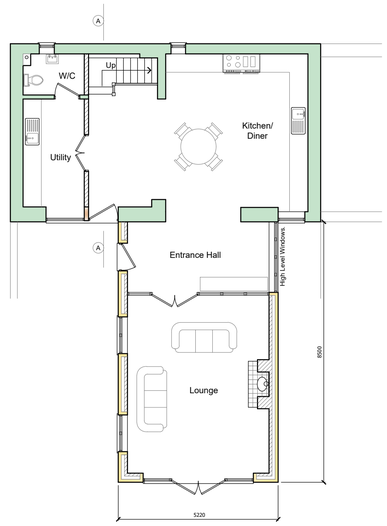

Proposed Ground Floor Plan

Scale 1 : 100

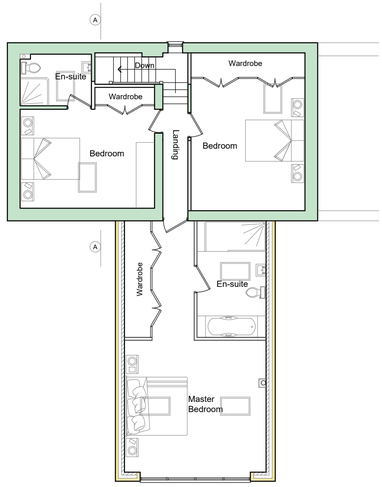

Proposed First Floor Plan

Scale 1 : 100

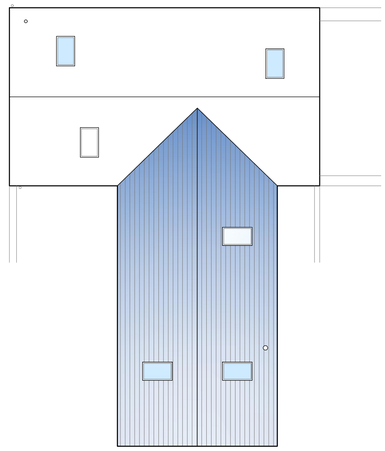

Proposed Roof Plan

Ex. MH

Scale 1 : 100



Proposed South - East Elevation

Scale 1 : 100



Proposed South - West Elevation

Scale 1 : 100

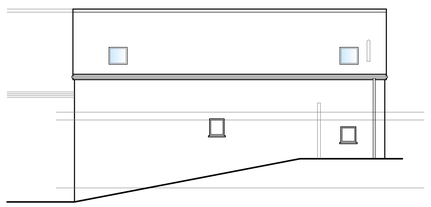

Proposed North - West Elevation

Scale 1 : 100

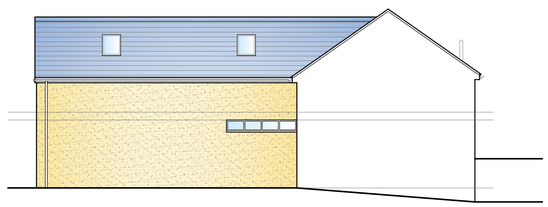

Proposed North - East Elevation

Scale 1 : 100



Proposed Section A - A

Scale 1 : 50

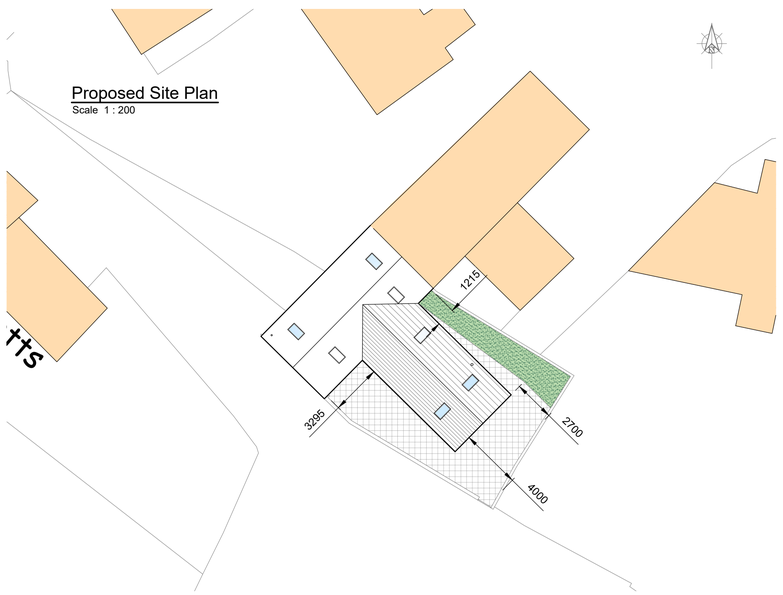

Proposed Site Plan

Scale 1 : 200

PLANNING PURPOSES ONLY.

Notes:

1) The contractor to confirm details of the existing structure are correct prior to commencement of any works. if there are any discrepancies please contact us.

2) Soakaways are to be a minimum of 5.0m away from any building and 10.0m away from any water course.

3) All drainage details are indicative and should there be any discrepancies, please contact us to review or agree with the building control officer.

4) Contractor to locate the position of any existing services prior to excavation.

5) In any project in which a Party Wall Agreement is required, it is the contractor/ client responsibility.

0m 1 2 3 4 5m
0.5 1.5

SCALE 1:50

0m 2 4 6 8 10m
1.0 3.0

SCALE 1:100

CDM 2015

UNLESS NOTED OTHERWISE BELOW, AJS STRUCTURAL DESIGN (THE DESIGNER) HAS NOT IDENTIFIED ANY SIGNIFICANT RISK ASSOCIATED WITH THE DESIGN INTENT SHOWN ON THIS DRAWING WHICH COULD NOT BE MANAGED SAFELY BY A COMPETENT CONTRACTOR.

WHERE WE HAVE IDENTIFIED RISKS BELOW, REFER TO THE PROJECT RISK ASSESSMENTS ISSUED WITH DESIGN CALCULATIONS.

ELEMENT/OPERATION	IDENTIFIED HAZARDS

WHERE THE ABOVE IS BLANK -
NO UNUSUAL RISKS HAVE BEEN IDENTIFIED

RISK LEGEND

COMPULSORY ACTION
PROHIBITIVE ACITON
INFORMATION
WARNING

Rev.	Revision Description	Drn			Date
B	Planning Alteration - Location and site plan added.	JG			11/11/2019
A	Proposed plans updated following client meeting.	JG			09-04-2018

A.J.S.
Structural Design
62 Carter Street
Uttoxeter
Staffs. ST14 8EU
Tel: 01889 568056
Fax: 01889 569805

Client:

JMI Planning Ltd
Cross Farm, Hollington,
Stoke-on-Trent, ST10 4HH

Title:

Proposed Two Storey Extension:
Proposed Floor Plans, Elevations, Section's and Roof Plan

Drawn by:	Date:	Index No.:
JG	March 2018	

Scales:

As Shown Paper Size A1

Drawing No: A3457 - 002

Revision B