All heights, sizes and dimensions should be checked on site by the contractor before any work is put in hand.

Figured dimensions should be taken in preference to scaling and any errors or omissions reported to the architect at once.

This drawing has been prepared in accordance with the CDM (Construction Design and Management) and all foreseeable design risks to those involved or affected by construction have been avoided wherever possible.

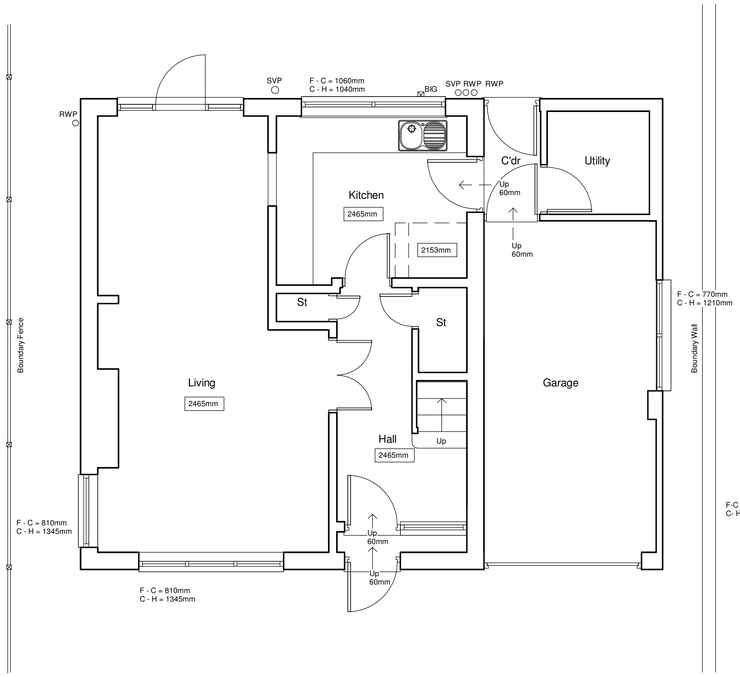

1 0201 00- Ground Floor Plan
SCALE 1 : 50

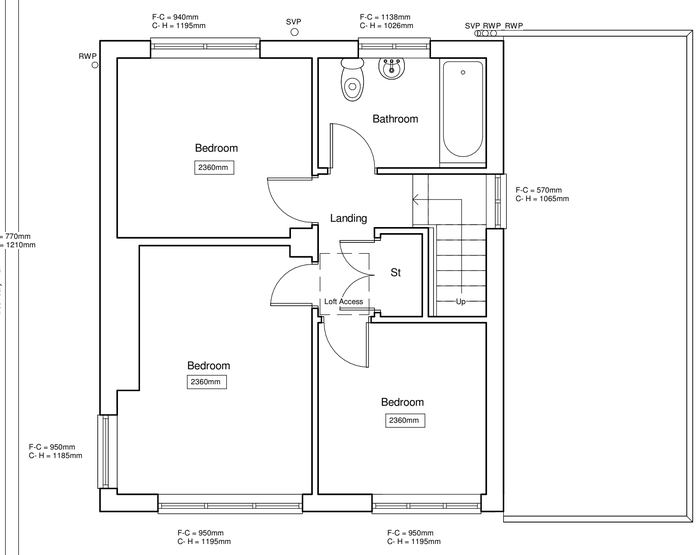

2 0201 01- First Floor Plan
SCALE 1 : 50



3 0201 02- Roof Plan
SCALE 1 : 50

Floor areas;

Ground floor area = 65m²
First floor area = 43m²

Total Internal floor area = 108m²
External footprint = 72.9m²
Perimeter = 34.36m

Floor to floor height 2700mm

Rev	Date	By	Detail

Drawing status

Planning

Client

Mrs A Morton

Project/Location

2 Storey Extension and Internal Alterations

311 Cheadle Road
Cheddleton
Stoke-On-Trent
Staffordshire
ST13 7BQ

SMYTHEMAN ARCHITECTURAL CIAT

12 High Street
Tean, Stoke-on-Trent
ST10 4DZ
United Kingdom

T +44 (0)1538 722097
F +44 (0)1538 722185
mail@smytheman.co.uk
www.smytheman.co.uk

Drawing title

Plans As Existing

Date	Drawn	Checked	Job No.
01/26/18	GL	Checker	3138

Scale(s)

1 : 50 @A1

Drawing number **Revision**

AM19-SA-XX-XX-DR-A-0201

Scale 1 : 50

0 0.5 1 2.5 5 m

\\NAS-6E-EB-28\Documents\Drawings\Current Drawings\3138 MORTON\01-Architectural\01 WIP\AM19-SA-XX-XX-M3-A-0003.rvt