

FRONT ELEVATION

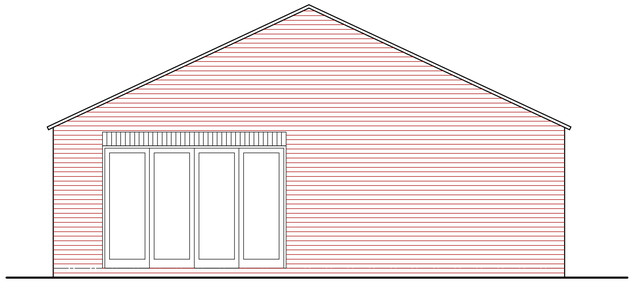

REAR ELEVATION

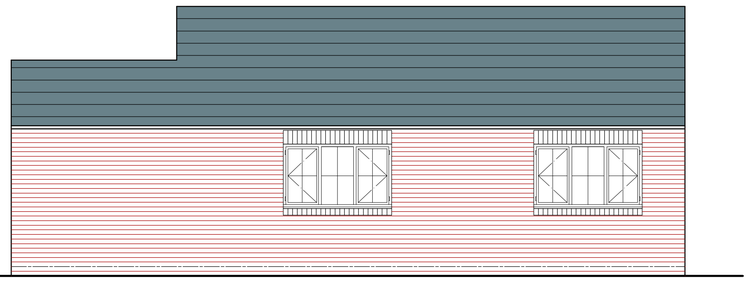

SIDE ELEVATION

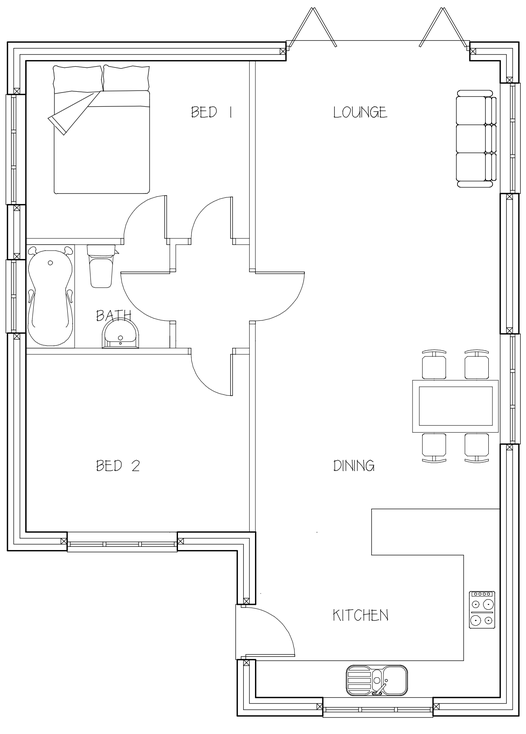

GROUND FLOOR PLAN

PROPOSED DEVELOPMENT
NOT TO EXCEED 267 CU. M.

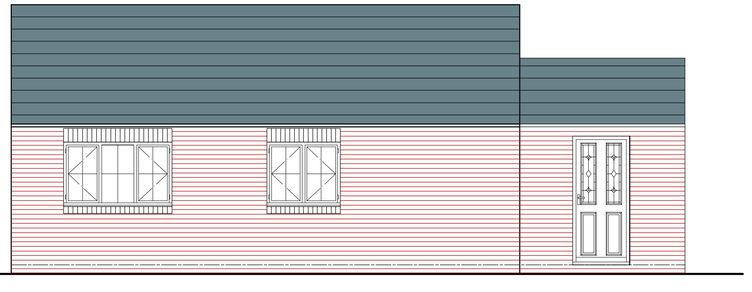

SIDE ELEVATION

This drawing is copyright and should not be reproduced without permission.

The contractor is responsible for checking dimensions and any discrepency to be verified before proceeding.Figured and dimensions only to be worked to -

All work to be carried out in accordance with the current. Building Regulations, British Standards / Codes of practice and Statutory Authorites bye laws and recommendations. The contractor is to check and verify all dimensions and levels and inverts etc., on site prior to commencing the works.

IF IN DOUBT ALWAYS ASK.

DRAWING SIZE A1

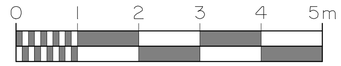

ARCHITECTURAL &
ASSOCIATED SERVICES

Mill House
Springs Bank
Bagnall
Stoke-on-Trent
Staffs
ST9 9JR
01782 504950

CLIENT
MR. & MRS. GROCOTT

CONTRACT
PROPOSED DWELLING

TITLE
SCHEME LAYOUT

SCALE
1:50

DRAWN

DATE

CHECKED

DRWG NO:
1911-01A

REV