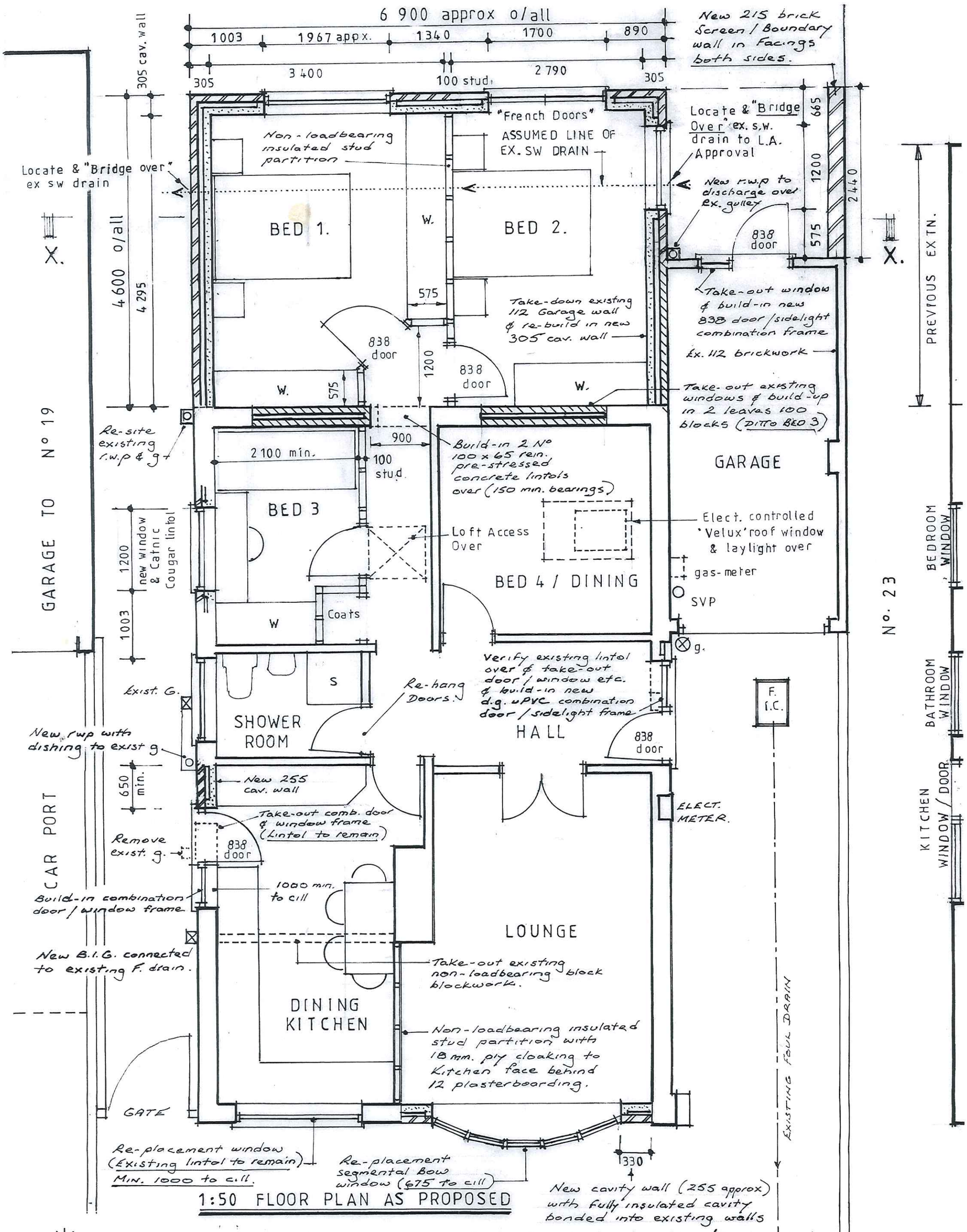


1:50 FLOOR PLAN AS PROPOSED

✳ Read in conjunction with Drwgs. E-1, P-2, P 3 & Construction/Tender Notes

| | |
|---|---|
| PROPOSED REAR EXTN. TO FORM TWO BEDROOMS & INTERNAL ALTNS. ETC. AT 21 KENLEY AVENUE ENDON. STOKE-ON-TRENT. ST9 9HX FOR MR. D.P. PROCTOR | Drwg. P-1 |

**FLOOR HARDCORE & SAND BLINDING**

150 min. LA approved sulphates-free hardcore filling , well consolidated & compacted in 200 max. layers up to required levels and finished level to receive 50 max. sand blinding

**FLOOR INSULATION & DAMP PROOF MEMBRANE**

a ) 100 Kingspan or Celotex floor grade insulation board laid atop sand blinding with 25 ditto insulation board turned –up at perimeter edge of floor slab

b ) 1200 gauge Visqueen DPM laid with 300 min. laps & dressed into wall dpc to form a " continuous damp proof membrane"

**FLOOR SLAB** INSULATED TO ACHIEVE min."U" VALUE OF 0·22 W / $m^2$ °K (See Note 7)

a) Power float finished 125 concrete floor slab reinforced with 1 layer BS A 252 fabric ( laid with 40 min cover in the top ). Slabs on hardcore in excess of 600 deep to be of "suspended-slab" design type to be approved by LA prior to commencement of works.

**EXTERNAL WALLS.**

a ) Up to D.P.C. :- 2 leaves dense 3.5 N dense concrete blocks with 90 min. cavity filled with weak concrete filling up to finished ground level. Cavity filling to be finished with splayed top , falling to outside leaf & build-in patent uPVC "weepholes a) 1000 max. centres. "Trenchblocks " and/or "Trenchfilling" will be allowed subject to L.A. approval

b ) Above D.P.C.

103 facing bricks with 100 cavity fully-filled with 100 Rockwool rigid insulation batts OR partially-filled with 50 Celotex / Kingspan approved insulation board with 100 inner leaf of 100 Plasmor Stranlite loadbearing insulation blocks (0.48k) or other L.A.approved equivalent type. This 305 cavity construction together with 13 Gypsum dry lining plasterboard ( on dabs ) finished with plaster skim coat achieves a min. "U" value of 0. 28 W / m K

c ) Cavity Wall Ties ( L. A. Approved stainless steel type to BS 1243 )

Built-in at a minimum rate of 5 No per sq. m., 900 max. crs . horizontally , 450 max. crs. Vertically & 300 max. crs. immediately adjacent all openings in external cavity walls.

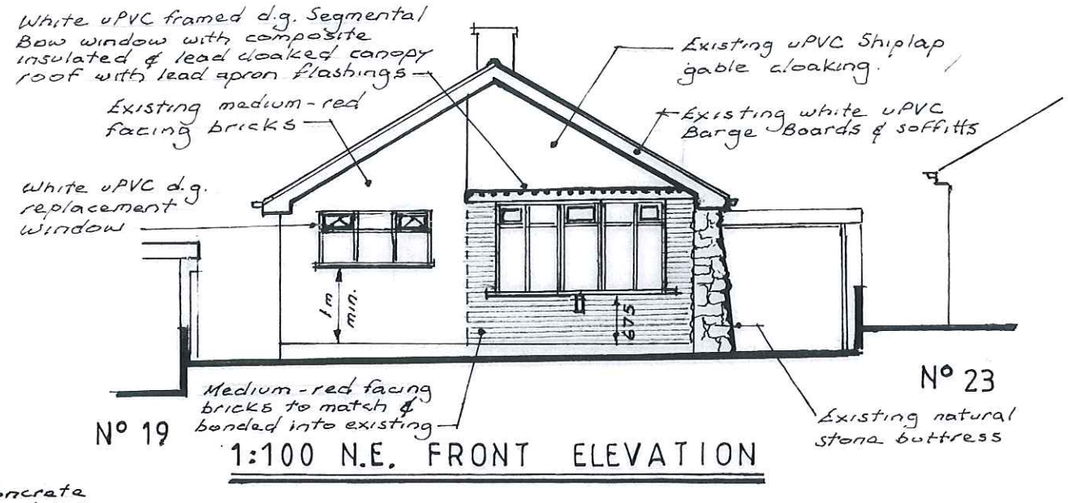


1:100 N.E. FRONT ELEVATION

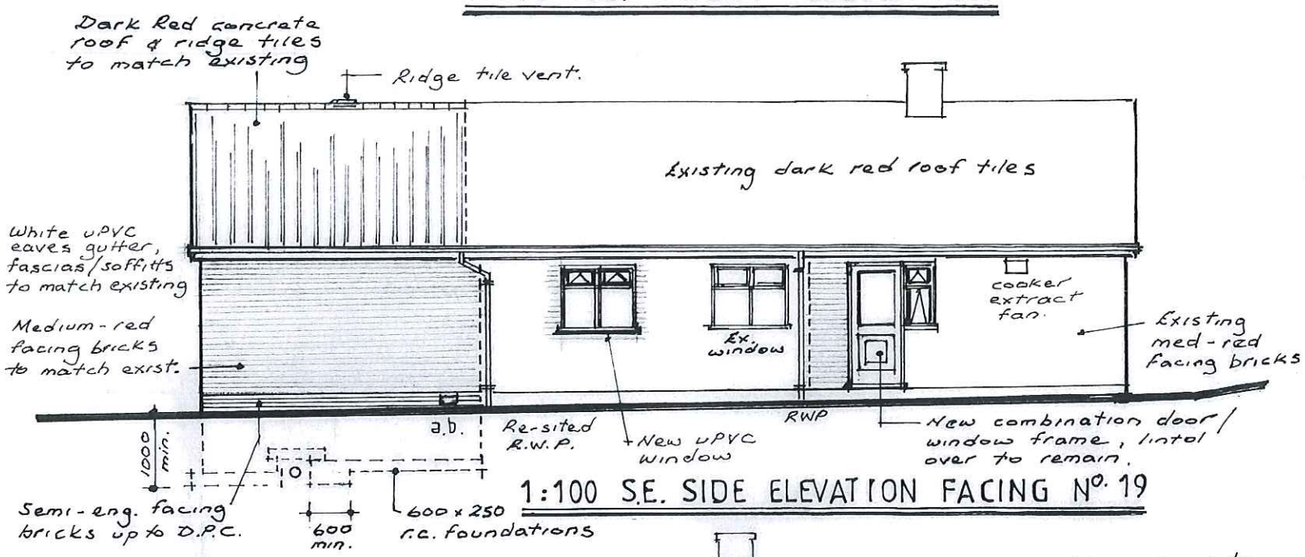


1:100 S.E. SIDE ELEVATION FACING Nº. 19

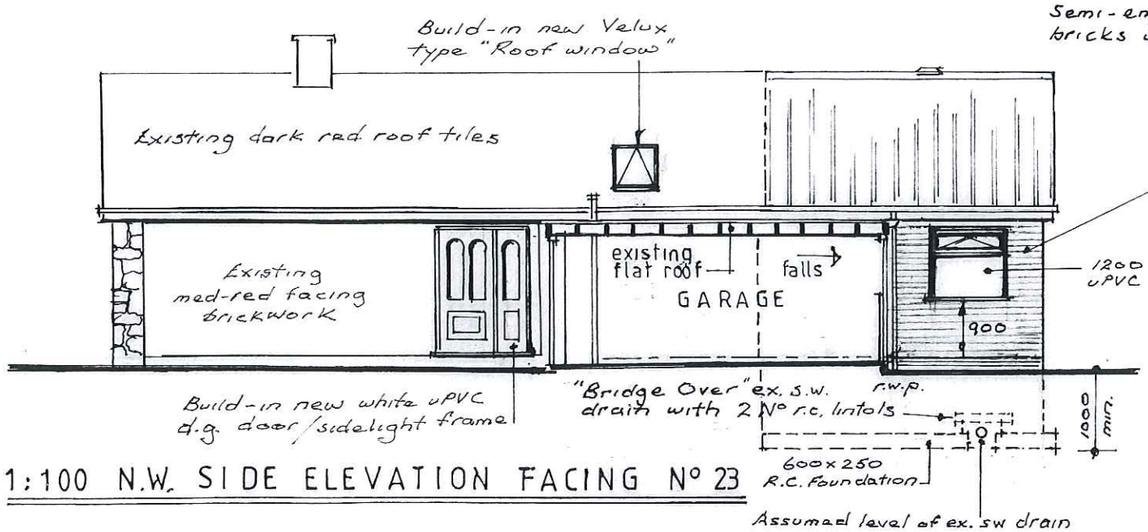


1:100 N.W. SIDE ELEVATION FACING Nº 23

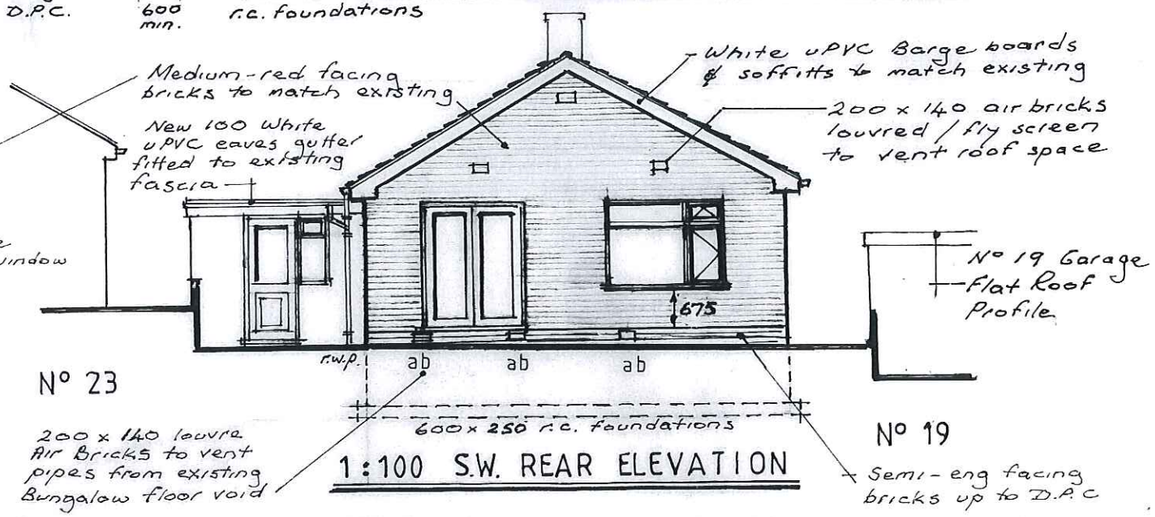


1:100 S.W. REAR ELEVATION

✳ READ IN CONJUNCTION WITH DRWGS. E-1, P-1, P-2 & CONSTRUCTION / TENDER NOTES

PROPOSED REAR EXTN. TO FORM 2 BEDROOMS & INTERNAL ALTNS. ETC. AT 21 KENLEY AVENUE. ENDON. STOKE ON TRENT. ST9 9HX FOR MR. D.P. PROCTOR | Drwg. P-3

| PROPOSED EXTN. TO FORM TWO BEDROOMS & INTERNAL ALTNS. ETC. AT 21 KENLEY AVENUE . ENDON . STOKE-ON-TRENT. ST9 9HX FOR MR. D.P. PROCTOR | Drwg. P-2 |
|---|---|

* READ IN CONJUNCTION WITH DRWGS E-1, P-1, P-3 & CONSTRUCTION / TENDER NOTES !!!

**PITCHED ROOF INSULATION**

a) To produce a min. "U" value of 0.16 W/m² °K

b) Pitched roof space area to receive 100 Rockwool quilt or similar LA approved insulation quilt, laid between ceiling joists & 200 ditto quilt laid transversely over

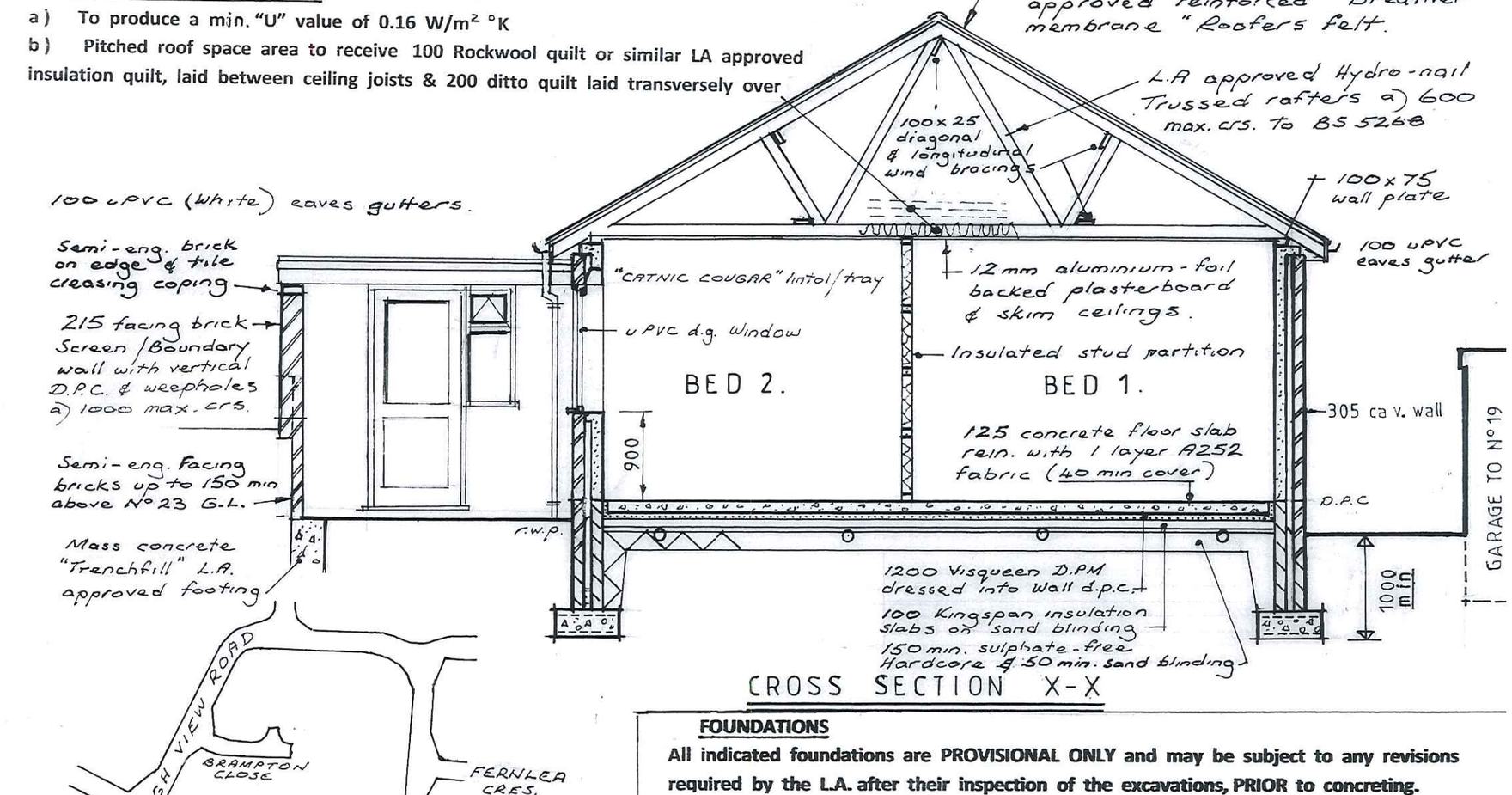


CROSS SECTION X-X

**FOUNDATIONS**

**All indicated foundations are PROVISIONAL ONLY and may be subject to any revisions required by the L.A. after their inspection of the excavations, PRIOR to concreting.**

**a) Underside of footings to be 1 metre minimum below finished ground level, & carried down to an adequate bearing strata, determined and approved by the L.A.**

**b) Provisional strip foundations :-**

**600 x 250 deep to all external cavity walls.**

**All footings reinforced with 2 layers B.S. 503 fabric laid with 300 min. laps & 35 min. cover in top & bottom of foundation.**




1:2500 LOCATION PLAN

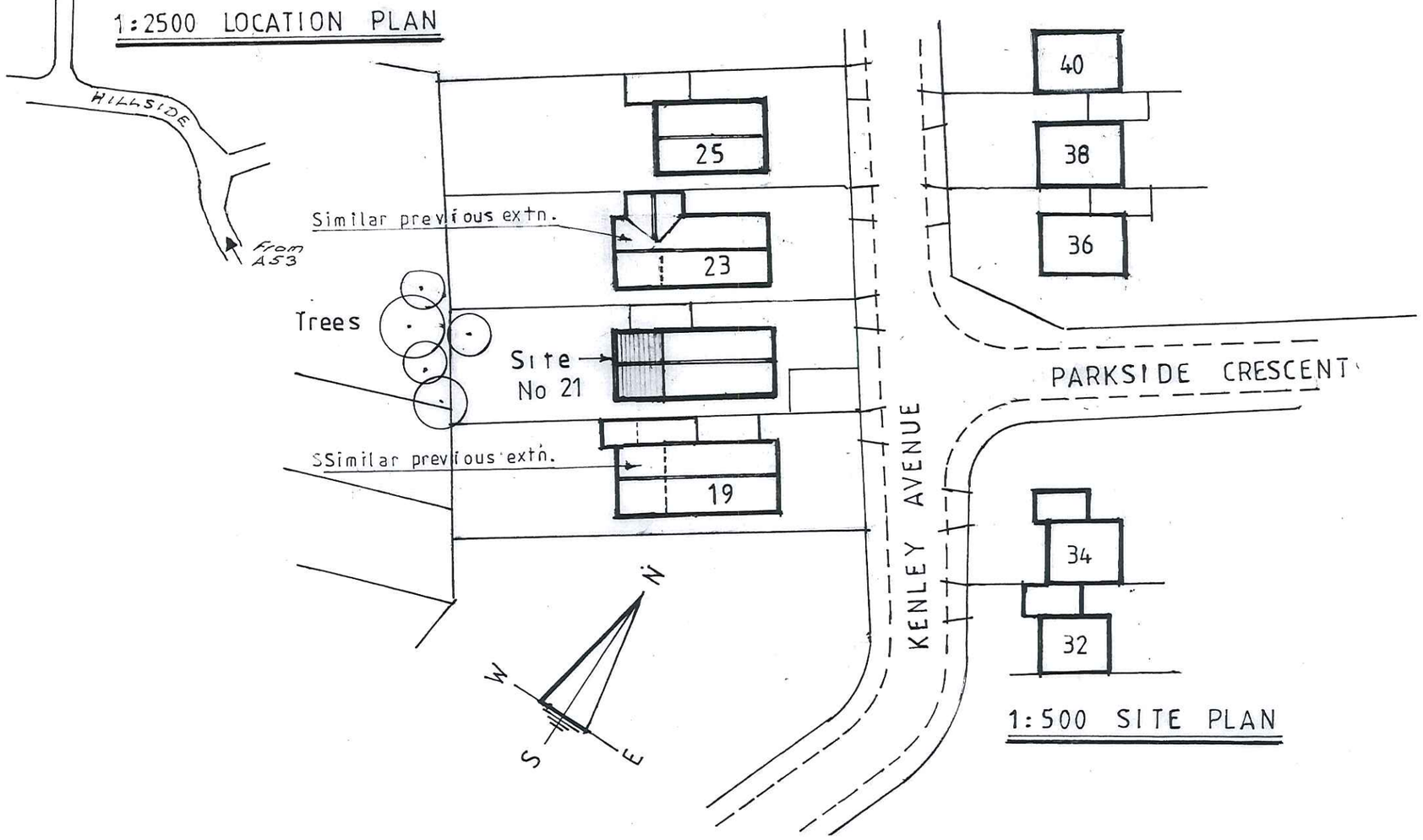


1:500 SITE PLAN

| Drwg. | 21 KENLEY AVENUE. ENDON. |
|---|---|
| E-1 | STOKE-ON-TRENT. ST9 9HX. |
| | DETAILS AS EXISTING J NE 2019 |
| | FOR MR. D.P. PROCTOR |

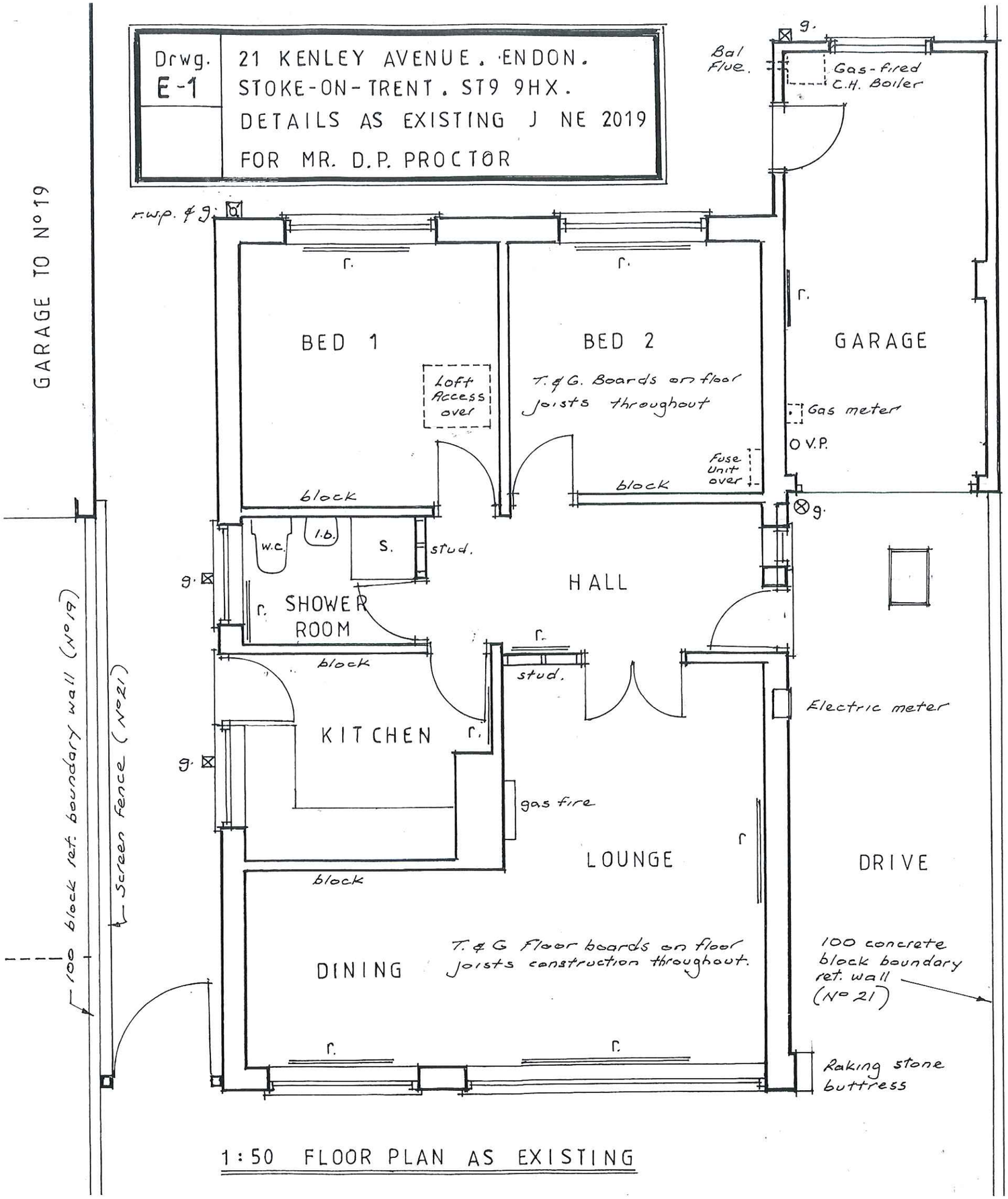


1:50 FLOOR PLAN AS EXISTING

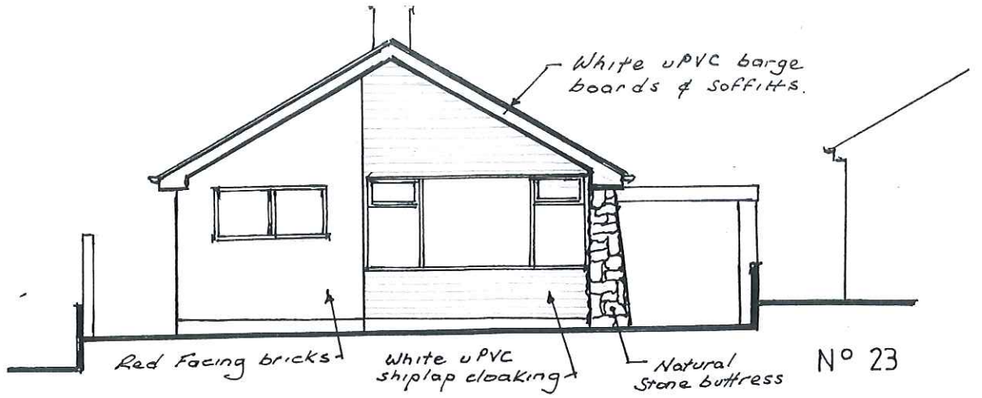


1:100 N.E. FRONT ELEVATION

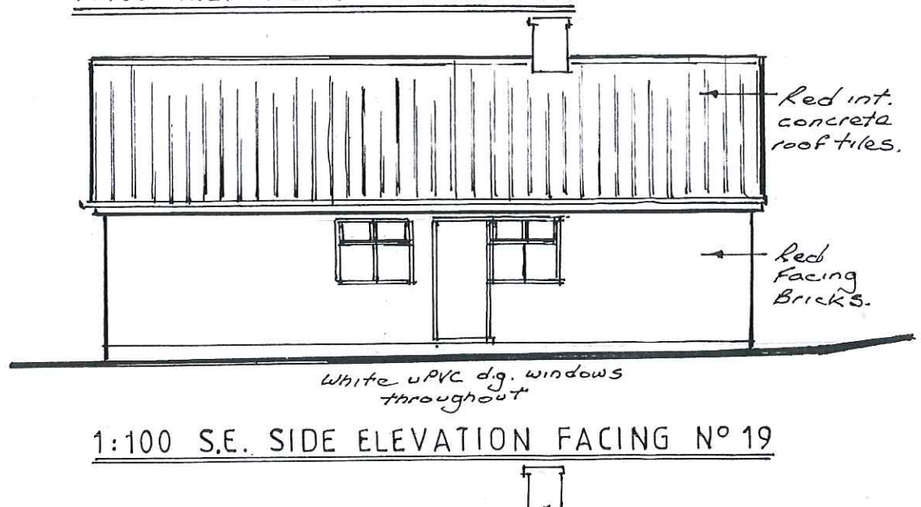


1:100 S.E. SIDE ELEVATION FACING Nº 19

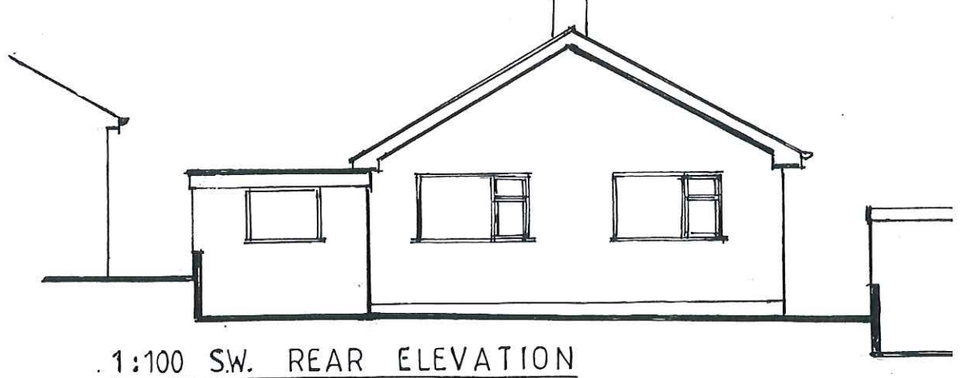

1:100 S.W. REAR ELEVATION

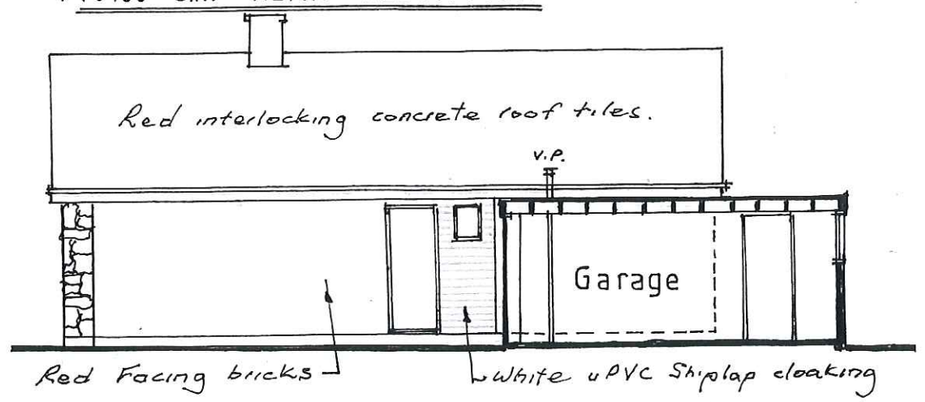


1:100 NW SIDE ELEVATION FACING Nº 23