All heights, sizes and dimensions should be checked on site by the contractor before any work is put in hand.

Figured dimensions should be taken in preference to scaling and any errors or omissions reported to the architect at once.

This drawing has been prepared in accordance with the CDM (Construction Design and Management) and all foreseeable design risks to those involved or affected by construction have been avoided wherever possible.

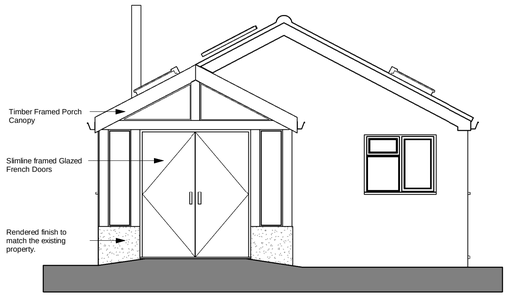

Proposed Front Elevation
SCALE 1 : 50

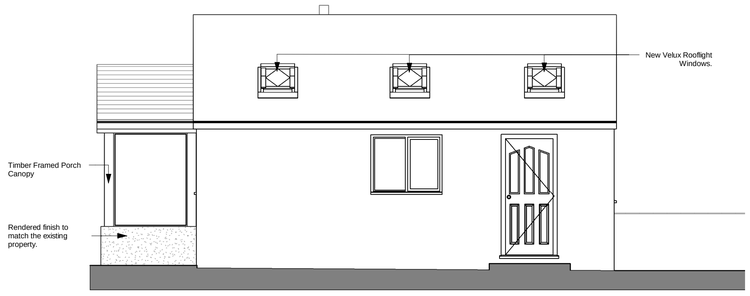

Proposed Side Elevation A
SCALE 1 : 50

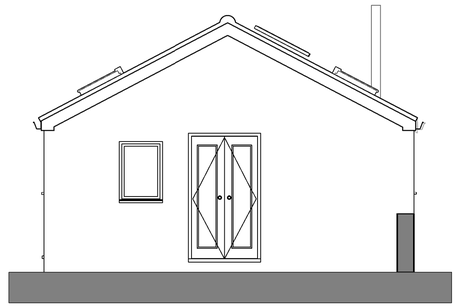

Proposed Rear Elevation
SCALE 1 : 50

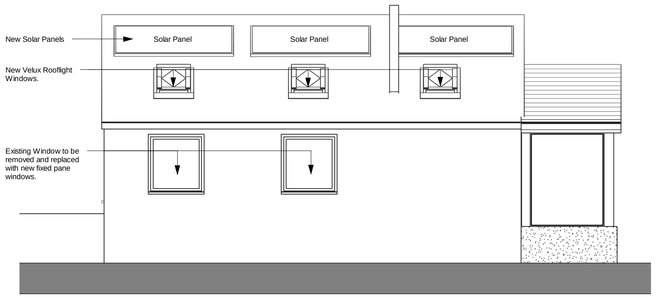

Proposed Side Elevation B
SCALE 1 : 50

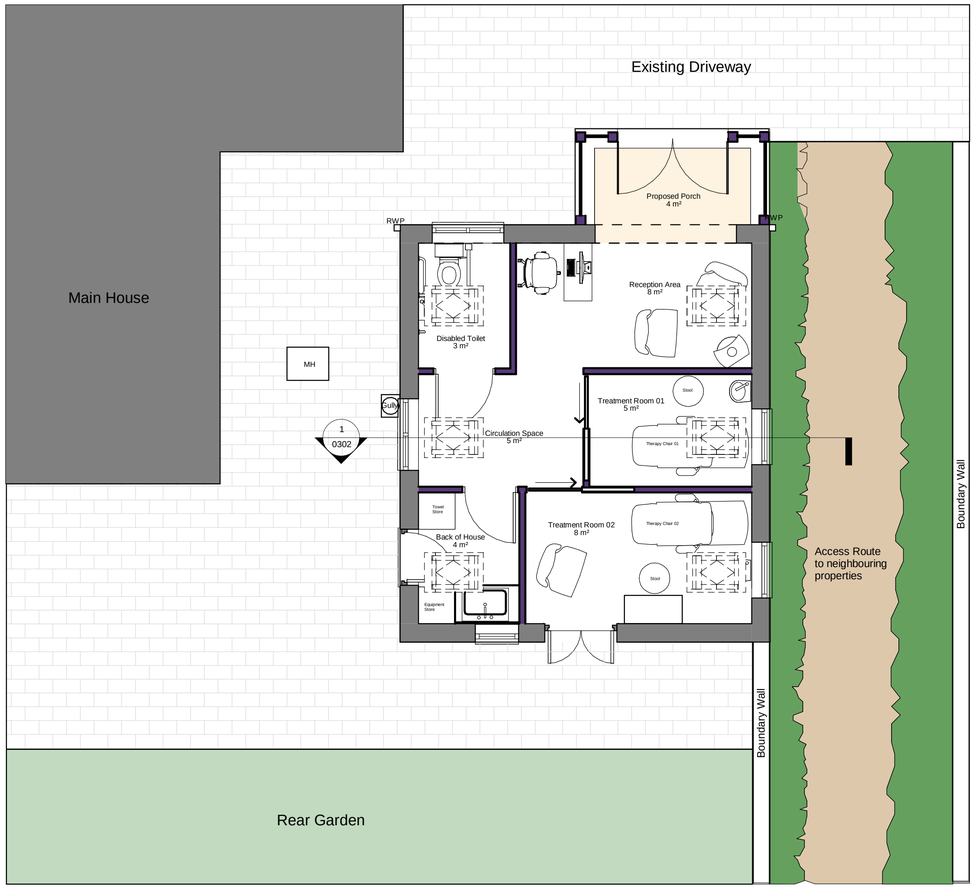

Proposed Floor Plan
SCALE 1 : 50

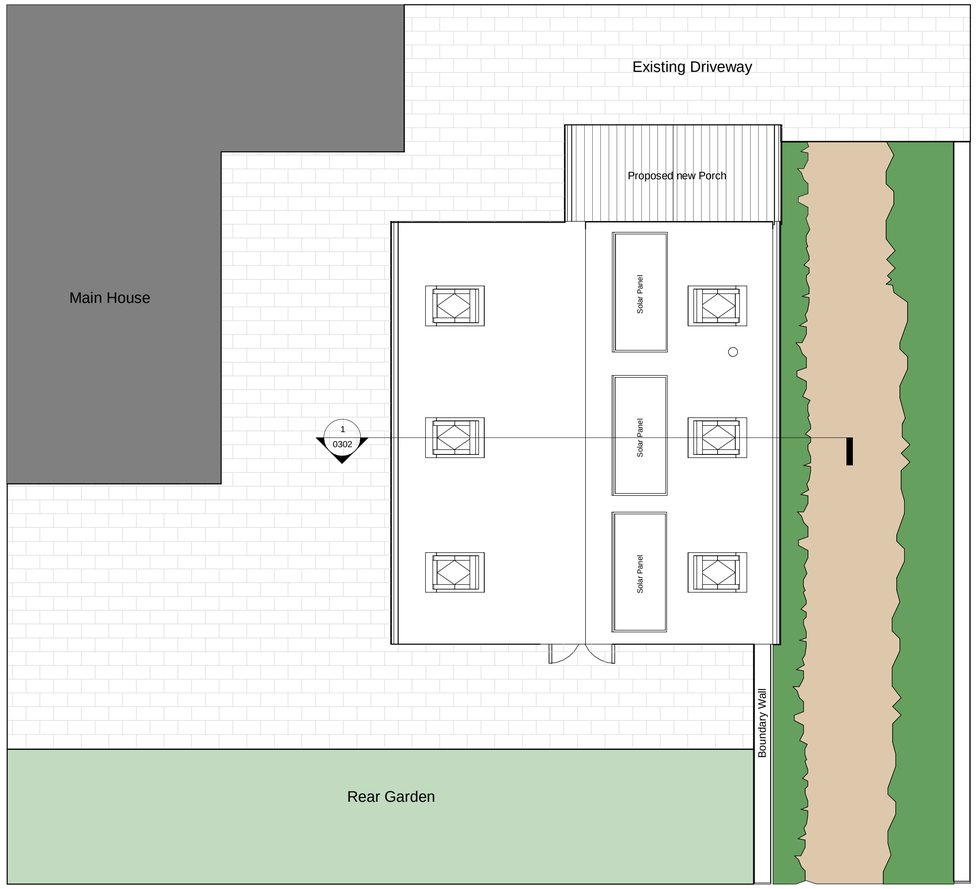

Proposed Roof Plan
SCALE 1 : 50



Rev	Date	By	Detail
P1	13/06/19	JK	Treatment Room Windows increased in size, Velux Roof Lights and Solar Panels added

Drawing status

S3

Client

Mrs F Millington

Project/Location

Change of Use Application

6 The Island,
Tean,
Staffordshire,
ST10 4JE

SMYTHEMAN ARCHITECTURAL CIAT

12 High Street
Tean, Stoke-on-Trent
ST10 4DZ
United Kingdom

T +44 (0)1538 722097
F +44 (0)1538 722185
mail@smytheman.co.uk
www.smytheman.co.uk

Drawing title

Scheme Proposal

Date	Drawn	Checked	Job No.
06/07/19	JK	BJ	3134

Scale(s)

1 : 50 @A1

Drawing number **Revision**

FM19-SA-XX-XX-DR-A-0202 P1

\\NAS-6E-EB-28\Documents\Drawings\Current Drawings\3134 MILLINGTON\01-Architectural\01 WIP\CAD\FM19-SA-XX-XX-M3-A-0001 Scheme 01.rvt