All heights, sizes and dimensions should be checked on site by the contractor before any work is put in hand.

Figured dimensions should be taken in preference to scaling and any errors or omissions reported to the architect at once.

This drawing has been prepared in accordance with the CDM (Construction Design and Management) and all foreseeable design risks to those involved or affected by construction have been avoided wherever possible.



Existing Front Elevation
SCALE 1 : 50

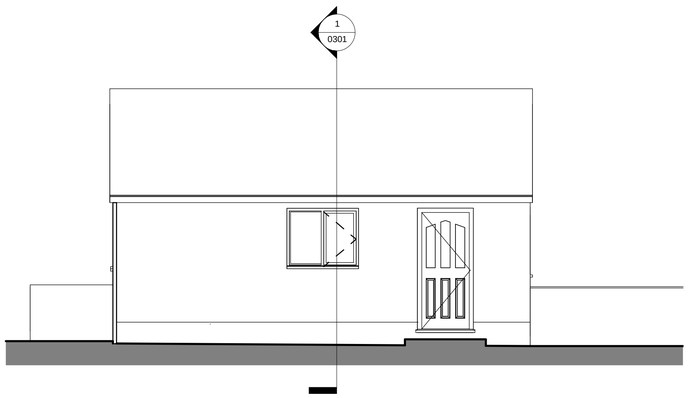

Existing Side Elevation A
SCALE 1 : 50

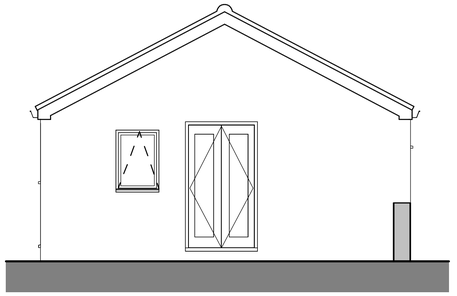

Existing Rear Elevation
SCALE 1 : 50

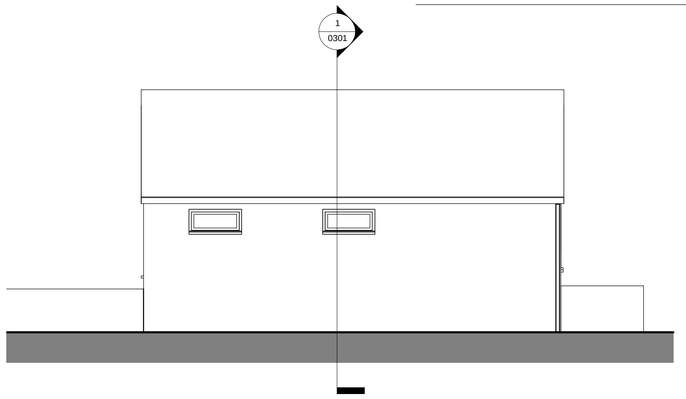

Existing Side Elevation B
SCALE 1 : 50

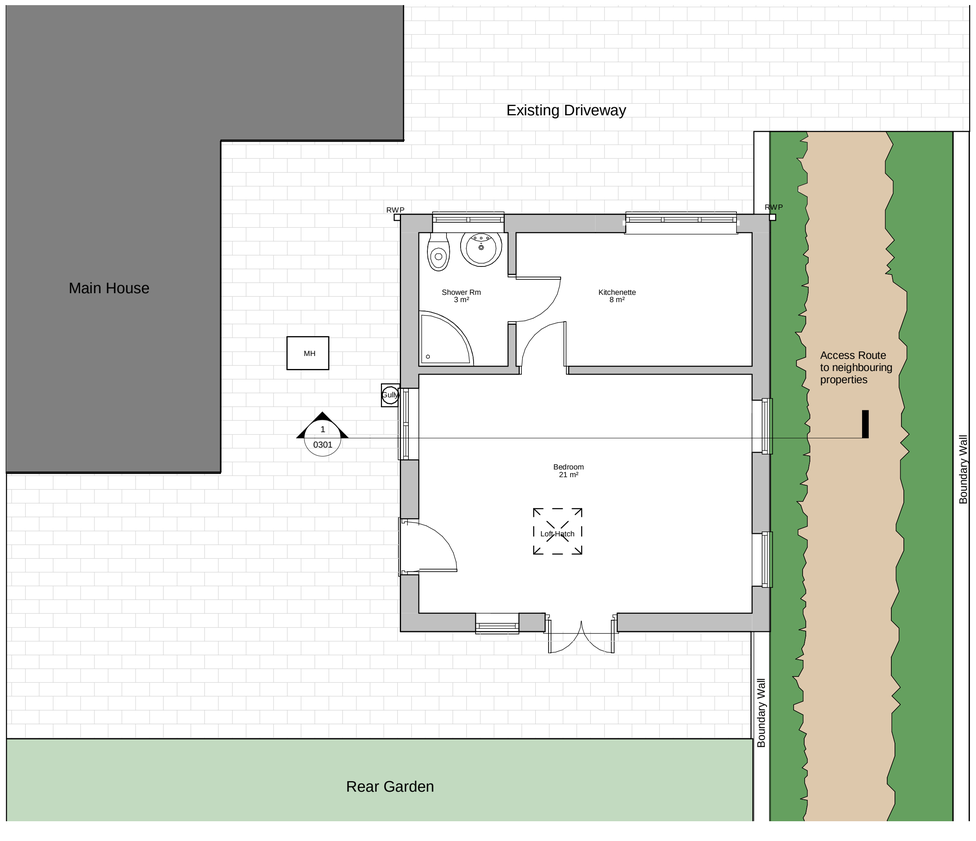

Existing Site Plan
SCALE 1 : 50

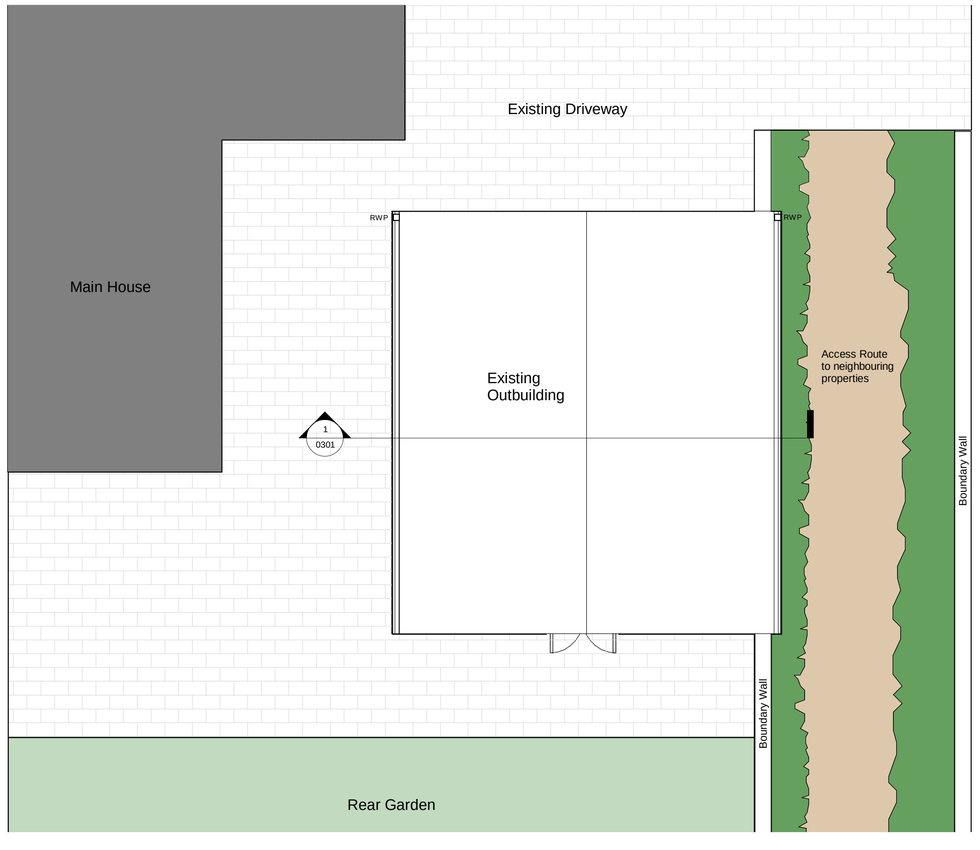

Existing Roof Plan
SCALE 1 : 50

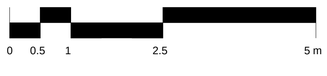

\\NAS-6E-EB-28\Documents\Drawings\Current Drawings\3134 MILLINGTON\01-Architectural\01 WIP\CAD\FM19-SA-XX-XX-M3-A-0001 Scheme 01.rvt

Rev	Date	By	Detail

Drawing status
S3

Client
Mrs F Millington

Project/Location
Change of Use Application

6 The Island,
Tean,
Staffordshire,
ST10 4JE

SMYTHEMAN ARCHITECTURAL
CIAT

12 High Street
Tean, Stoke-on-Trent
ST10 4DZ
United Kingdom

T +44 (0)1538 722097
F +44 (0)1538 722185
mail@smytheman.co.uk
www.smytheman.co.uk

Drawing title
Existing Survey

Date	Drawn	Checked	Job No.
06/10/19	JK	BJ	3134

Scale(s)
1 : 50 @A1

Drawing number **Revision**
FM19-SA-XX-XX-DR-A-0201