Method Statement (Williams and Byrne Ltd.)

SUPPLIER'S RESPONSIBILITIES

1.1 The Supplier shall:

1.1.1 provide the Services and the Deliverables in accordance with this agreement;

1.1.2 ensure that the Services and Deliverables will conform in all respects with the this agreement and that the Deliverables shall be fit for any purpose expressly or implicitly made known to the Supplier by Merlin;

1.1.3 perform the Services in a good and workmanlike manner and with the highest level of care, skill and diligence in accordance with best practice in the Supplier's industry, profession or trade experienced in carrying out services of a similar size, scope and value as the Services;

1.1.4 ensure that the Deliverables, and all goods, materials, standards and techniques used in providing the Services are of the best quality and are free from defects in workmanship, installation and design;

1.1.5 ensure that no Prohibited Materials will be used in the Deliverables or in providing the Services;

1.1.6 ensure that the Services will be performed in such a way as to not cause any faults or malfunctions in Merlin's existing premises or equipment or that of any third party;

1.1.7 ensure that unless due to circumstances beyond the control of the Supplier, the Services shall be performed in such a way as to not cause any interruption to the business of Merlin (other than such interruptions which have been agreed between the parties in writing);

1.1.8 co-operate with Merlin in all matters relating to the provision of Services and Deliverables, and comply with Merlin's instructions;

1.1.9 ensure that it has the right to enter into this agreement, and before the date on which the Services are to start, obtain and maintain during the term of this agreement, all necessary licences and consents and comply with all relevant legislation in relation to the Services;

1.1.10 observe all health and safety rules and regulations and any other reasonable security requirements that apply at the Site from time to time and that have been communicated to it under clause 4.1.5 or as are attached at schedule 3. Merlin reserves the right to refuse any of the Supplier's personnel involved in the provision of the Services access to the Site, which shall only be given to the extent necessary for the performance of the Services;

1.1.11 hold the Panels in safe custody at its own risk, maintain such Panels in good condition until returned to Merlin, and not use the Panels other than in accordance with Merlin's written instructions or authorisations;

1.1.12 not do or omit to do anything which may cause Merlin to lose any licence, authority, consent or permission on which it relies for the purposes of conducting its business;

1.1.13 ***notify Merlin in writing immediately upon the occurrence of a Change of Control of the Supplier, or any financial difficulties being encountered by the Supplier;***

1.1.14 ensure that any Deliverables which contains bespoke elements specific to Merlin, shall not be supplied and/or used by any third party without the prior written consent of Merlin;

1.1.15 Provide to Merlin, on a monthly basis or where otherwise requested by Merlin, with confirmation of the total Charges invoiced, and the value of any work-in-progress, as at that date; and

1.1.16 ***provide full written and photographic reports to Merlin in relation to progress on the Services and Deliverables no less frequently than every three (3) months during the Term, and prepare such other summary updates as Merlin may request on three (3) days' notice.***

SCHEDULE 1: Method Statement

1. **Panels:**

The Method Statement will be performed by reference the Panels as identified and numbered in the image below:



2. **Method Statement:**

For the purposes of this Schedule 1, **"Restore"** and **"Restored"** shall mean that:

Panels are cleaned;

old repairs are corrected;

all cracks are edge-bonded;

missing sections are repainted and fired;

Panels are resized where necessary to fit the frames; and

Panels are cemented on the bank and, where possible, the front.

In addition, the following Panels (unless otherwise agreed between the parties in accordance with clause **Error! Reference source not found.**) will be stripped and re-leaded: 3b, 3c, 3d, 4c, 4d, 4f, 5f, 5g, 6f, 7b, 7d, 8b, 8c and 9c.

Failed original glass will be painted on the back of the glass with glass paint and gold size; the paint will not be fired in a kiln.

(a) How the stained glass will be stored:

The panels will be stored upright and against boards upstairs at Church Farm Studios, Stanton Lacy, Ludlow, Shropshire, SY8 2AE. The studio is secured by bolts and mortice locks and protected by a central fire alarm administered by the owners of the property.

(b) How the stained glass will be refurbished by the Supplier:

Panels 1b, 1c, 1d and 1e to be painted, with ***gold size*** on the back of the windows.

Panels 1a, 2a and all Panels in columns 3 to 9 (inclusive) to be Restored.

The Supplier shall provide 36 steel frames and 18 lead frames for the Panels on rows 2 and 3 and will refit the restored stained glasses into the steel frames before returning all Panels to Merlin.

(c) How the stained glass will be re-fitted and the isothermic glazing fitted on site:

The stained glass will be secured within a steel frame. This frame will be supported at the front by reinforcement bars and supported at the rear by lead flashing. This lead flashing will be shaped to allow air to circulate. At the bottom and top of the frame (but especially at the bottom, where air must enter) there will be space for air to circulate. Once the external glazing and lead ventilation sills are in place, the Panels and their steel frames will be fitted in their original location along with the lead frames according to the drawings below.

The system will consist of the original panels installed into the innermost channel of the stonework (as they are at present) and a secondary glazing layer installed into the outer channel (which presently holds the Perspex secondary later).

The conserved panels will be returned to site. Temporary boards will be removed and the panels, the saddle bars and new sills installed. The stonework of the rebate will be cleaned. The panels will be secured to the saddle bars with the new copper ties. The isothermic secondary glazing will be installed as per the drawings below.

ALTON: BANQUETTING HALL
FIXING METHODS. I.

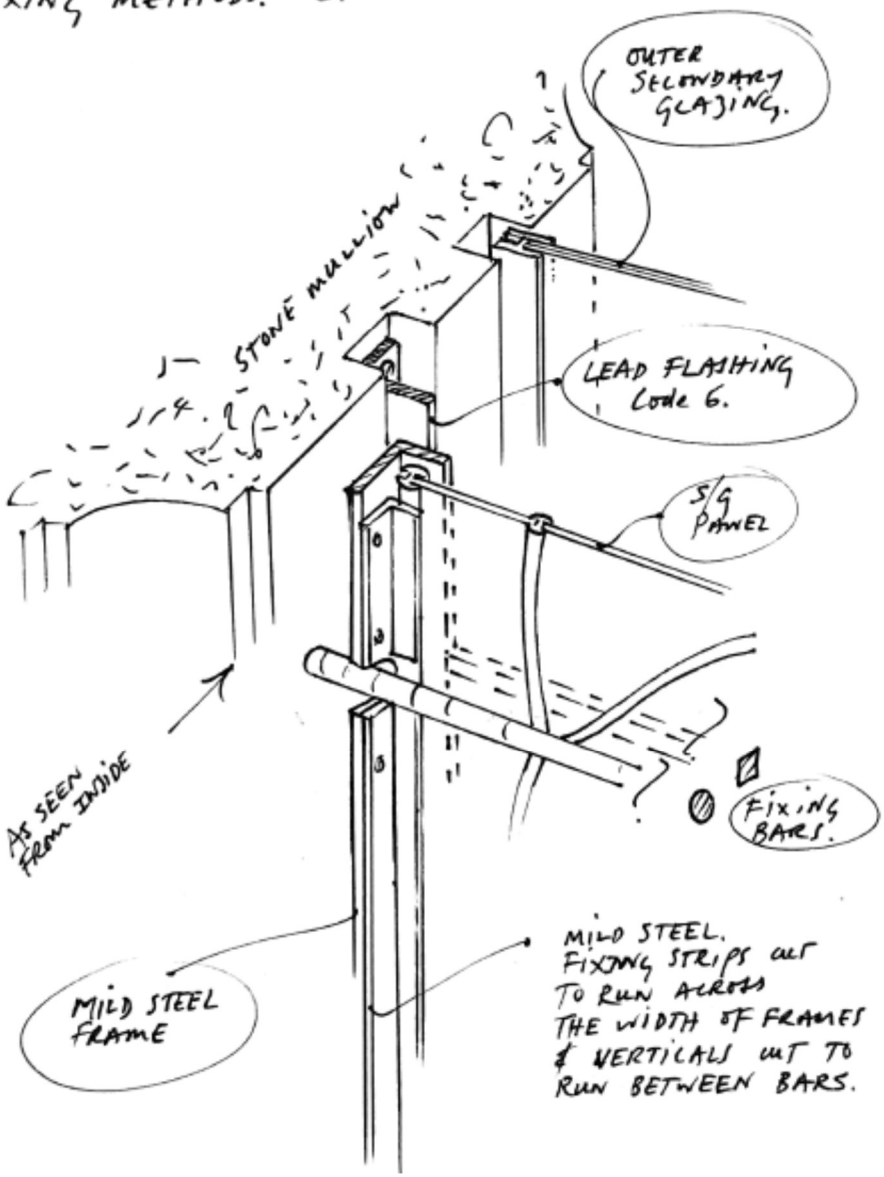

ALTON : BANQUETING HALL
FIXING METHODS. II

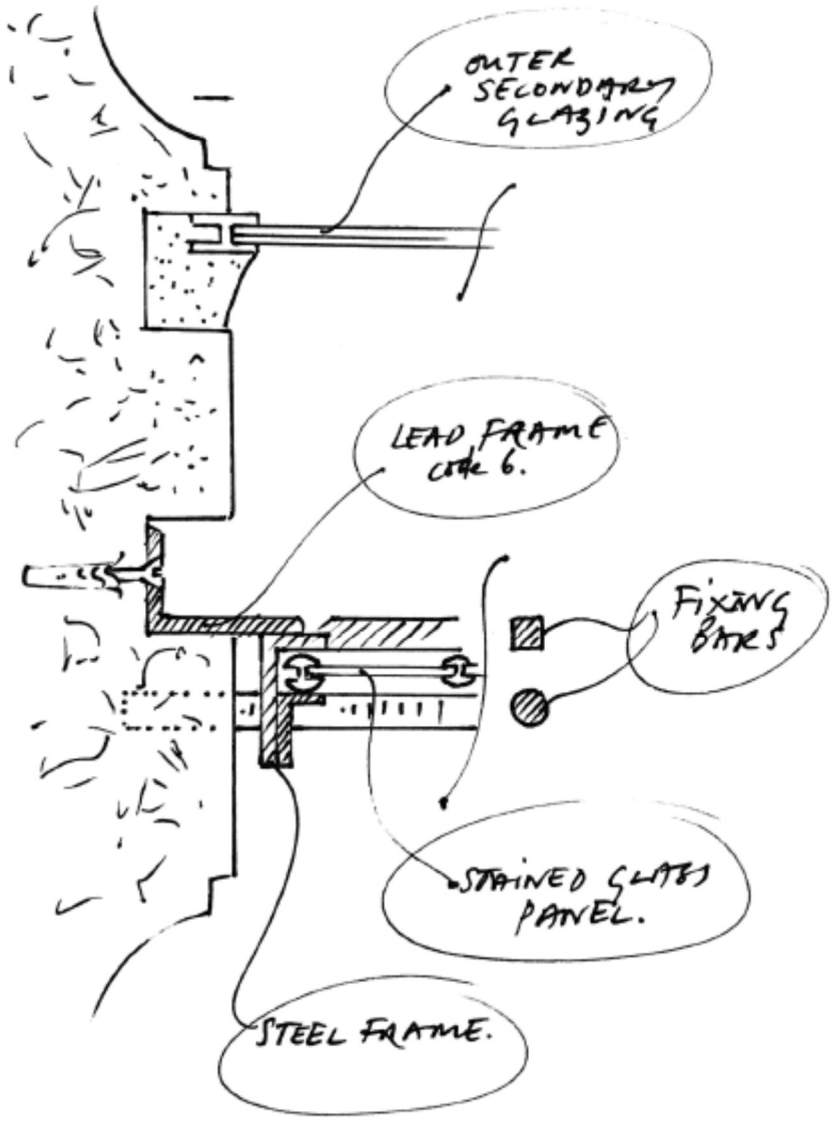

ALTON: BANQUETING HALL
FIXING/FRAME DETAIL III.

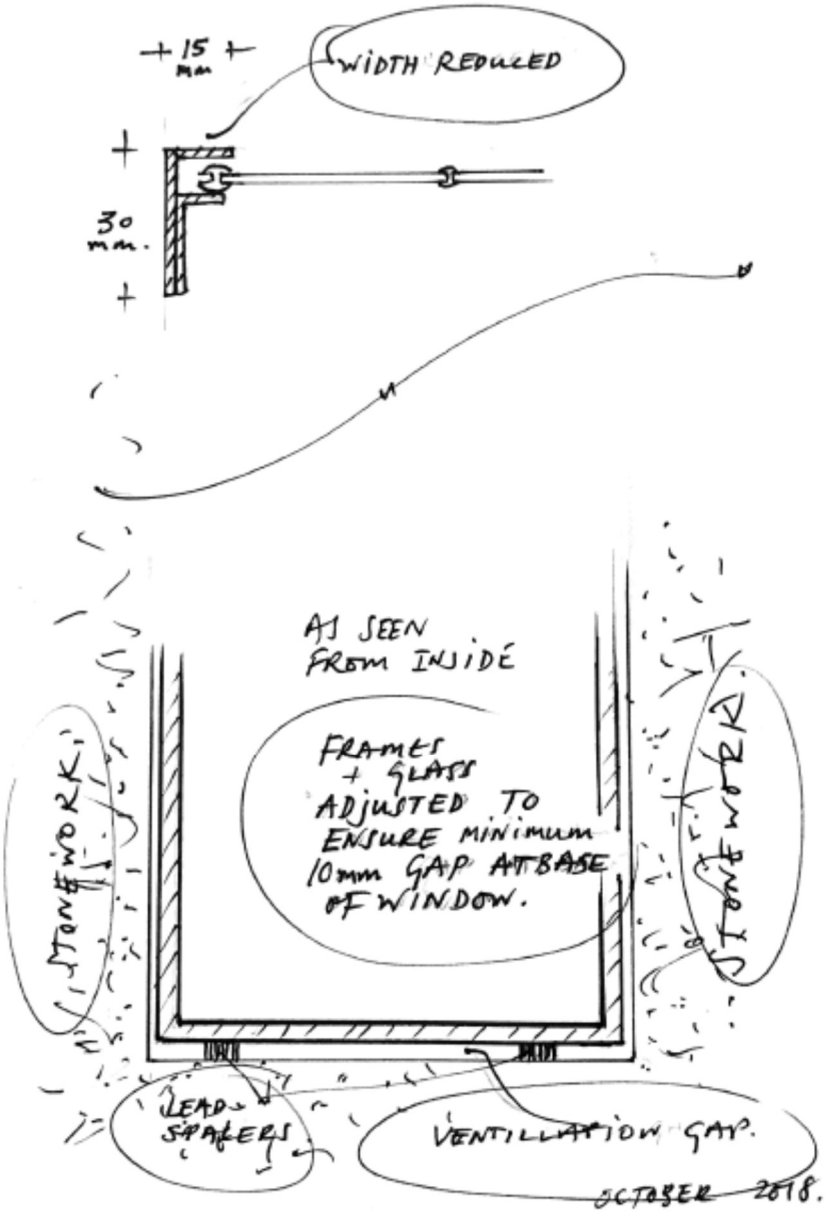

OCTOBER 2018.

3. **Milestones**

Milestone 1: preparatory work in respect of the period from the Commencement Date to 1 April 2019.

Milestone 2: cut-lines, cleaning, stripping, correction of old repairs, edge-bonding of all cracks; to be completed in respect of all Panels by 1 October 2019.

Milestone 3: drawing and repainting of missing original glass to be completed by 1 April 2020.

Milestone 4: re-leading, cementing and cleaning of Panels to be completed by 1 October 2020.

Milestone 5: Painting with gold size, fitting in frames and packaging for return to Merlin to be completed by **1 April 2021**.

Milestone 6: Installation of the window back into the Banqueting Hall following its return to Alton Towers Resort by **31 December 2021.**