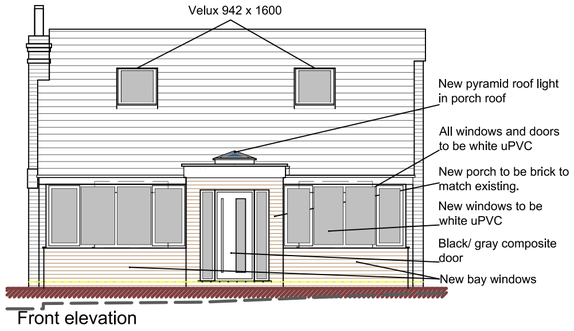

Front elevation

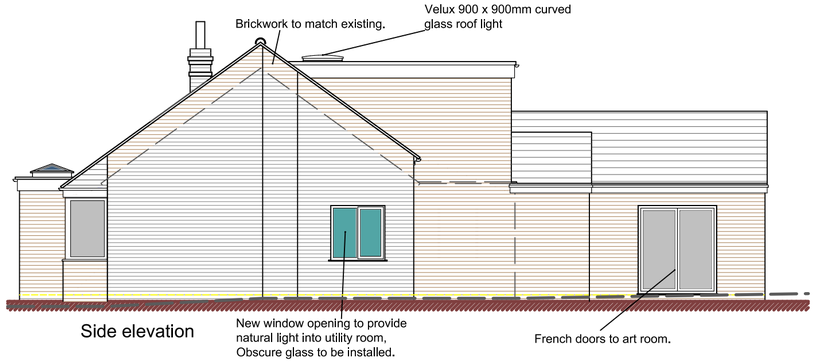

Side elevation

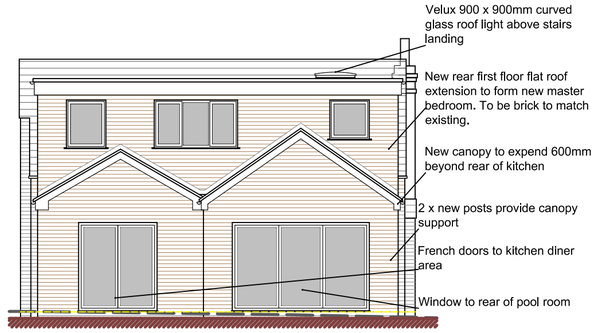

Back elevation

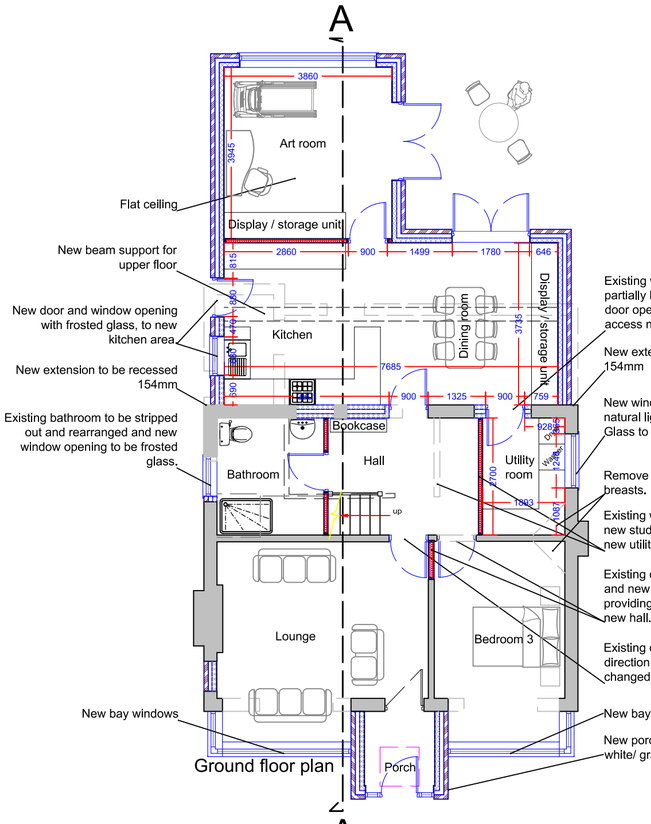

Ground floor plan

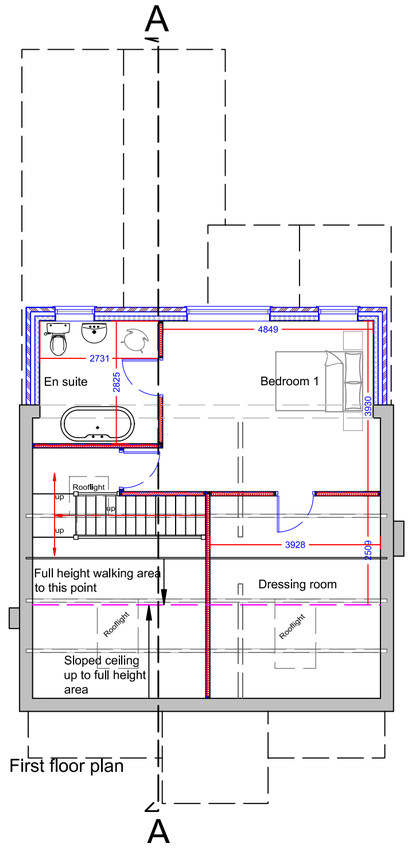

First floor plan

Metres

1 2 3 4 5 10

SCALE 1:100

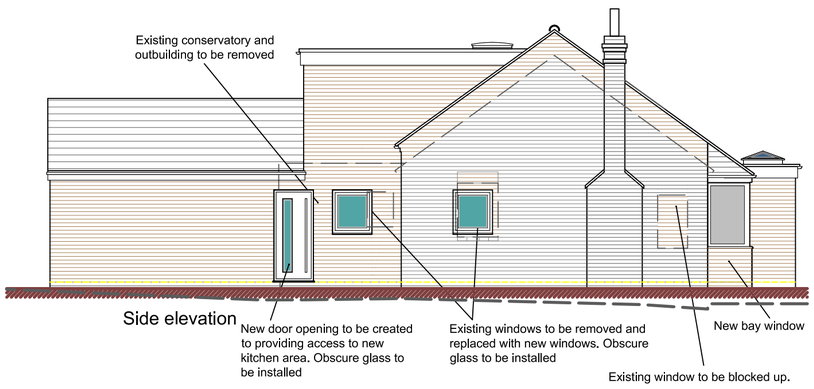

Side elevation

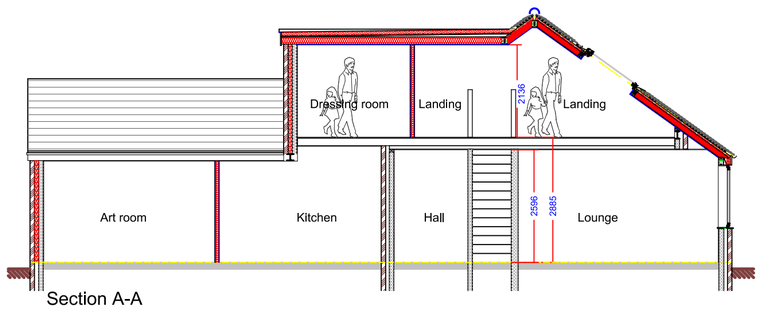

Section A-A

DBD Architectural Consultancy Ltd ©2018

1. Copyright is vested with DBD Architectural Consultancy Ltd.

2. All dimensions to be checked on site before proceeding.

3. Contractor to check/adjust dimensions of new work to suit existing conditions.
Do not assume existing structure or details are plumb, square or level.

4. Contractor must notify the architect of any discrepancies before proceeding.

5. All drawings to be read in conjunction with all other consultants drawings and specs.

Rev	Date	Description
H	22-02-19	Amended as requested by client
G	12-12-18	Planners comments roof redrawn
F	04-12-18	Alternative roof line redrawn
E	27-11-18	Alternative roof line highlighted in red
D	21-11-18	Amended as requested by client
C	15-11-18	Amended as requested by client
B	24-09-18	Amended as requested by client
A	07-09-18	Amended as requested by client

DBD Architectural Consultancy

DBD Architectural Consultancy Ltd
50 Broad Street, Leek,
Staffordshire, ST13 5NS
01538 383118
mail@dbdconsultants.co.uk
www.dbdconsultants.co.uk

Mrs Rae J Parr
138 Churnet Valley Road,
Kingsley Holt, ST10 2BQ

Client

Proposed alterations and extension

Project

Title

Plans and elevations as proposed

Stage: Planning

Size:	Date:	Job No:
A2	30.08.18	1838-100

Scale: 1:100

Drawing Number: PL 03H