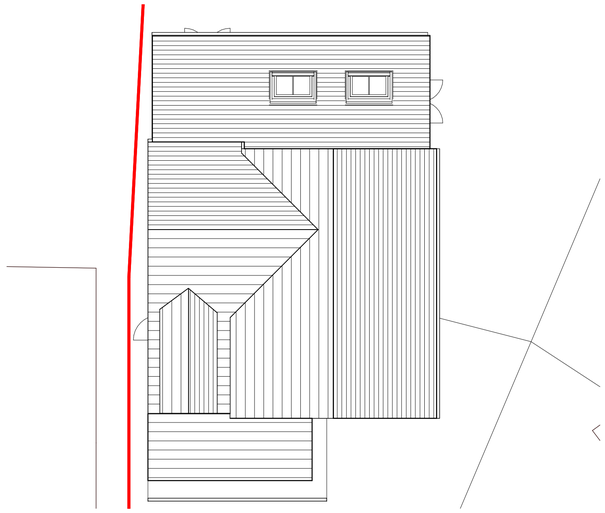

All heights, sizes and dimensions should be checked on site by the contractor before any work is put in hand.

Figured dimensions should be taken in preference to scaling and any errors or omissions reported to the architect at once

This drawing has been prepared in accordance with the CDM [Construction Design and Management] and all foreseeable design risks to those involved or affected by construction have been avoided wherever possible

Existing Area;

G.F Area = 41m²
garage = 10m²

F.F Area = 41mm²

Total Area = 82m² (92m²)

New Area;

G.F Area = 41m²
garage = 14m²

F.F Area = 20m²

Total Area = 61m² (75m²)

Combined area = 167m²

Proposed Roof Plan
1 : 100

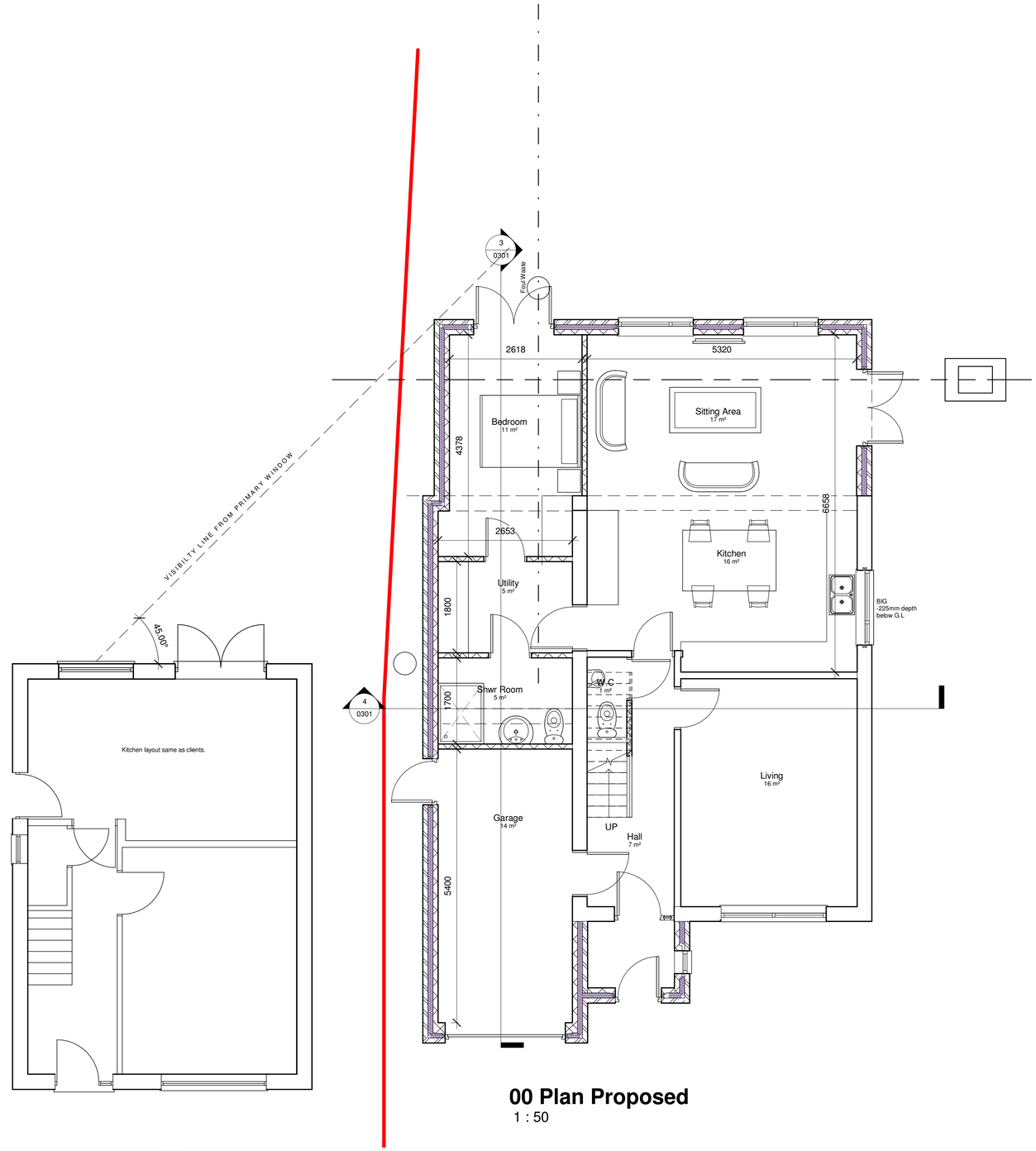

00 Plan Proposed
1 : 50

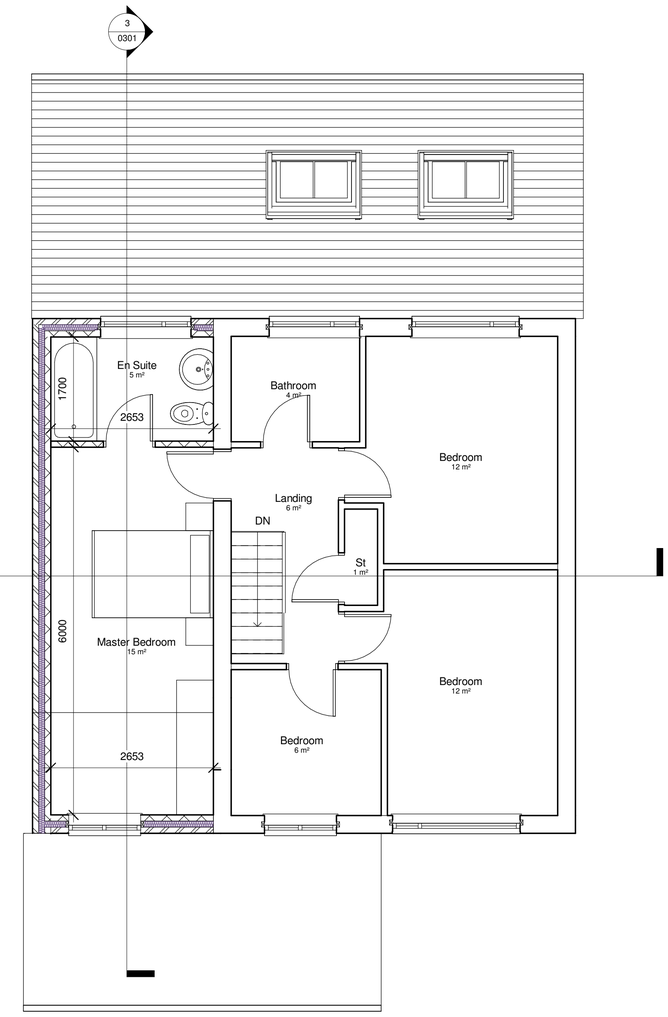

01 Plan Proposed
1 : 50

Rev	Date	By	Detail

Drawing status
S4

Client
Mr and Mrs G. McArdle

Project/Location

Rear & Side Extension

3 Chestnut Close
Tean
Staffordshire
ST10 4JD

SMYTHEMAN ARCHITECTURAL

12 High Street
Tean
Stoke-on-Trent
ST10 4DZ
United Kingdom

T +44 (0)1538 722097
F +44 (0)1538 722185
mail@smytheman.co.uk
www.smytheman.co.uk

Drawing title
Proposed Plans

Scale(s)	Date	Drawn	Checked	Job Number
As indicated @A1	10/08/18	G.L	SS	3111

Drawing number **Revision**

MA18-SA-XX-ZZ-DR-A-0202

\\NAS-6E-EB-28\Documents\Drawings\Current Drawings\3111 MCARDLE\01-Architectural\MA18-SA-M3-A-0002.rvt