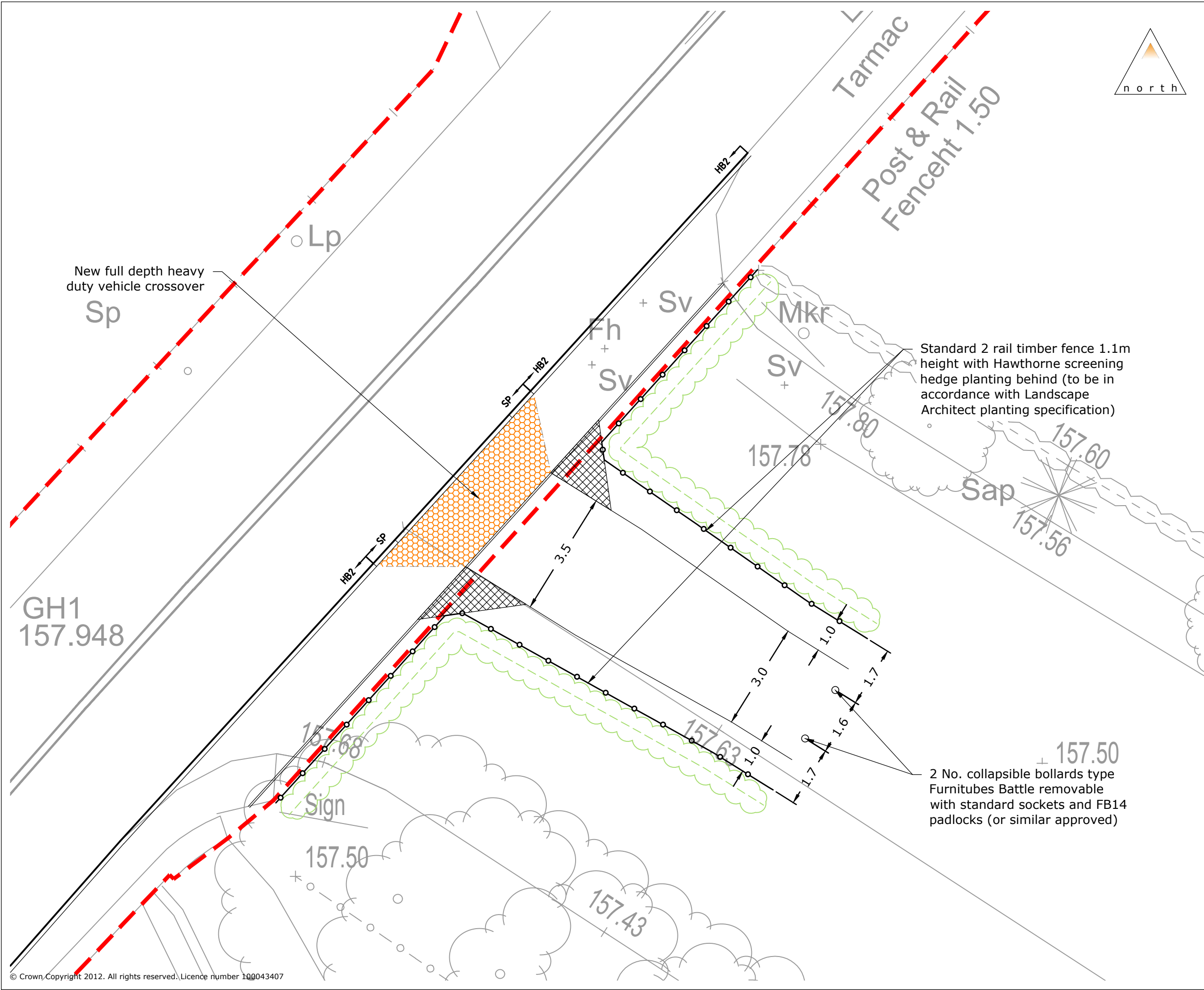






N:\Projects\1bdbly 17001\Drawings\17001-SK16 [Emergency Vehicle Access].dwg



- Legend
-  New full depth heavy duty vehicle crossover
 -  2.0m x 2.0m pedestrian visibility splays
 -  HB2 PCC half-battered (HB2) kerb, 125mm upstand
 -  SP PCC 45° splay (SP) kerb incl. transitions (SP/TL/TR), 75mm upstand

motion

84 North Street
Guildford
Surrey
GU1 4AU

Golden Cross House
8 Duncannon Street
London
WC2N 4JF

T: 01483 531 300 T: 020 7031 8141

www.motion.co.uk

Project:
Cresswell Road, Blythe Bridge

Title:
Emergency Access
Arrangements

Scale: 1:100 (@ A3)

Drawing:
17001-SK16

Revision:
-