Hammonds Construction Limited
86 Ladderedge, Leek, Staffs, ST13 7AQ

PROPOSED WORKS
Demolition

Site: Sharpcliffe Hall, Bradshaw Lane, Ipstone, Staffs, ST10 2LP

The following document looks at the risks associated with the above tasks to the building to be demolished, the building to be retained and workforce.

SCOPE OF WORKS
The demolition of the rear two storey element of Sharpcliffe Hall, a Grade II* listed building, which was originally formed as a squash racquet court.

Demolition of this building must be achieved without damage to the remainder of Sharpcliffe Hall.

WHO IS AT RISK
Members of the public – In the unlikely event that members of the public will be in this area the working area of the site will remain fenced and secure at all times. Out of hours the site will be left safe with any hazards clearly signed, lit and protected.
Contractors - All contractors on site will receive a site induction and will be aware of the hazards on site, all tasks will be risk assessed and method statements issued.
Visitors – All visitors will be issued with suitable PPE and will be accompanied on site at all times, a visitor register will be maintained.

METHOD OF WORKS

A soft strip of the building will be carried out including all doors, windows and rainwater goods.

A full scaffold will be erected around the perimeter of the squash racquet court to be demolished, an internal scaffold will be erected and will be tied to the outer scaffold forming a strong and stable working platform and fall protection and also stabilising the building during demolition. The scaffold will be designed and erected by competent scaffolding contractor who will return on a weekly basis to inspect and sign off.

The roof will be stripped by hand with all re-useable tiles being set aside for re-use. Starting from the hall the roof timber will be slung and supported by an onsite telehandler and timbers will be cut and lifted to ground level where they will be cut for disposal, the next timber will be slung and the process repeated until all roof timbers have been removed.

Working from the outer scaffold bricks will be removed using hand tools only and stacked for removal from the scaffold by forks. The bricks will be taken to the nominated storage area, dressed and stacked for re-use. Work will progress equally around the perimeter of the building removing a maximum of 6 courses of brick. Once exposed the newly asphalted flat roofed area on the Hall which is to remain will be built up using bricks from the demolition with mortar colour matched to the existing and the roof will be left waterproof with a temporary capping to prevent water ingress. Removal of the bricks to the squash racquet court will be continue 6 courses all round at a time making good areas to the Hall as works progress. Working down in a section by section manner will ensure the stability of the building during removal and prevent premature collapse of the building which may damage the existing hall.

The scaffold will be taken down in sections as the works progress with the remainder of the scaffolding staying in place until the building is below shoulder height.

Works will be supervised at all times by Paul Hammonds and all contractors involved in the demolition works will be experienced contractors with previous experience of this type of works.

Works from Scaffold

Scaffold will be erected by specialist scaffolding contractor.
It will be erected in accordance with the provisions of the Construction (Health, Safety & Welfare) Regulations 1996.

Areas where the scaffold is incomplete will be protected and signs "scaffold incomplete do not use" signs placed.

At the end of the day or when the site is left unattended the ladder will be removed or boarded to prevent unauthorised access.

Under no circumstances should the scaffold structure be altered unless carried out by a qualified scaffolder. No handrails, toe boards and brick guards should be removed.

When scaffold building structure is completed, the scaffold contractor will issue a handover certificate stating that the scaffold is safe to use, its purpose and loading limits.

Document prepared by: Paul Hammonds

Dated: Monday 29th October 2018

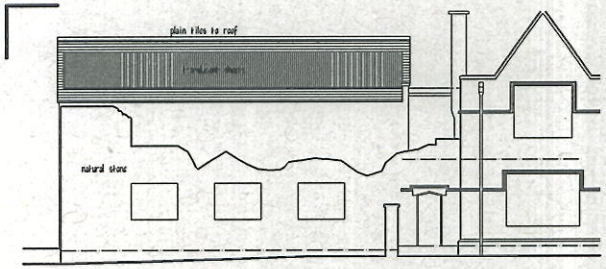

Garden Elevation

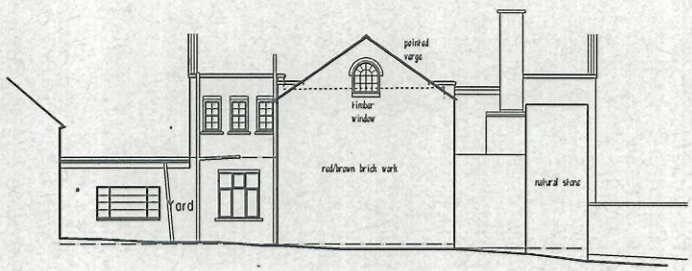

Courtyard Side Elevation

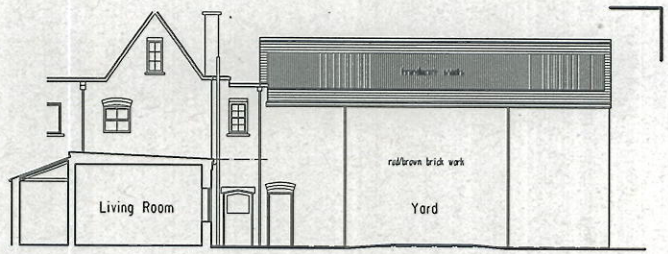

Courtyard Rear Elevation/Section

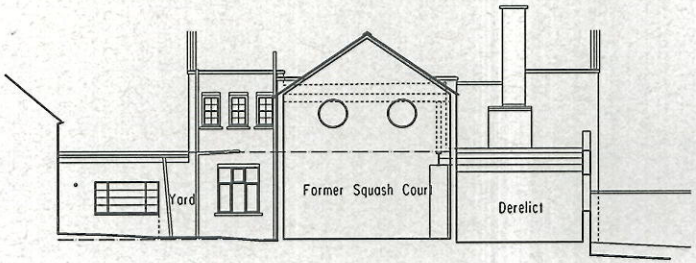

Cross Section

Photographic Record



















PINK WALLS, ETC. DEMOLISHED

ORANGE WALL RETAINED

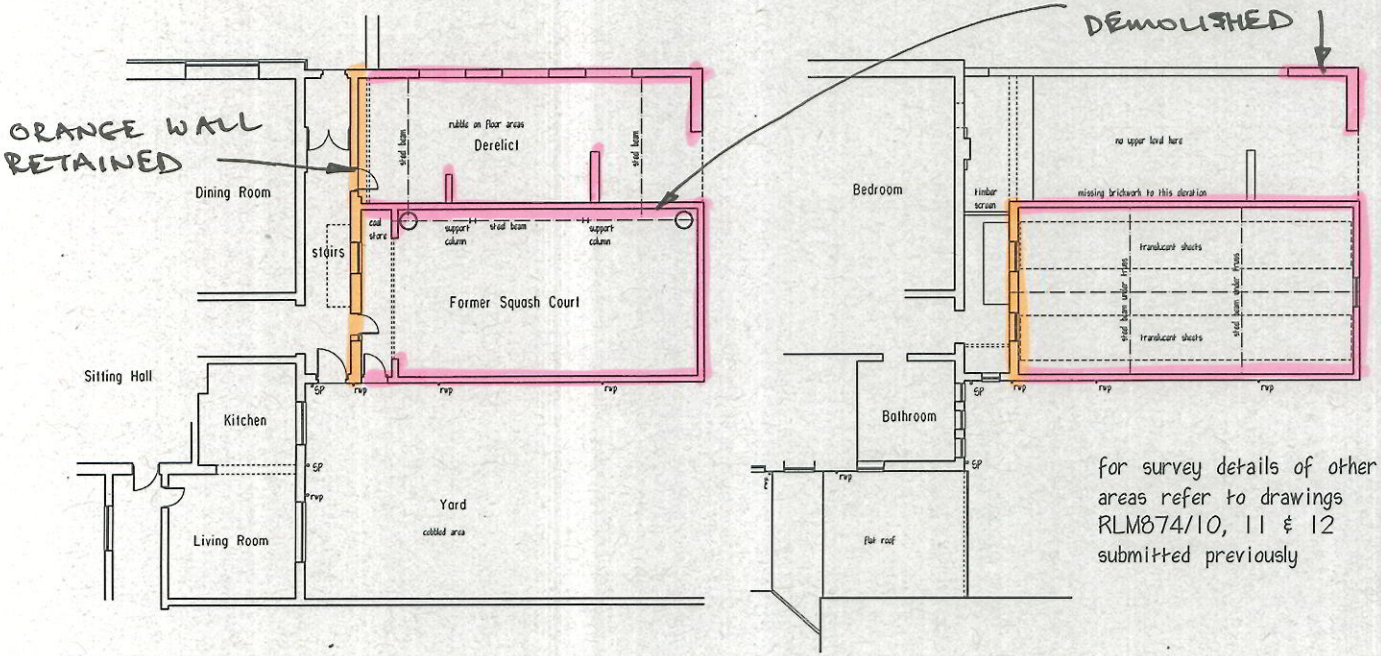

Part Ground Floor Plan

for survey details of other areas refer to drawings RLM874/10, 11 & 12 submitted previously

RICS
The mark of property professionalism worldwide

Clients are advised to clarify dimensions with the author prior to setting out and not to scale from the drawing. This drawing is copyright and should not be reproduced without the written consent of RLM ASSOCIATES.

RLM ASSOCIATES

JOB	SHARPCLIFFE HALL, IPSTONES.
CLIENT	Mr. P. HAMMONDS.
DRAWING	SURVEY DETAILS FOR SQUASH COURT AREA - SHEET 1.
DATE	June 2018.
SCALE	1:100.
DRWG No.	RLM874/19.
REVISION	A.