All heights, sizes and dimensions should be checked on site by the contractor before any work is put in hand.

Figured dimensions should be taken in preference to scaling and any errors or omissions reported to the architect at once

This drawing has been prepared in accordance with the CDM (Construction Design and Management) and all foreseeable design risks to those involved or affected by construction have been avoided wherever possible



Proposed South East Elevation
1 : 50



Proposed North East Elevation
1 : 50



Proposed North West Elevation
1 : 50

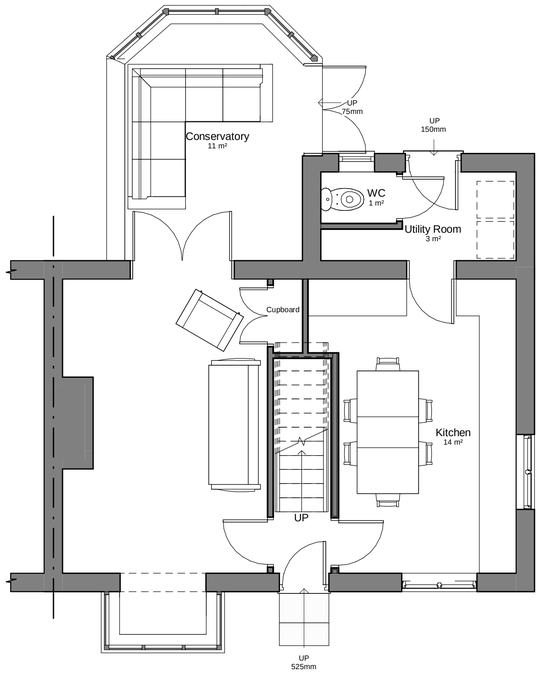

Ground Floor Plan as Proposed
1 : 50

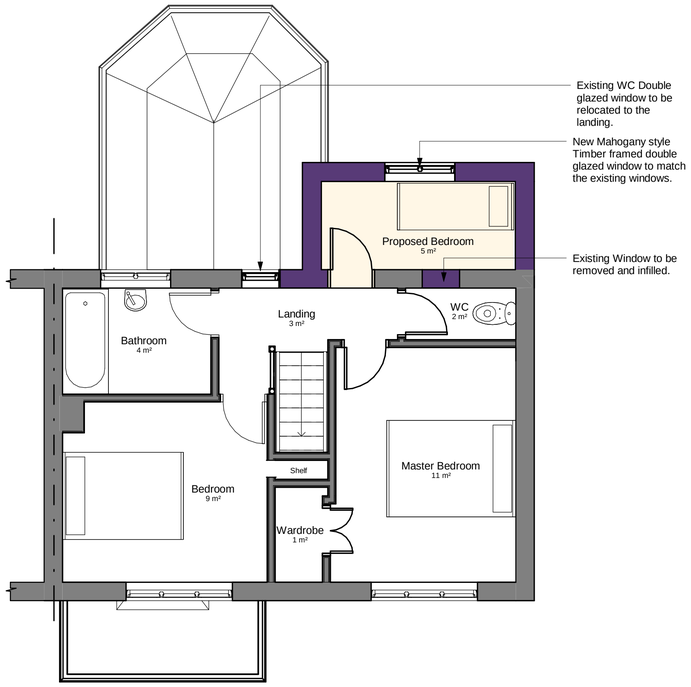

Proposed First Floor Plan
1 : 50

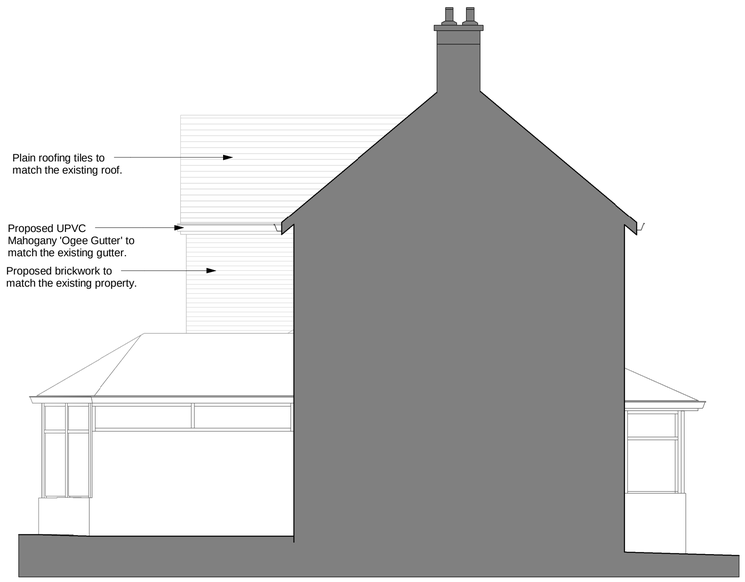

Proposed South West Elevation
1 : 50

Scale 1 : 50

0 0.5 1 2.5 5 m

Rev	Date	By	Detail
P3	15/10/18	JK	New Bedroom Window. Alterations to casements
P2	12/10/18	JK	Existing landing Window relocated and small single bed
P1	27/09/18	JK	Existing WC Window relocated

Drawing status
S3

Client
Mr & Mrs Rowe

Project/Location
First Floor Extension to Rear

104 Cheadle Road, Tean, Staffordshire, ST10 4DN

SMYTHEMAN ARCHITECTURAL
12 High Street
Tean
Stoke-on-Trent
ST10 4DZ
United Kingdom
T +44 (0)1538 722097
F +44 (0)1538 722185
mail@smytheman.co.uk
www.smytheman.co.uk

Drawing title
Proposed Plans & Elevations

Scale(s)	Date	Drawn	Checked	Job Number
1 : 50 @A1	Sept '18	JK	BJ	3103

Drawing number
MR18-SA-XX-XX-DR-A-0202

Revision
P3

\\NAS-6E-EB-28\Documents\Drawings\Current Drawings\3103 ROWE\01-Architectural\01 WIP\CADMR-SA-XX-XX-M3-A-104 Cheadle Road (Scheme 01).rvt