All heights, sizes and dimensions should be checked on site by the contractor before any work is put in hand.

Figured dimensions should be taken in preference to scaling and any errors or omissions reported to the architect at once

This drawing has been prepared in accordance with the CDM (Construction Design and Management) and all foreseeable design risks to those involved or affected by construction have been avoided wherever possible



South East Elevation
SCALE 1 : 50



North East Elevation
SCALE 1 : 50



North West Elevation
SCALE 1 : 50

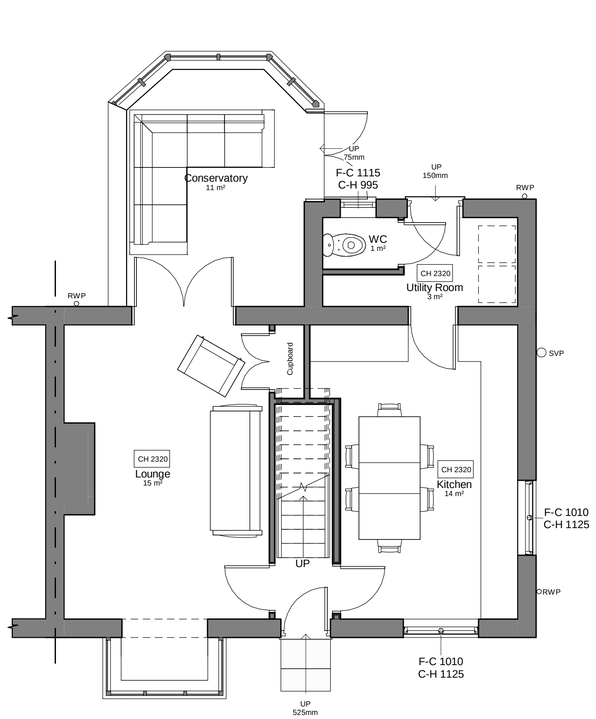

Existing Ground Floor Plan
SCALE 1 : 50

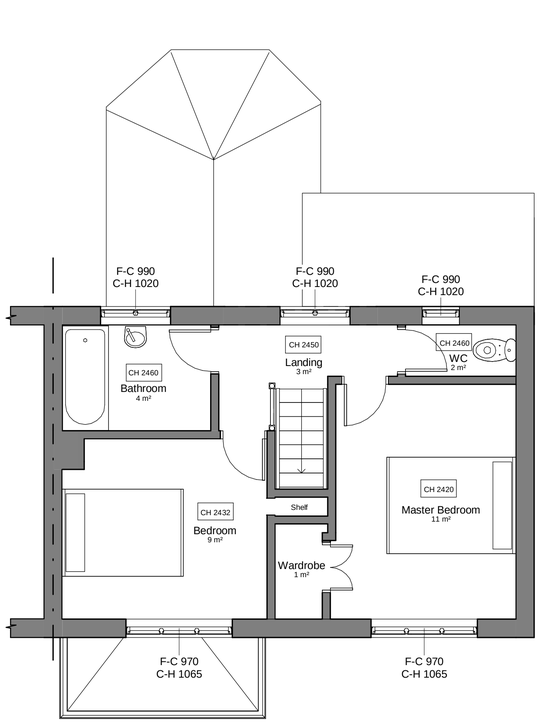

Existing First Floor Plan
SCALE 1 : 50

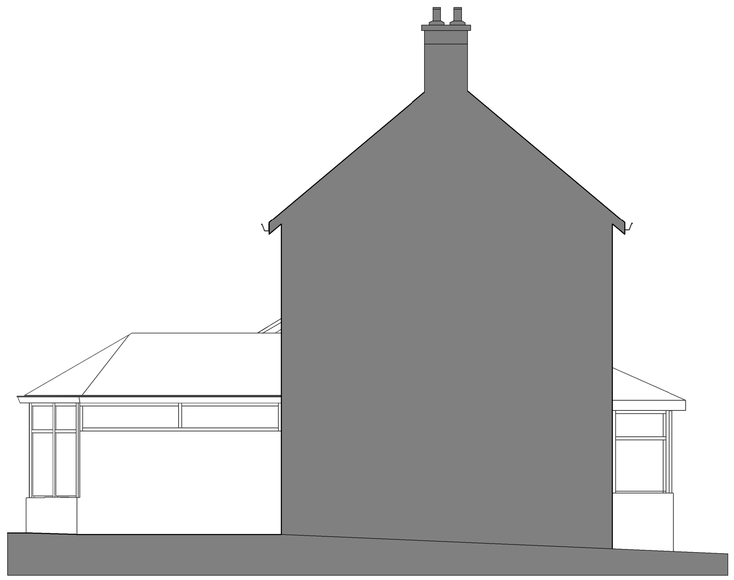

South West Elevation
SCALE 1 : 50

Scale 1 : 50

0 0.5 1 2.5 5 m

Rev	Date	By	Detail

Drawing status
S3

Client
Mr & Mrs Rowe

Project/Location
First Floor Extension to Rear

104 Cheadle Road, Tean, Staffordshire, ST10 4DN

SMYTHEMAN ARCHITECTURAL
12 High Street
Tean
Stoke-on-Trent
ST10 4DZ
United Kingdom
T +44 (0)1538 722097
F +44 (0)1538 722185
mail@smytheman.co.uk
www.smytheman.co.uk

Drawing title
Existing Plans & Elevations

Scale(s)	Date	Drawn	Checked	Job Number
1 : 50 @A1	Sept '18	JK	BJ	3103

Drawing number **Revision**
MR18-SA-XX-XX-DR-A-0201

\\NAS-6E-EB-28\Documents\Drawings\Current Drawings\3103 ROWE\01-Architectural\01 WIP\CADMR-SA-XX-XX-M3-A-104 Cheadle Road (Scheme 01).rvt