

North-West Elevation

Existing window to be carefully removed and opening increased to allow for fire escape door.

Black painted metal staircase to be formed to provide a route for fire escape.

Existing gas pipe to be re-routed.

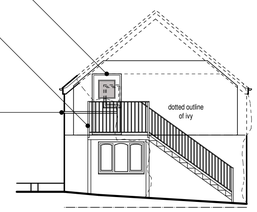

South-West Elevation

STAIRCASE (galvanised steel)
Full design and structural calculations must be obtained by the Client / Contractor from the manufacturer with copies submitted to L. A. Building Control for approval prior to erection. The staircase shall be painted black on completion.
Treads and landings shall have a profiled anti slip finish set between solid stringers.
Sizes: equal risers of not more than 190 mm each.
Equal goings of not less than 250mm each.
Clear width between handrails not less than 900mm.
Provide a 45x8mm flat or 45mm diameter tubular handrail minimum 900mm above nosings on flight and 1100mm on landings.
Guarding to be provided using 19mm diameter bars fixed to strings and handrail at 115mm centres.
Landing legs should be adequately braced to prevent sway and distortion.
Foundation support: Use 21N grade concrete formed into bases approximately 0.75 x 0.75m square and 200mm deep below the base plate.
Note that it may be necessary to provide a deeper excavation and trench fill concrete if the ground is filled or not of sufficient bearing capacity. Final depth must be agreed on site with the Building Inspector.

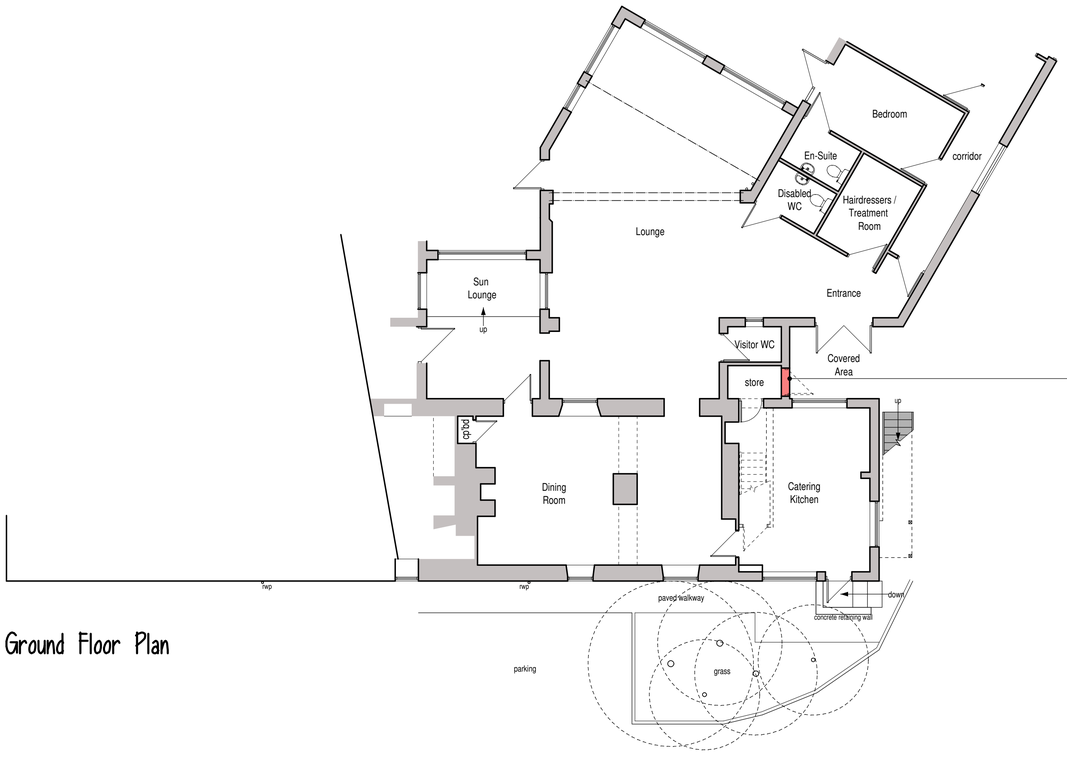

Ground Floor Plan

Existing staircase and wall (shown as dotted lines) to be carefully removed. In its place an en-suite shall be formed for both Bedroom 2 and Bedroom 3.
As part of this proposal the wardrobe to Bedroom 3 shall be reduced to suit.

En-suite to Bedroom 1 to be formed in place of existing WC.

Existing fire escape door opening to be built-up as part of the removal of the staircase. Former lobby area to be treated as a dry store for the Catering Kitchen.

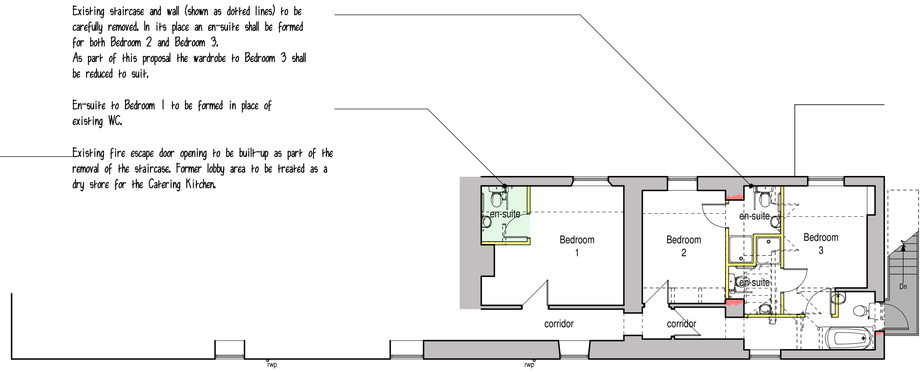

First Floor Plan



scale bar @ 1:100

The Elizabeth House Rest Home

PROPOSED FIRE ESCAPE + INTERNAL ALTERATIONS AT
THE ELIZABETH HOUSE REST HOME,
SANDY HILL, WERRINGTON,
STOKE-ON-TRENT, STAFFS,
ST9 0ET.

PLANNING PROPOSAL
FLOOR PLANS + ELEVATIONS

Date	Sheet	Scale
JULY 2018	A1	1:100
Drg No.	Rev.	Drawn
2018-2347-03	A	NAW

A - 27/07/2018 - DRAWING AMENDED FOLLOWING CLIENT'S FEEDBACK

SAMMONS Architectural LIMITED
Chartered Institute of Architectural Technologists Registered Practice
10 Cawdry Buildings, Fountain Street, Leek. ST13 6JP
Telephone: 01538 386002
E-mail: info@sammonsltd.co.uk
Web: www.sammonsltd.co.uk

This drawing is copyright.
All dimensions must be checked prior to commencement.