TRADITIONAL CASEMENT WINDOWS

Technical Guide 2
Double Glazing

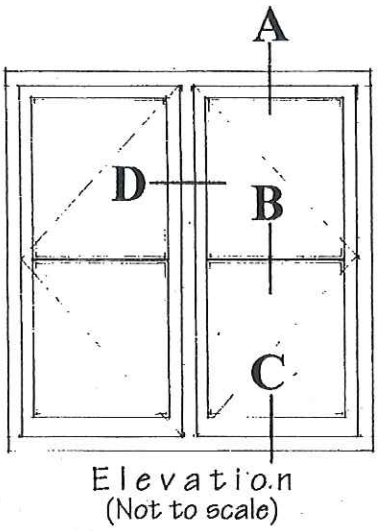

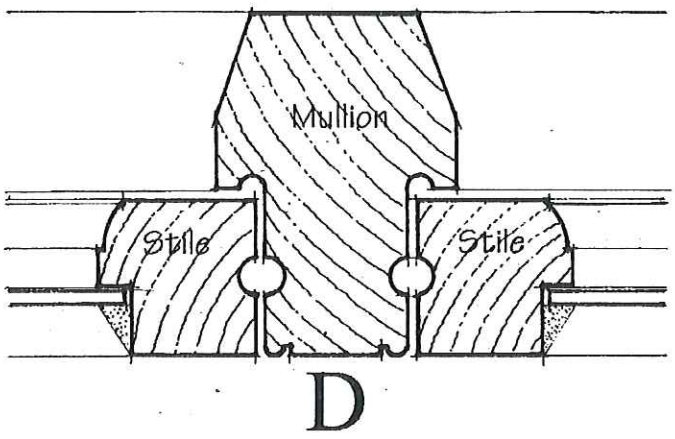

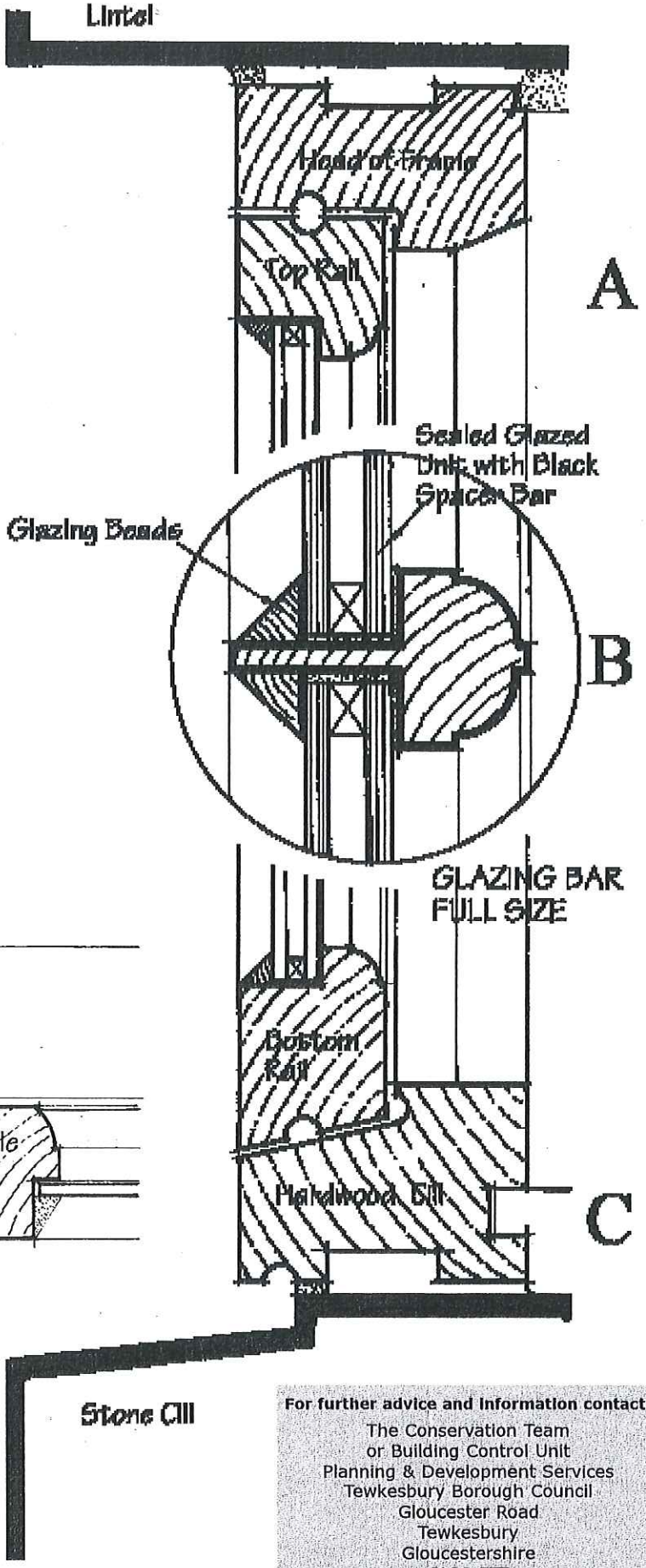

Tewkesbury Borough Council

April 2002

Tewkesbury Borough Council

HELPING OUR COMMUNITIES FLOURISH IN A QUALITY ENVIRONMENT

For further advice and information contact:

The Conservation Team
or Building Control Unit
Planning & Development Services
Tewkesbury Borough Council
Gloucester Road
Tewkesbury
Gloucestershire
GL20 5TT
Tel: 01684 272060
email:
buildingconservation@tewkesburybc.gov.uk

Produced in association with Cotswold District Council by the Gloucestershire Conservation Officer's Group.

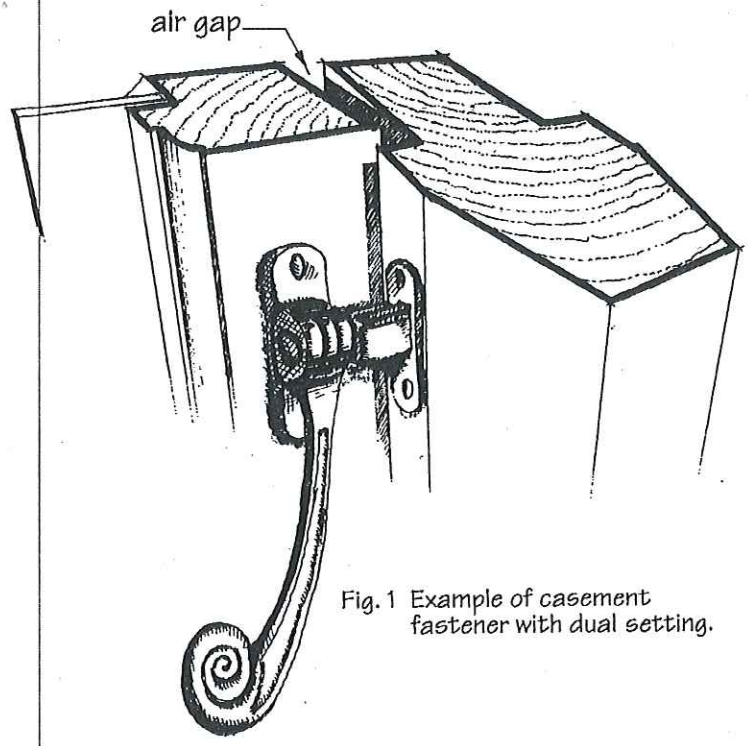

Fig. 1 Example of casement fastener with dual setting.

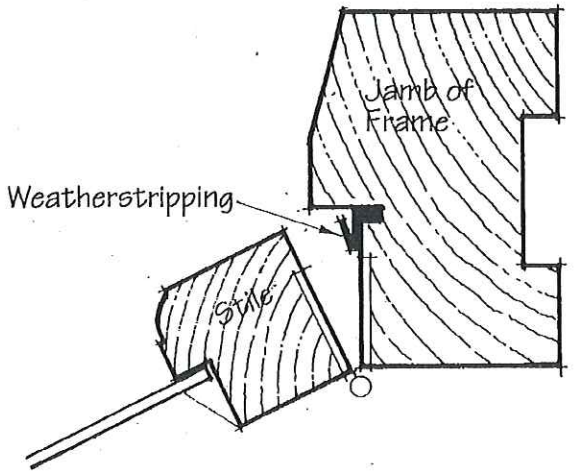

Fig. 2 Example of weatherstripping.

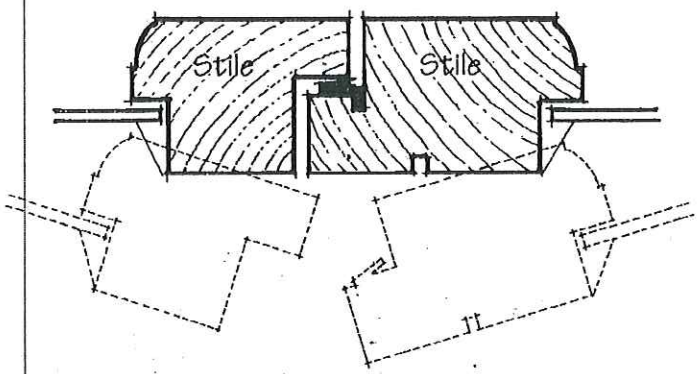

Fig. 3 Example of escape window with stile of opening casement incorporating fake mullion.

Technical Guide 2
Double Glazing

This technical guide is intended to provide supplementary information to the Traditional Casement Windows - Design Guide. The drawings overleaf illustrate how, if required, a window can be double glazed while retaining a traditional appearance.

Please note that in certain situations, for example on listed buildings, the use of double-glazed casements may not be acceptable, due to the effect of the appearance and detailing of the window.

With sealed double-glazed units the need to reduce timber sections to sizes comparable with traditional windows presents the designer with several problems. It is impossible to replicate a traditional casement window when using double glazing without making noticeable changes to the profiles of glazing bars, stiles and rails. Where a window is designed for a building which is less sensitive to these changes, double glazing may be acceptable.

Building Regulations

To satisfy the requirements of Part Fl *Means of Ventilation* of the Building Regulations 1991, suitable ironmongery can be fitted which secures the opening casements in an open position thus providing background ventilation. This avoids the need for modern 'trickle vents' within the window frame and ventilation openings within the fabric of the wall. *(See fig 1)*

Double-glazed units can be supplied in a variety of thicknesses. It is the air-gap which dictates the thermal efficiency of the window. By using combinations of standard and high performance glass and an Argon gas within the sealed unit, it is possible to satisfy the requirements of Part Ll(a) *limiting the heat loss through the fabric of the building* of the Building Regulations, while keeping the thickness of the glazing and the casement frame to an absolute minimum, achieving a somewhat traditional appearance. As with single-glazed windows, the use of draught stripping will greatly reduce the rate of heat loss through casements and reduce draughts and noise. *(See Fig. 2)*

If the window is provided as a means of escape in the event of an emergency, the requirements of Part B 1 *Means of Escape* **must be** satisfied. Nearly always a design solution can be found which satisfies this requirement while retaining the overall design and appearance of a traditional casement window. *(See fig 3)*

Typical glazing bar mouldings

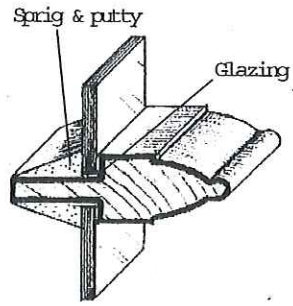

Gothic

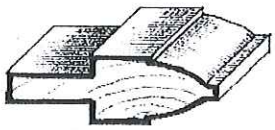

Quadrant Sash Ovolo

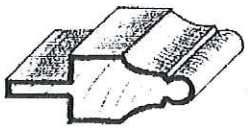

Cavetto & Bead

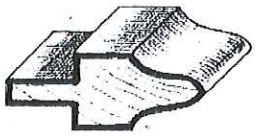

Lamb s Tongue

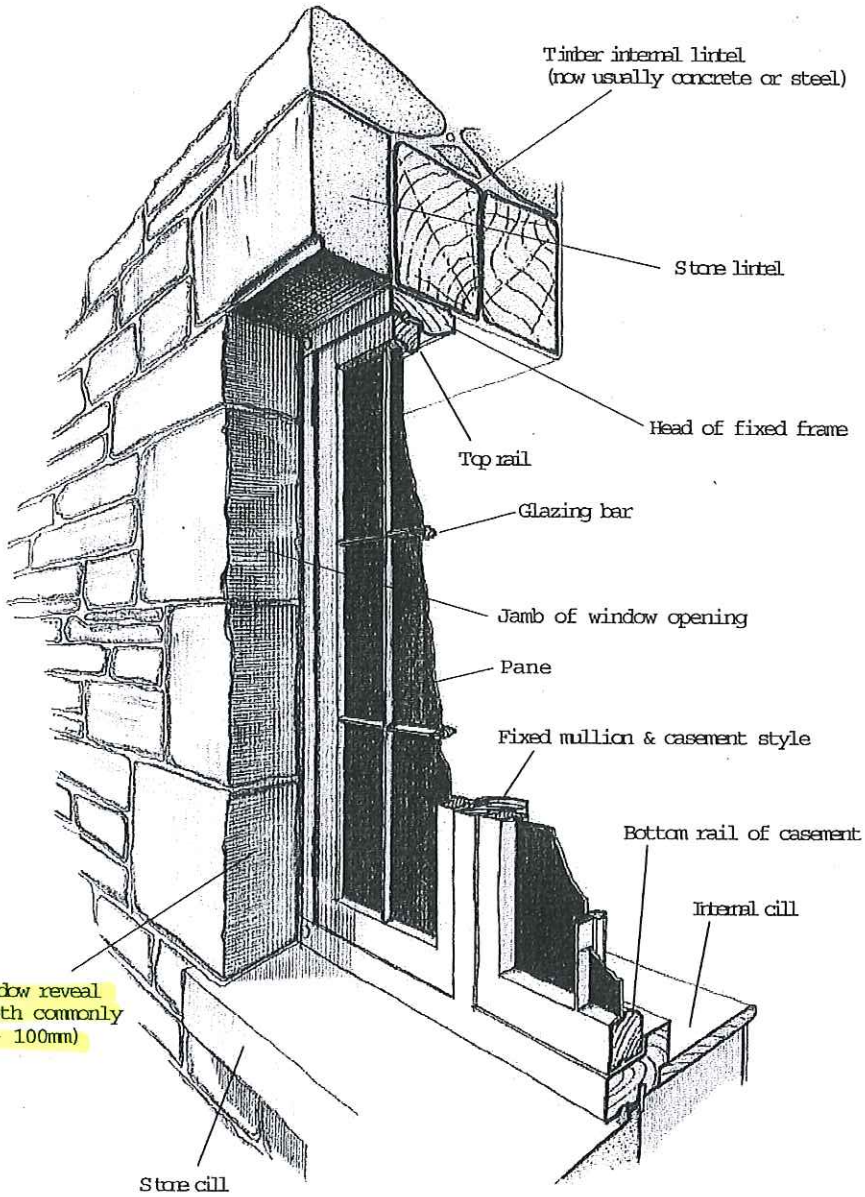

Variations in the head and cill treatments



Brick arch

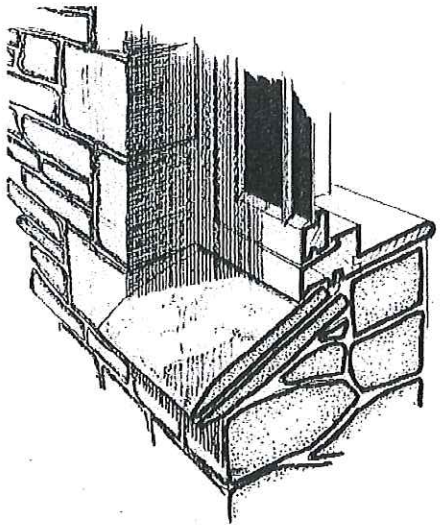

Stone slate cill

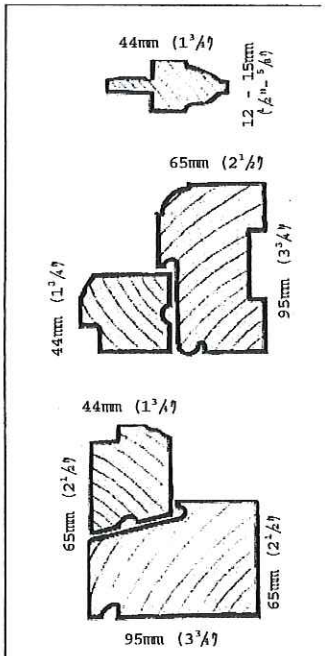

Common section sizes