

PHOTO 1





PHOTO 2



PHOTO 3



FRONT ELEVATION 1:100

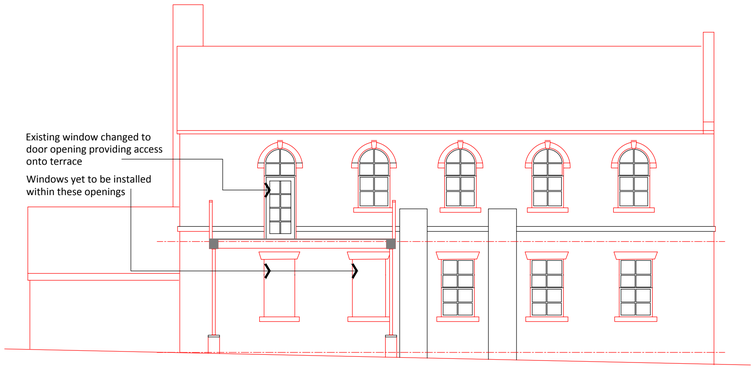

SECTION 1:100

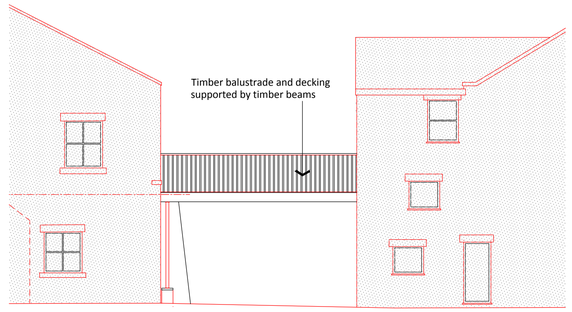

REAR ELEVATION 1:100

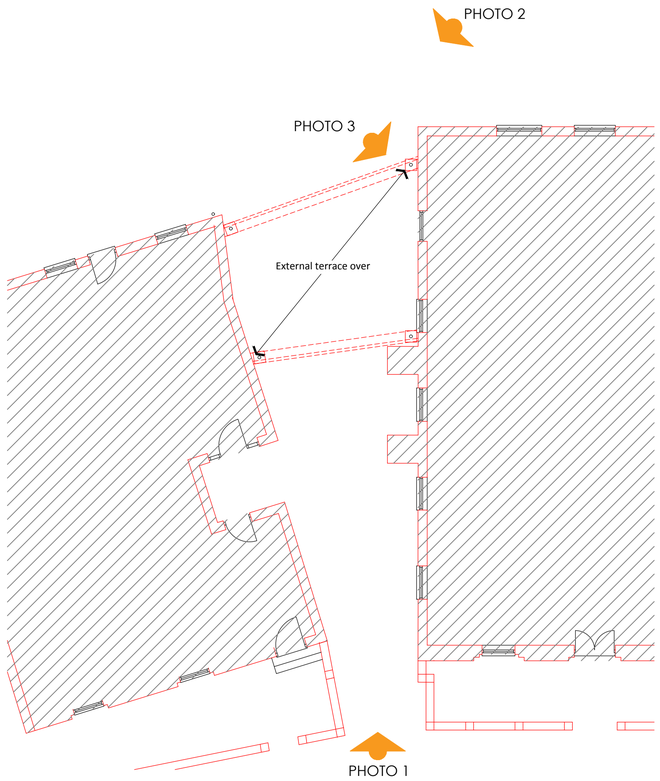

GROUND FLOOR PLAN 1:100

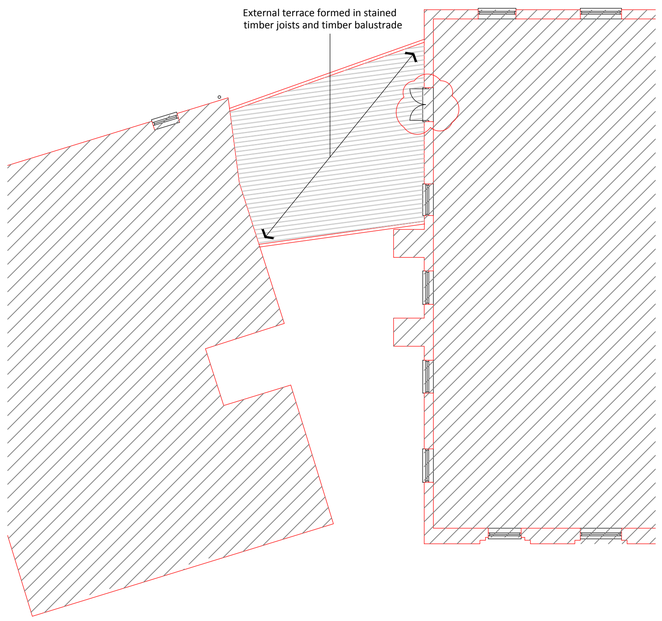

FIRST FLOOR PLAN 1:100

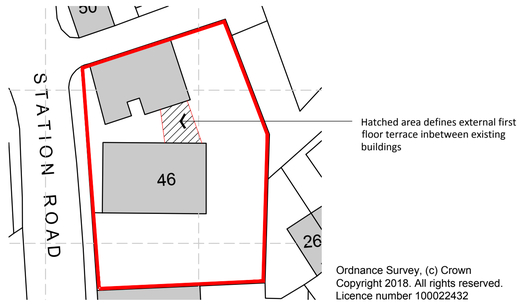

BLOCK PLAN 1:500



SITE LOCATION PLAN 1:1250

All Dimensions & Levels to be checked and verified by the contractor prior to works commencing. Contractors are advised to check dimensions with the architect before setting out on site.
Any errors to be reported to the Contract Administator immediately

The copyright of this drawing and design is vested in the Architectural Design Services company and mustnot be copied or reproduced without written consent

key

- existing building line.
- (e)rl — existing rooflight
- (e)g — existing gulley
- (e)svp — existing soil and vent pipes
- (e)rwp — existing rain water pipe
- (e)bf — existing boiler flue
- (e)mev — existing mechanical extract vent
- (e)w — existing water

revision	description	date
A	Door opening indicated	31-07-18
B	Block plan amended	08-08-18

client
MR Y HEALD

project
RETROSPECTIVE APPLICATION FOR EXISTING BALCONY + ACCESS DOOR

location
46b STATION ROAD
BIDDULPH

title
FLOOR PLANS, ELEVATIONS SITE PLANS AS EXISTING

drawn by	date	checked
SAL	MAY.18	

scale
1:100 @ A1

drawing	revision
1365: 01	**B**

issue
Survey

DESIGN21 architecture
07891 521 219 www.design-21.co.uk
grosvenor 21 regent street stoke on trent ST4 5HQ