Notes:

1. THIS DRAWING TO BE READ IN CONJUNCTION WITH THE ARCHITECTS / ENGINEERS DRAWINGS.

PROPOSED

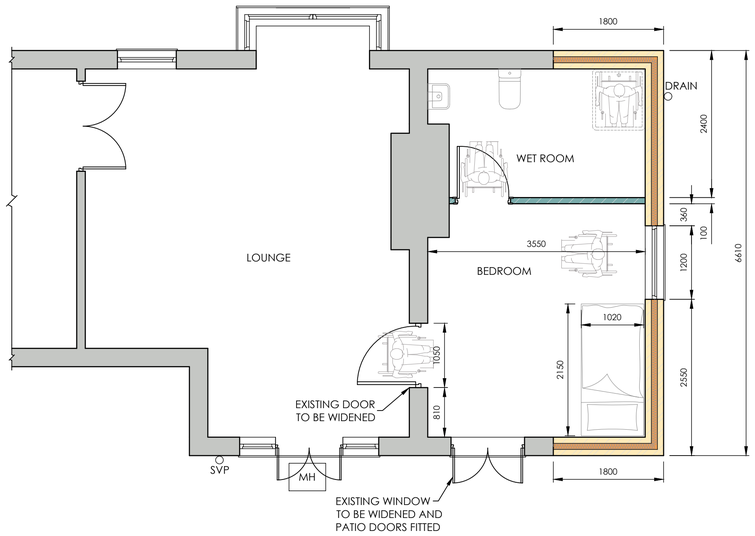

GROUND FLOOR PLAN

(Scale 1:50)

PROPOSED

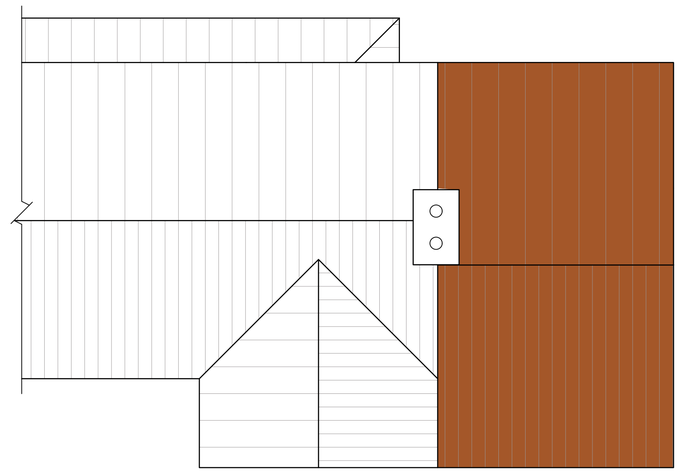

ROOF PLAN

(Scale 1:50)

PROPOSED



REAR ELEVATION

(Scale 1:50)

PROPOSED



SIDE ELEVATION

(Scale 1:50)

PROPOSED



FRONT ELEVATION

(Scale 1:50)

FOR GUIDANCE ONLY

SCALE

1:50 — 0mm — 10mm — 20mm — 50mm

1:75 — 0mm — 38mm — 75mm — 188mm

1:100 — 0mm — 1000mm — 2000mm — 5000mm

Rev.	Revision Description	Drn	Date
A	SCALE NOTES REMOVED FOR PLANNING	SPW	AUG 2018

Client: BANK VIEW HOUSE - UPPER TEAN

Suitability: PLANNING

Drawing Type: AutoCAD

Index No.: IDS-2018-215

Title: GENERAL ARRANGEMENT
PROPOSED FLOOR PLAN & ELEVATIONS

Scales: 1:50 @A1 & 1:100 @A3

Date: JUN 2018

Drawn by: SPW

Checked by:

Drawing No: BANK-IDS-215-DR-A-00-10-002

Revision: A

IDEAL DESIGN SOLUTIONS

Tel: 01889 568573
e-mail: enquiries@idsdesigns.co.uk

Drawing Design & Copyright of: Ideal Design Solutions.