Typical wall construction

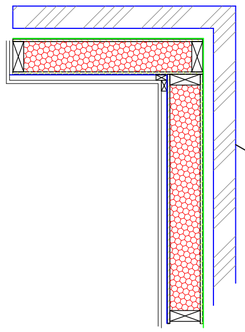

Red and brown brick to match existing neighboring properties, with timber frame 140mm studs and dry lined.

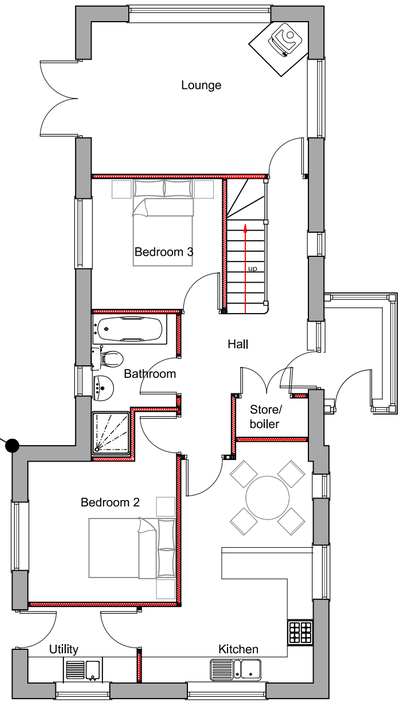

Ground floor plan

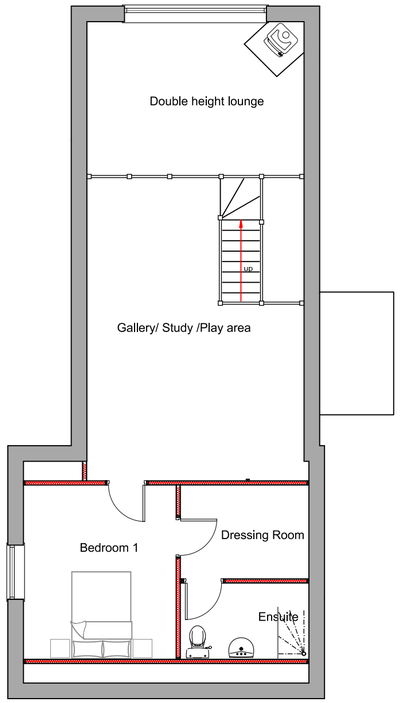

Upper floor plan

Metres
1 2 3 4 5 10

SCALE 1:100



Side elevation (West)

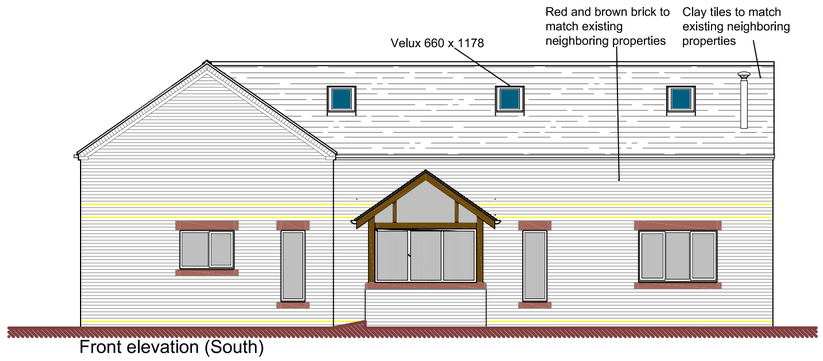

Front elevation (South)

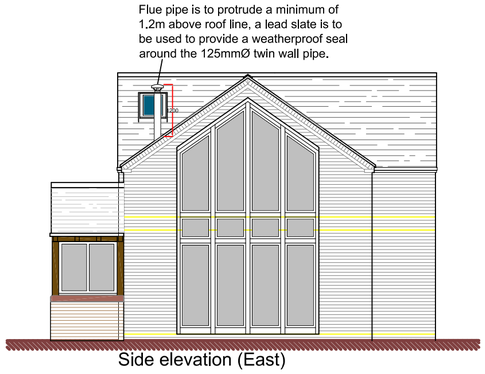

Side elevation (East)

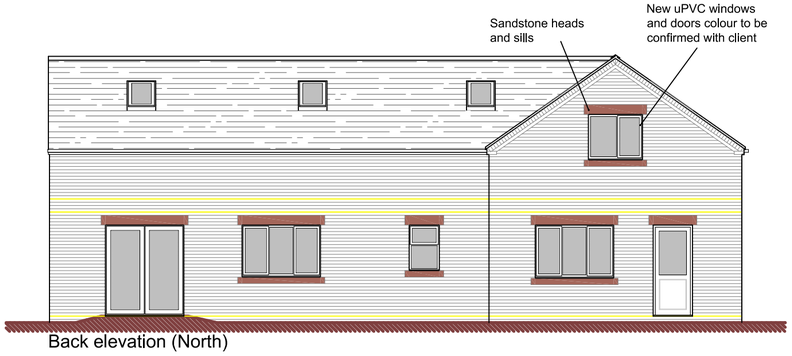

Back elevation (North)

DBD Architectural Consultancy Ltd ©2018

1. Copyright is vested with DBD Architectural Consultancy Ltd.

2. All dimensions to be checked on site before proceeding.

3. Contractor to check/adjust dimensions of new work to suit existing conditions.
Do not assume existing structure or details are plumb, square or level.

4. Contractor must notify the architect of any discrepancies before proceeding.

5. All drawings to be read in conjunction with all other consultants drawings and specs.

Rev	Date	Description
A	27.07.18	Minor amendments

DBD Architectural Consultancy

DBD Architectural Consultancy Ltd
50 Broad Street, Leek,
Staffordshire, ST13 5NS
01538 383118
mail@dbdconsultants.co.uk
www.dbdconsultants.co.uk

Client
Mr & Mrs Cartlidge
The Hollies, Caverswall
ST11 9ES

Project
Proposed new dwelling on Land beside The Hollies

Title
Plans and elevations as proposed

Stage: Planning			
Size: A2		Date: 04.07.18	Job No: 1826 - 100
Scale: 1:100			
Drawing Number: PL 03A			