Planning Conditions Discharge Drawing LPA ref: Application no: SMD/2017/0379
Determined on: 16/02/2018
Conditions 5-6-9

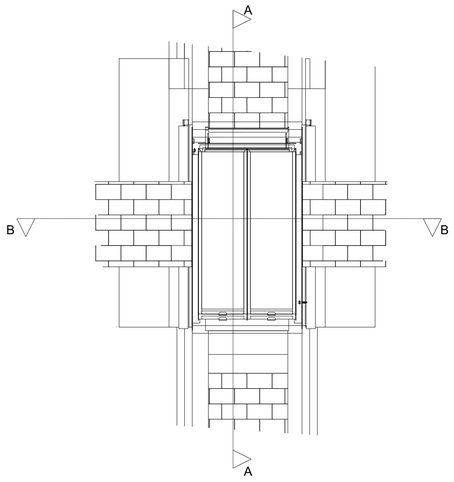

D05 Conservation Roof Light 1:20

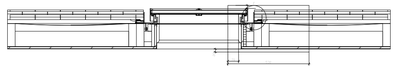

SECTION B-B

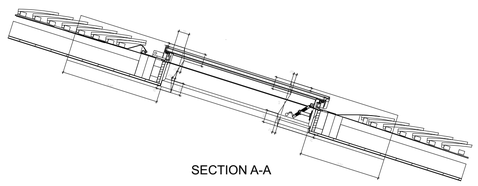

SECTION A-A

D05 Conservation Roof Light 1:20

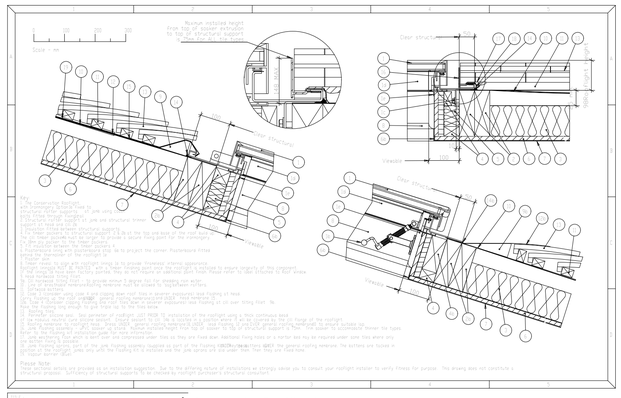

Conservation Roof light by the
Roof Light Company

D05 Conservation Roof Light 1:10



Front Elevation 1:100

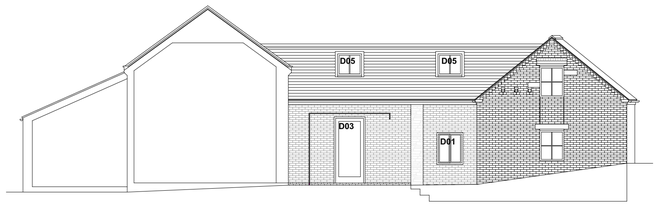

Rear Elevation 1:100



SECTION A-A

Ibstock Enclosed Bat Box 'C'

Large Box
Height: 290mm
Width: 215mm
Depth: 105mm
Weight: 9.2kg
Colour: Smooth Red
WEST ELEVATION

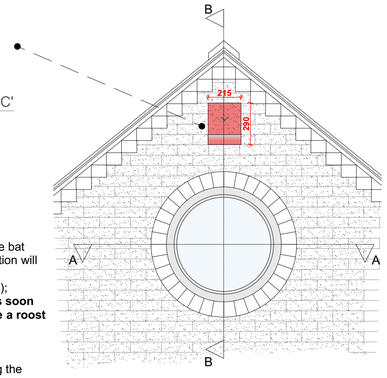

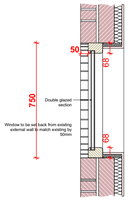

SECTION B-B

CONDITION 6
Timetablefor the installation of the bat roosting sites (showing how creation will be aligned
with other phases of construction);
The bat box will be installed as soon as agreed by the LPA to ensure a roost for bats is available.

- Person responsible for installing the structure; **These will be the builder as this is a masonary item.**

- Initial aftercare and long term maintenance of the artificial bat roost. - **The roost is maintenance free as dropping and debris are naturally deflected by design.**

D04 Typical Window Joinery Details 1:20

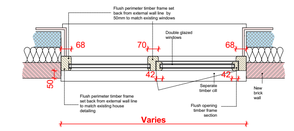

SECTION A-A

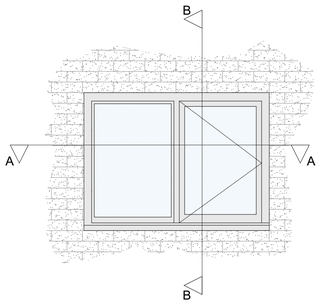

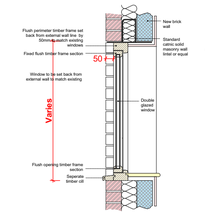

SECTION B-B

D01 Typical Window Joinery Details 1:20

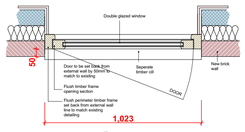

SECTION A-A

Notes:

All timber windows and doors to recieve paint finish

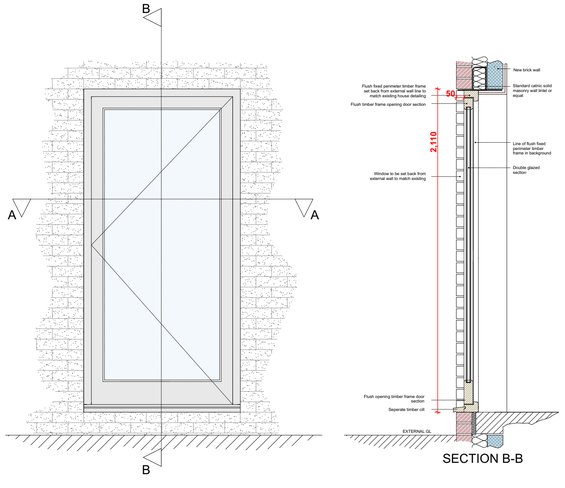

SECTION B-B

D03 Single Door Joinery Details 1:20

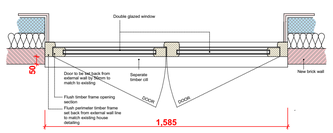

SECTION A-A

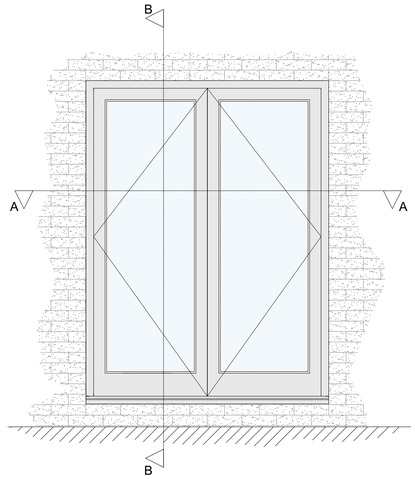

SECTION B-B

D02 Double Door Joinery Details 1:20

aaron chetwynd ARCHITECT STUDIO

Copyright©
This drawing and the designs depicted may not be reproduced in whole or in part without the prior written permission of Aaron Chetwynd Architect Studio LLP

Aaron Chetwynd Architect Studio LLP
3 New Stables, Ingestre,
STAFFORDSHIRE
ST18 0RE

Tel. +44 (0)1889 270013
consult@aaronchetwynd.com
www.aaronchetwynd.com

Registered in England & Wales No. OC356003

RIBA Chartered Practice

NOTES:
All dimensions to be checked on site before work commences. Figured dimensions to take preference over those scaled. If in doubt ask.

CONSTRUCTION PHASE HAZARD IDENTIFICATION
In accordance with the Construction (Design & Management) Regulations 2015

CDM The hazard sign is a notification to other designers and contractors of foreseeable exceptional risks resulting from the design activities carried out by **aaron chetwynd Architect Studio**. which are beyond those reasonably expected to be identified by a competent person.

DRAWING REVIEWED: (yes OR no)	See drg.	EXCEPTIONAL RISKS/ RISK CONTROL MEASURES: (none OR see evening triangle on drawing)	See drg.

Construction Risks	Maintenance/cleaning Risks	Demolition/adaptation Risks

In addition to the hazard/risks normally associated with the types of work detailed on this drawing take note of the above. It is assumed that all works on this drawing will be carried out by a competent contractor working, where appropriate, to an appropriate method statement.

Safety Health and Environmental Information Box

Notes
This document and its design content is copyright ©. It shall be read in conjunction with all other associated project information including models, specifications, schedules and related consultants All dimensions tobe checked on site. Immediately report any discrepancies, errors or omissions on this document to the Originator. If in doubt ASK.

Contractors are advised to check dimensions with the architect before setting out on site.

RevID	Issue ID	Issue Name	Issue Date	Issuer-Initis	Status	Approved by

CLIENT:
Mr & Mrs Granger

PROJECT DETAILS:
Coyney Grove Farm, March Lane,
Cellarhead, STOKE ON TRENT,
Staffordshire,
ST9 0DL.

DRAWING TITLE:
Planning Conditions Drawing
Application no: SMD/2017/0379
Determined on: 16/02/2018

DRAWING PURPOSE:
Discharge of LPA Conditions

SCALE	PAPER SIZE	DRAWN BY
AS STATED	A1	TL

Drawing Number							
project	originator	zone	level	type	role	number	rev
RWP -	TL -	-	-	-	- A	1583DIS001	A