Copyright: of this drawing is vested in the Architect and it must not be copied or reproduced without consent. **Approval**: *This drawing is issued for Planning purposes only. Please note that paper prints of this drawing may not be an accurate reproduction of the given scale. Key dimensions are noted for reference.* Unless marked as such drawing should not be used for Construction purposes. Detailed setting out drawings will need to be supplied for Tender and Construction purposes. Figured **dimensions only** are to be taken from this drawing.
All Dimensions and Levels are to be checked on site, prior to commencement. All contractors are to be responsible for taking and checking all dimensions relative to their work. Dimensions are in millimetres unless otherwise stated. bpArchitecture are to be advised of any variation between drawings and site conditions. This drawings is to be read in conjunction with all other consultant's drawings, specifications and schedules. IF IN DOUBT ASK

Rev.	Drawn	Comments	Date

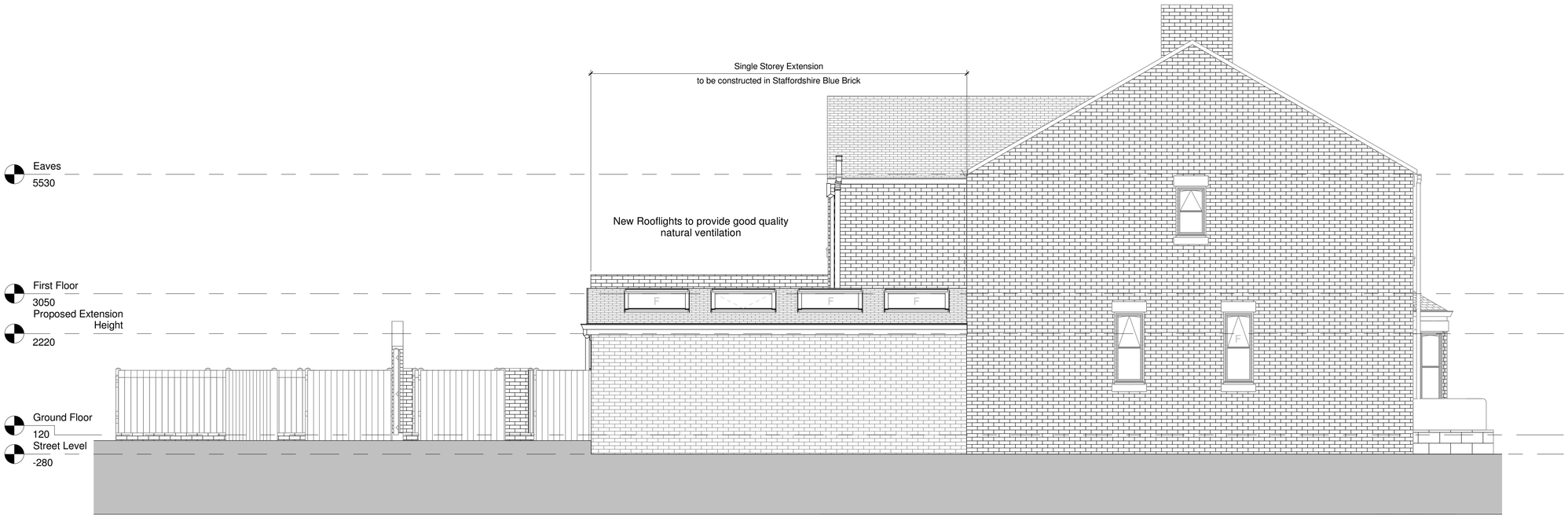

Proposed South Elevation
1 : 50

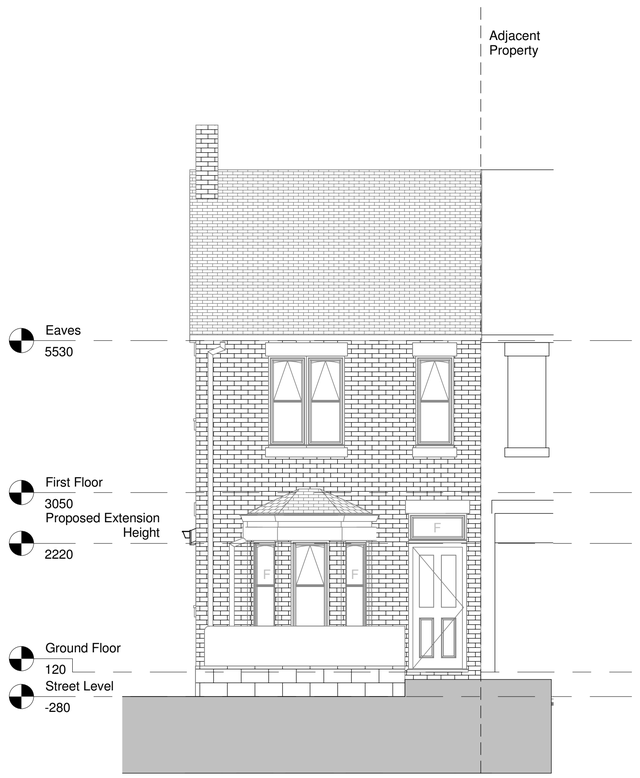

Proposed East Elevation
1 : 50

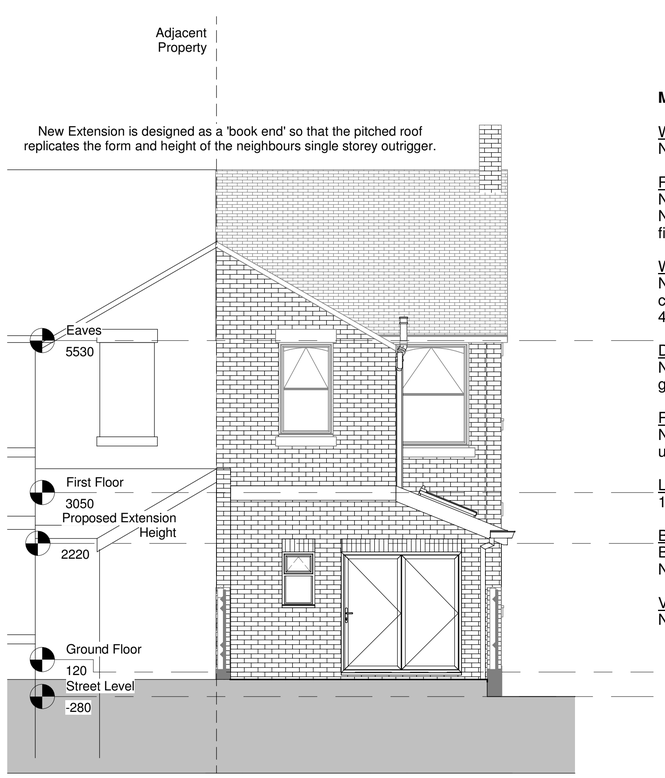

Proposed West Elevation
1 : 50

Materials

Walls
New walls to be cavity constructed faced with staffordshire blue brick.

Roof
New pitched roof to be finished with Staffordshire blue plain.
New Flat roof to be have grey PVC high performance roof membrane finish.

Windows
New window to be grey uPVC with top hung outward opening sash casements to match existing.
4no. Rooflights. 1no. opening 3no. fixed

Doors
New rear bifolding door to be grey uPVC with a full height toughened glass.

Rainwater Goods
New rainwater goods black uPVC round profiled down pipes and black uPVC round profiled gutters to match existing.

Lighting
1no. Amenity light to rear patio to be relocated to suit extension.

Boundary Treatments
Boundary wall to be removed where new extension would take its place.
No Alterations to the remaining boundary.

Vehicle Hard Standing
No Alterations

Approval: This drawing has been prepared soley for the purposes of obtaining either Planning Consent or Building Regulation Approval.
Do not use this drawing for Construction purposes unless marked 'For Construction'; it may be necessary to augment/amend the drawing for this purpose.

CDM: Work must not start on site before a Construction Phase Health and Safety Plan is in place (if applicable). Client is responsible for ensuring that a Principal Designer and/or Principal Contractor has been appointed and the Health and Safety executive have been notified (for projects which will involve more than 500 person days and/or will last more than 30 working days on site).

bp Architecture
☎: 01782 515 555
✉: Enquiries@bpArchitecture.co.uk
🌐: www.bparchitecture.co.uk
93 High Street Biddulph Staffs ST8 6AB
Architects : Conservation : Interior Architecture : Landscape

Client
Mr and Mrs Cole

Project
62 Congelton Road Biddulph, ST8 6DX

Title **Proposed Elevations**

Status **RIBA Stage 3: Planning**

Date **05/29/18** Drawn **DD**

Scale @A1 **1 : 50** Checked **BSP**

Project No 18-041 Drawing No. AS(0)06 Rev

A1 File Ref: BPA\ 07/06/2018 10:25:50

A1