All heights, sizes and dimensions should be checked on site by the contractor before any work is put in hand.

Figured dimensions should be taken in preference to scaling and any errors or omissions reported to the architect at once

This drawing has been prepared in accordance with the CDM (Construction Design and Management) and all foreseeable design risks to those involved or affected by construction have been avoided wherever possible

Scale 1 : 50

0 0.5 1 2.5 5 m



Existing Principal West Elevation
SCALE 1 : 50

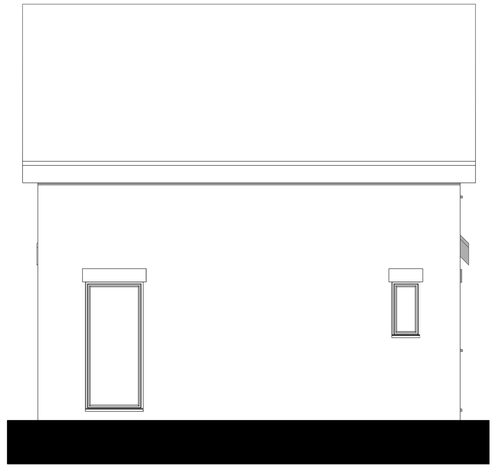

Existing South Elevation
SCALE 1 : 50



Existing Rear East Elevation
SCALE 1 : 50

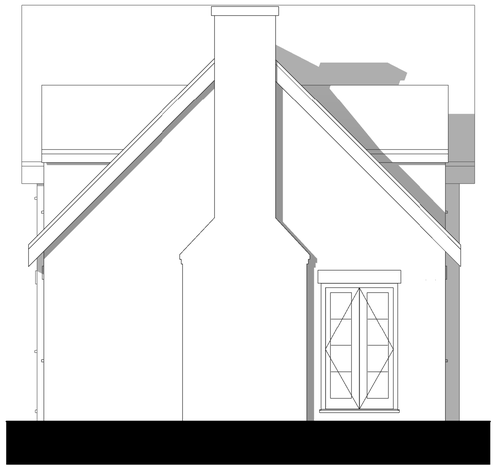

Existing North Elevation
SCALE 1 : 50

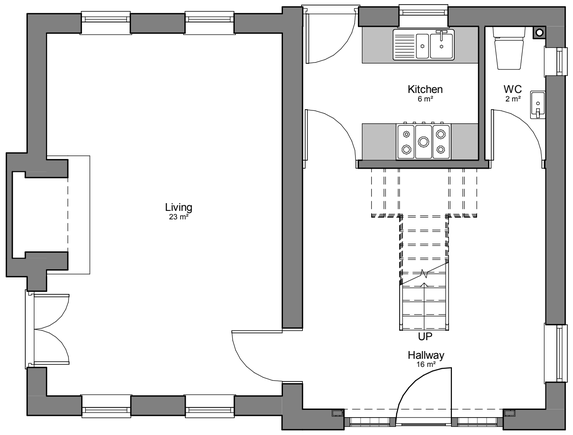

Existing Ground
SCALE 1 : 50

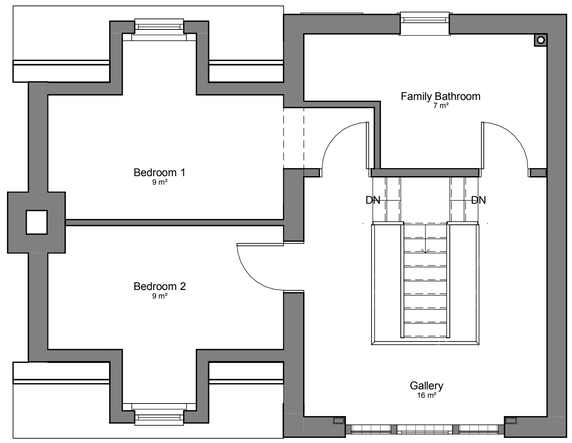

Existing First
SCALE 1 : 50

Rev	Date	By	Detail

Drawing status
S3- Planning

Client
Mr & Mrs Slaney

Project/Location
Variation to approved plans:
Lynwood, Renwick Lane,
Winnothdale, Cheadle,
Staffordshire, ST10 1TX

SMYTHEMAN ARCHITECTURAL
12 High Street
Tean
Stoke-on-Trent
ST10 4DZ
United Kingdom
T +44 (0)1538 722097
F +44 (0)1538 722185
mail@smytheman.co.uk
www.smytheman.co.uk

Drawing title
Existing Plans

Scale(s)	Date	Drawn	Checked	Job Number
1 : 50 @A1	April 2018	BJ	TM	3090

Drawing number **Revision**
BS-SA-XX-XX-DR-A-0201

\\NAS-6E-EB-28\Documents\Drawings\Current Drawings\3090 SLANEY\01-Architectural\01 WIP\CAD\BS-SA-XX-XX-M3-A_Lynwood.rvt