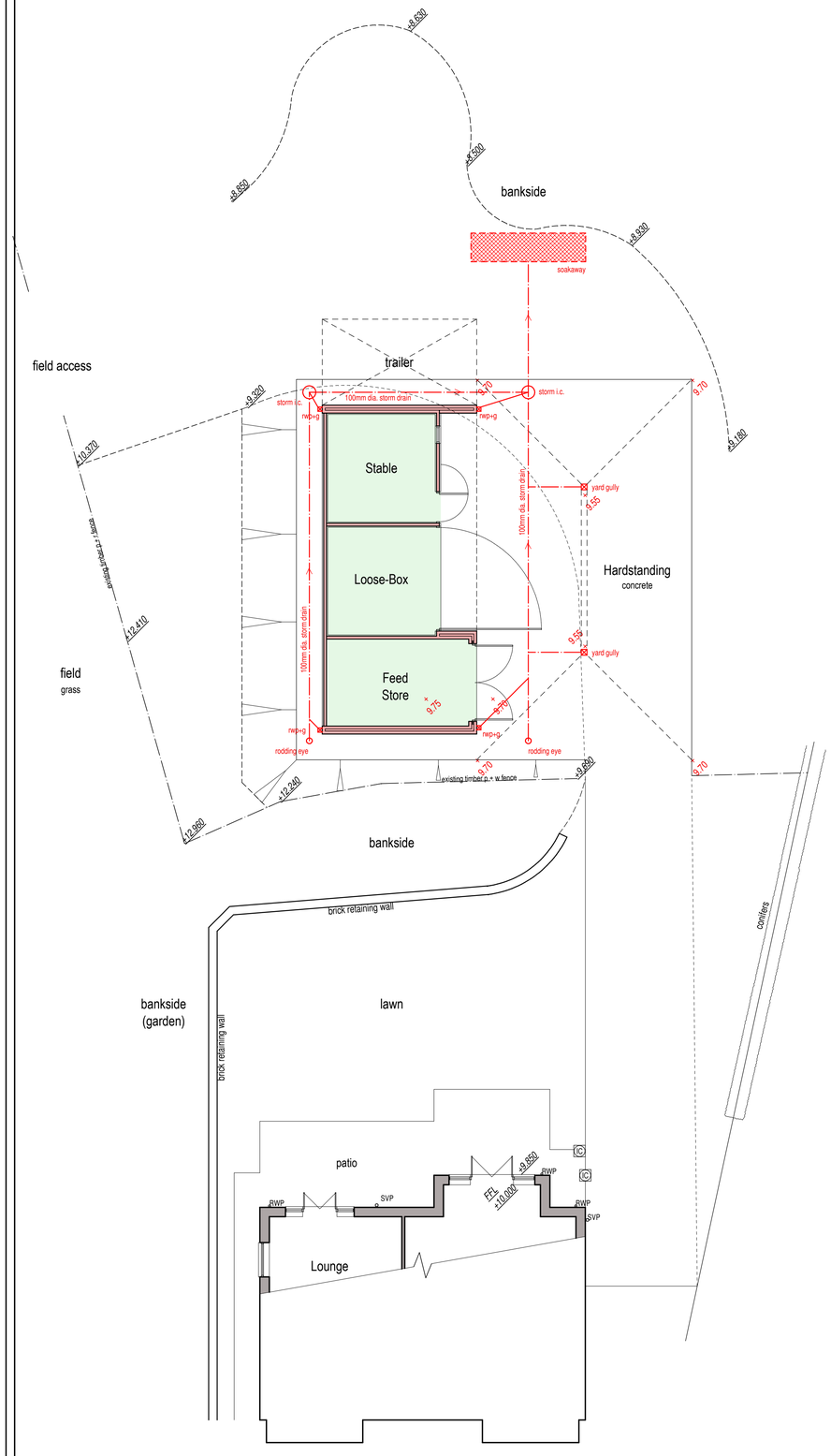

Site Plan

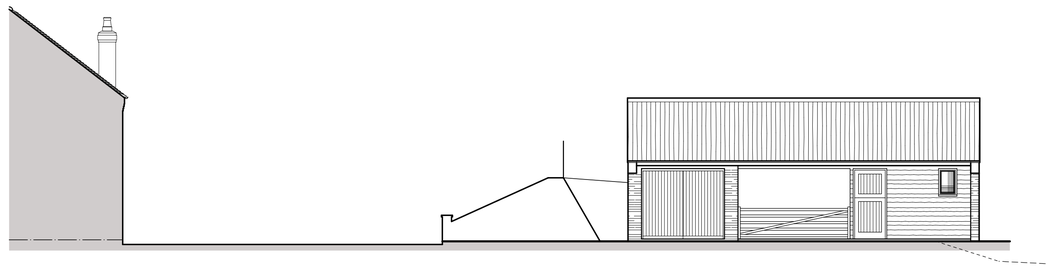

Sectional Elevation
(South-West)

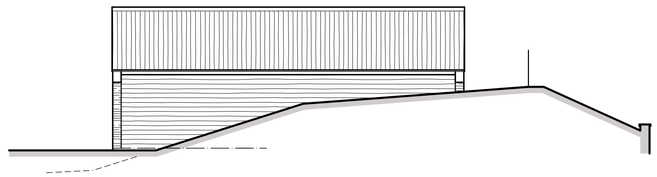

Sectional Elevation
(North-East)



South-East Elevation

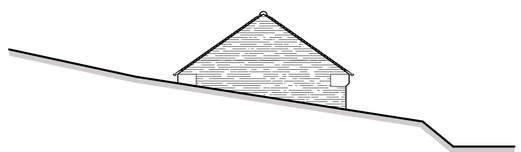

Sectional Elevation (North)

PROPOSED SCHEME

It is proposed that a stable block be created

EXTERNAL MATERIALS

Roof :-
Clay plain tiles to match existing dwelling

Eaves :-
Reconstituted stone

Walls :-
Mixture of brickwork to match existing dwelling and horizontal cedar boarding where indicated.

Rainwater Goods :-
Black rainwater goods to match existing.

Window :-

Doors :-
Vertically boarded clear treated softwood with

DRAINS
All pipes shall be BS EN 295-part-1:1991, 100mm diameter (or otherwise specified) with flexible jointing collars, and generally laid between 1 in 30 + 1 in 80 gradients. Bed and backfill in accordance with manufacturer's instructions.
Storm drains to have trapped gullies to collect rainwater.
Yard gullies are to be installed as indicated and are to include a silt trap as indicated on the attached gully detail.
Fit rodding eyes to head of branches as indicated.
Inspection chambers shall be of pvc or pre-cast concrete units laid on and surrounded with 100mm thickness of concrete.
Fix suitable galvanised cover and frame.
In masonry chambers form 150mm high benching to channels.
Storm drains are to discharge into suitable designed soakaway as described below.

SOAKAWAYS
Soakaways to be designed in accordance with the BRE Digest 365. A standard porosity test should be carried out by the Client or Contractor before installing any soakaway to ensure the suitability of the sub strata.
Any soakaway must be located minimum 5.0m from a building or road and 2.5m from any boundary. When in normal ground they shall be at least 1.0m diameter and 1.5m deep below the invert (agree size and location with L A Inspector on site), backfill with selected rubble, top with 150mm depth of gravel with polythene sheet laid over and min 300mm soil ground cover.

MANURE STORAGE
Manure created by the horses housed within the proposed stables is to be collected and stored in a trailer sited to the south east of the proposed building that will be emptied once full.



scale bar @ 1:100

Mr & Mrs Mellor

PROPOSED STABLE AT
MOONWOOD,
CHEDDLETON ROAD, BIRCHALL,
LEEK, STAFFS,
ST13 5QZ

PLANNING PROPOSAL
SITE PLAN + ELEVATIONS

Date	Sheet	Scale
JANUARY 2018	A1	1:100
Drg No.	Rev.	Drawn
2017-2285-03	A	NAW

A - 08/05/2018 - DRAINAGE LAYOUT INDICATED

SAMMONS Architectural LIMITED
Chartered Institute of Architectural Technologists Registered Practice
10 Cawdry Buildings, Fountain Street, Leek. ST13 6JP
Telephone: 01538 386002
E-mail: info@sammonsltd.co.uk
Web: www.sammonsltd.co.uk

This drawing is copyright.
All dimensions must be checked prior to commencement.