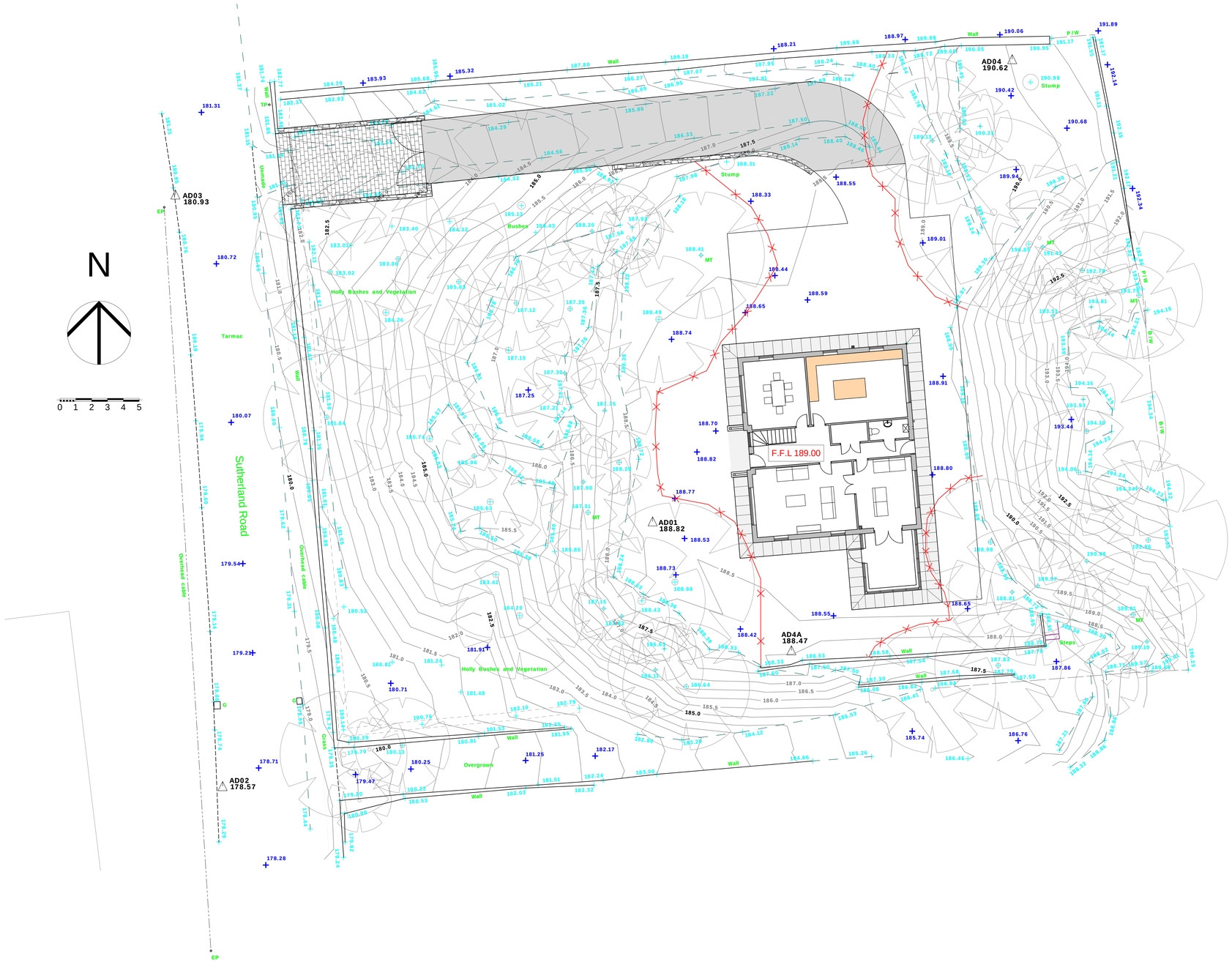

TREE PROTECTION PLAN 1:100

TREE PROTECTION
ALL EXISTING TREES TO BE RETAINED ARE TO BE PROTECTED DURING THE CONSTRUCTION PERIOD WITH PROTECTIVE FENCING. NO BUILDING MATERIALS TO BE SORTED UNDER TREE CANOPY. PROTECTIVE FENCE TO BE TIMBER POST AND RAIL OR SCAFFOLD POLES WITH LUMINOUS WARNING TAPE. TREES TO BE MAINTAINED IN WEED FREE CONDITION WITH ANY LOSS OR DAMAGE WITHIN 2 YEARS OF PLANTING TO BE REPLACED.

THIS TREE PROTECTION PLAN SHOWS THE ALIGNMENT OF TREE PROTECTION FENCING (TPF) ALL TPF SHALL BE INSTALLED PRIOR TO ANY OF THE FOLLOWING TAKING PLACE.

1, PLANT AND MATERIAL DELIVERY
2, DEMOLITION
3, SOIL STRIPPING
4, CONSTRUCTION WORKS
5, UTILITY INSTALLATION
6, LANDSCAPING.

TYPICAL TPF IS SUITABLE FOR AREAS OF HIGH INTENITY DEVELOPMENT, AND SHALL COMPRISE OF INTERLOCKING WELD MESH PANELS, WELL BRACED TO RESIST IMPACTS BY ATTACHMENT TO SCAFFOLD WORK THAT IS SET FIRMLY INTO THE GROUND.

ONCE THE EXCLUSION ZONE HAS BEEN PROTECTED BY BARRIERS AND/OR GROUND PROTECTION, CONSTRUCTION WORK CAN COMMENCE. ALL WEATHER NOTICES MAY BE ERECTED ON THE BARRIERS.

RESTRICTIONS WITHIN TREE PROTECTION AREAS
INSIDE THE EXCLUSION AREA OF THE FENCING, THE FOLLOWING SHALL APPLY.

- NO MECHANICAL EXCAVATION WHATSOEVER.
- NO EXCAVATION BY ANY OTHER MEANS WITHOUT ARBICULTURAL SITE SUPERVISION.
- NO HAND DIGGING WITHOUT WRITTEN METHOD STATEMENT.
- NO LOWERING OF LEVELS FOR ANY PURPOSE (EXCEPT REMOVAL OF GRASS SWARD USING HAND TOOLS.
- NO STORAGE OF PLANT MATERIALS
- NO STORAGE OR HANDLING OF ANY CHEMICALS INCLUDING CEMENT WASHINGS
- NO VEHICULAR ACCESS
- NO FIRE LIGHTING.

IN ADDITION TO THE ABOVE, FURTHER PRECAUTIONS ARE NECESSARY ADJACENT TO TREES

- NO SUBSTANCES INJURIOUS TO TREE HEALTH, INCLUDING FUELS, OIL, BITUMEN, CEMENT (INCLUDING CEMENT WASHINGS), BUILDERS SAND, CONCRETE MIXING AND OTHER CHEMICALS SHALL BE STORED OR USED WITHIN OR DIRECTLY ADJACENT TO THE PROTECTION AREAS OF RETAINED TREES.
- NO FIRES SHALL BE LIT SUCH THAT FLAMES COME WITHIN 5M OF TREE FOLIAGE.

KEY.

TREE PROTECTION FENCE.

BRITISH STANDARD BS 5837:2012

Figure 3 **Examples of above-ground stabilizing systems**

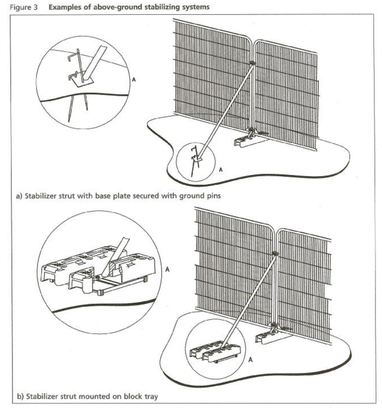

FENCE DETAIL 2

Figure 2 **Default specification for protective barrier**

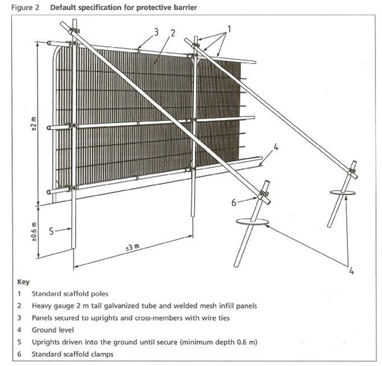

FENCE DETAIL 1

Rev ID Date Comment

wood | goldstraw | yorath
ARCHITECTS QUANTITY SURVEYORS CDM CO-ORDINATORS

Churchill House, Regent Road, Stoke on Trent, ST1 3RH.
Tel: 01782 208600 Fax: 01782 208712 E-mail: info@woodgoldstraw.co.uk
www.woodgoldstraw.co.uk

Client.
MR K SHAW

Project.
PROPOSED NEW DWELLING

Scale 1:100, 1:200 | Issue Date 01/03/2018
Sheet Size A0 | Drawn

Title.
TREE PROTECTION PLAN

Drawing Number 3811-02-08 | Revison ID

CAD file path:
X:\C S MILLINGTON'S TEAM\SHAW - KEITH - 3811\03 Drawings and Docs\CAD\NEW DWELLING.pln

Copyright. Wood Goldstraw Yorath LLP

Contractors are to check all dimensions on site and refer any discrepancies to the Architect immediately. This drawing has been prepared for planning purposes only and to the best of our knowledge for original digital document is accurate at the tabled scale. However, we cannot accept liability for the accuracy of third party data (OS mappings, topographical survey information, etc) used as background to our drawings. Figured dimensions are to be taken in preference to scaled. Key dimensions are noted for reference and any further specific dimensional information can be provided upon request.

PDF created with pdfFactory Pro trial version www.pdffactory.com