All heights, sizes and dimensions should be checked on site by the contractor before any work is put in hand.

Figured dimensions should be taken in preference to scaling and any errors or omissions reported to the architect at once

This drawing has been prepared in accordance with the CDM (Construction Design and Management) and all foreseeable design risks to those involved or affected by construction have been avoided wherever possible

Materials	
EO1	Existing oak summer house
G1	Glazing type 1 - UPVC framed windows
G2	Glazing type 2 - UPVC framed Bi-fold doors
O1	Oak Frame 1 - Oak framed front porch
R1	Roof type 1 - Tile to match existing
R2	Roof type 2 - Aluminium framed rooflight
W1	Wall type 1 - Brick wall to match existing

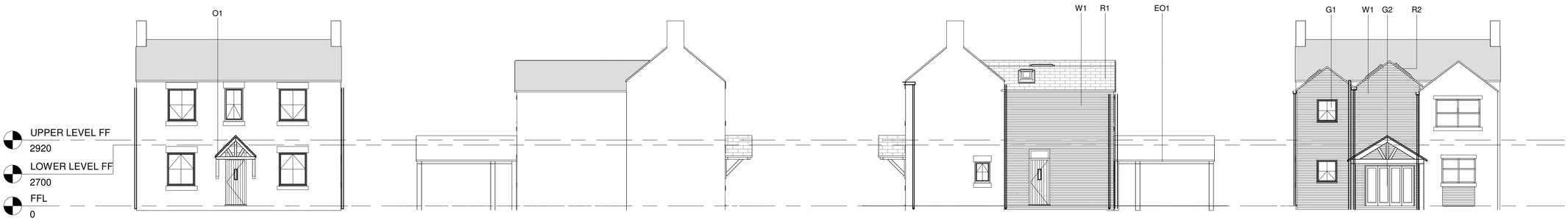

3 0202 Front Elevation as proposed
SCALE 1 : 100

5 0202 Side Elevation A as proposed
SCALE 1 : 100

6 0202 Side Elevation B as proposed
SCALE 1 : 100

4 0202 Rear Elevation as proposed
SCALE 1 : 100

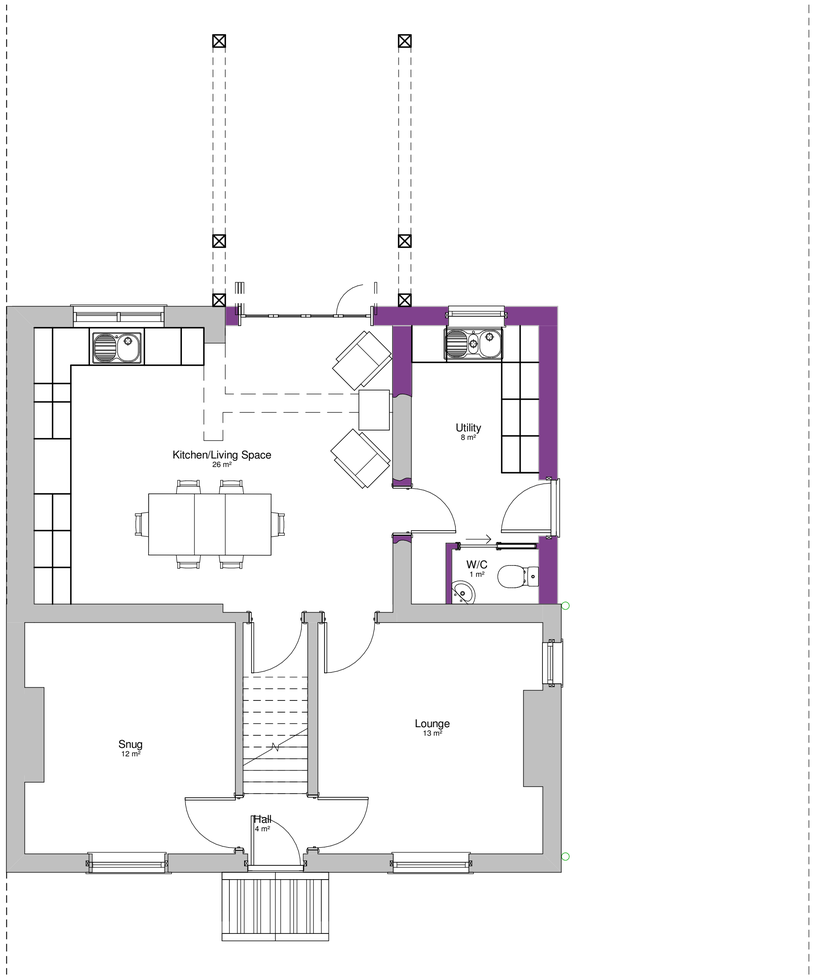

2 0202 Ground Floor Plan as proposed
SCALE 1 : 50

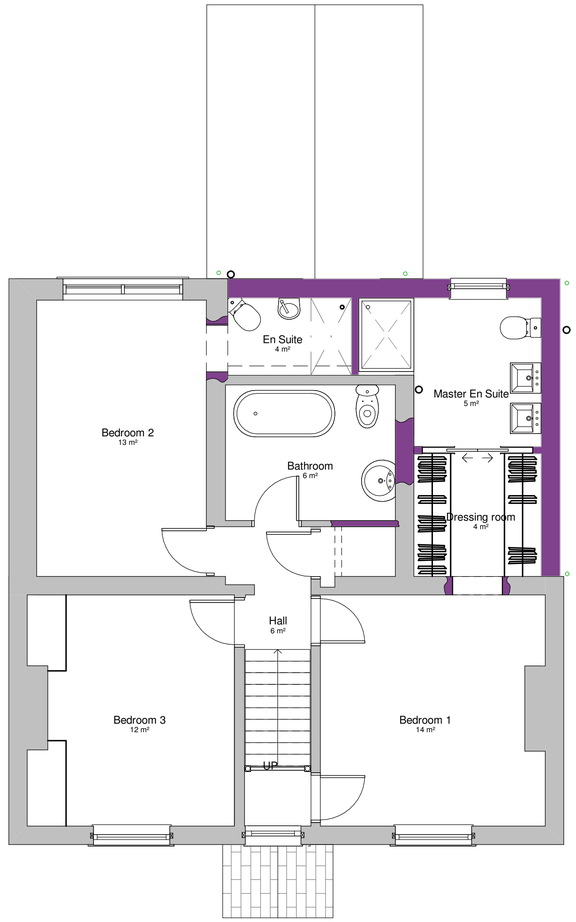

1 0202 First Floor Plan as proposed
SCALE 1 : 50



Rev	Date	By	Detail
P1	17/11/17		Revised layout and increased scope to clients brief

Drawing status
S4

Client
Mr & Mrs C. Millar

Project/Location
Proposed Rear extension
407 Cheadle Road
Cheddleton
Staffordshire
ST13 7BH

SMYTHEMAN ARCHITECTURAL
12 High Street
Tean
Stoke-on-Trent
ST10 4DZ
United Kingdom
T +44 (0)1538 722097
F +44 (0)1538 722185
mail@smytheman.co.uk
www.smytheman.co.uk

Drawing title
Proposed Plans and Elevations

Scale(s)	Date	Drawn	Checked	Job Number
As indicated @A1	05/12/17	A.Durber	T.Mountford	3038

Drawing number VMLR-SA-XX-XX-DR-A-0202

Revision P1

\\nas-6E-EB-28\Documents\Drawings\Current Drawings\3038 MILLAR\01-Architectural\01 WIP\CAD\3038ddddddd.rvt