All heights, sizes and dimensions should be checked on site by the contractor before any work is put in hand.

Figured dimensions should be taken in preference to scaling and any errors or omissions reported to the architect at once

This drawing has been prepared in accordance with the CDM (Construction Design and Management) and all foreseeable design risks to those involved or affected by construction have been avoided wherever possible

Materials	
EG1	Existing Glazing - UPVC Windows
EO1	Existing oak summer house
ER1	Existing roof 1 - Clay tiles
EW1	Existing Wall 1 - Brick

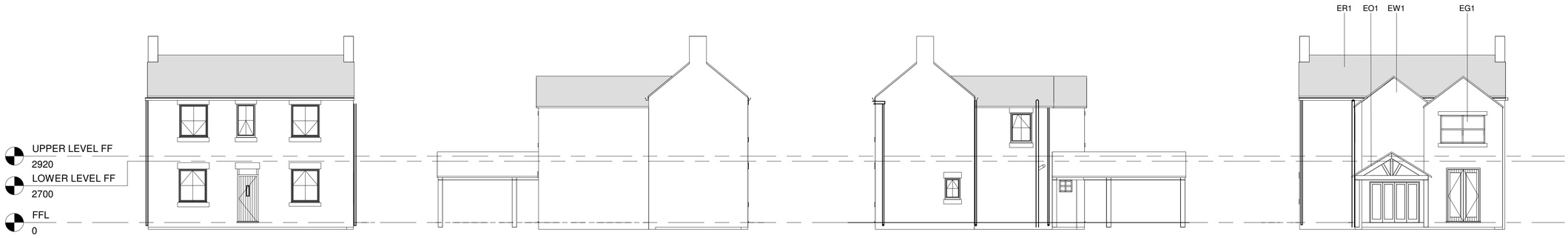

3 / 0201 Front Elevation
SCALE 1 : 100

5 / 0201 Side Elevation A
SCALE 1 : 100

6 / 0201 Side Elevation B
SCALE 1 : 100

4 / 0201 Rear Elevation
SCALE 1 : 100

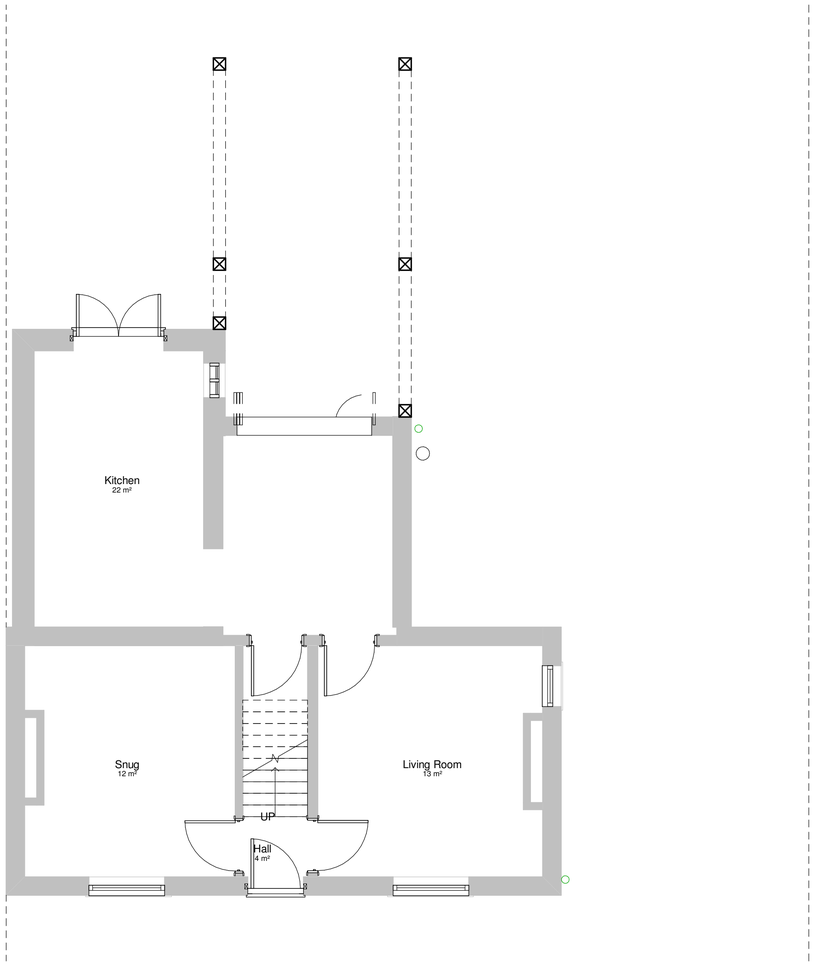

1 / 0201 FFL
SCALE 1 : 50

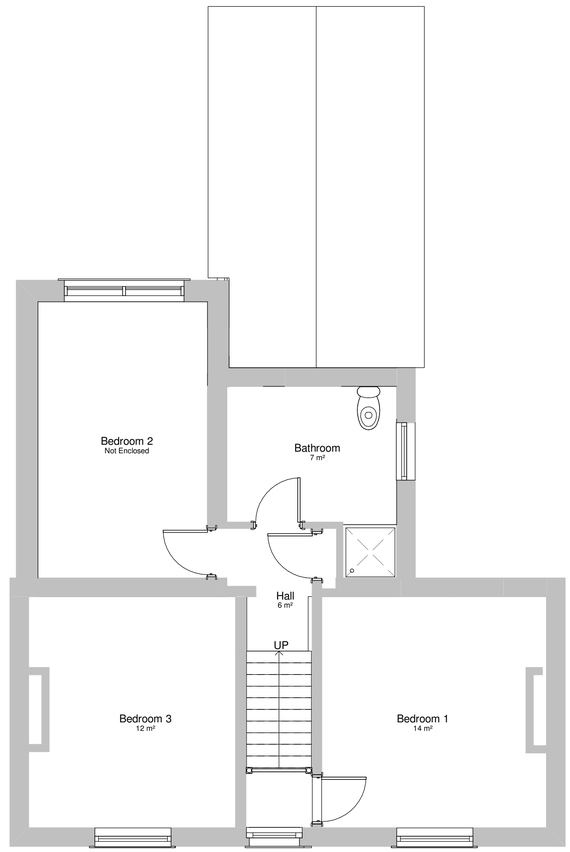

2 / 0201 LOWER LEVEL FF
SCALE 1 : 50

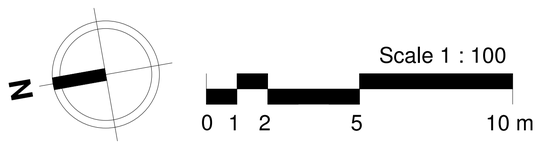

Rev Date By Detail

Drawing status
S4

Client
Mr & Mrs C. Millar

Project/Location
Proposed Rear extension
407 Cheadle Road
Cheddleton
Staffordshire
ST13 7BH

SMYTHEMAN ARCHITECTURAL
12 High Street
Tean
Stoke-on-Trent
ST10 4DZ
United Kingdom
T +44 (0)1538 722097
F +44 (0)1538 722185
mail@smytheman.co.uk
www.smytheman.co.uk

Drawing title
Plans & Elevations as Existing

Scale(s)	Date	Drawn	Checked	Job Number
As indicated @A1	10/06/15	Author	Checker	3038

Drawing number **Revision**
VMLR-SA-XX-XX-DR-A-0201

\\nas-6E-EB-28\Documents\Drawings\Current Drawings\3038 MILLAR\01-Architectural\01 WIP\CAD\3038ddddddd.rvt