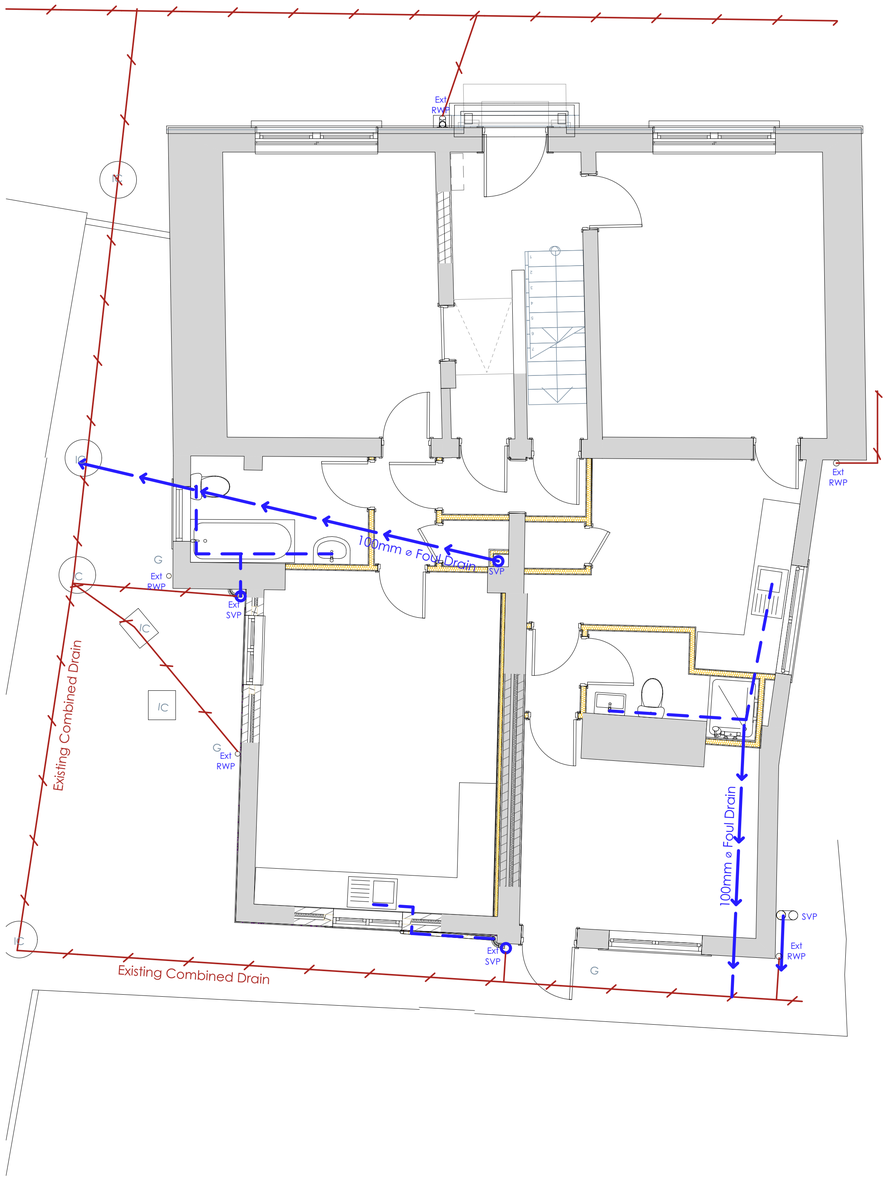

Ground Floor Drainage 1:50

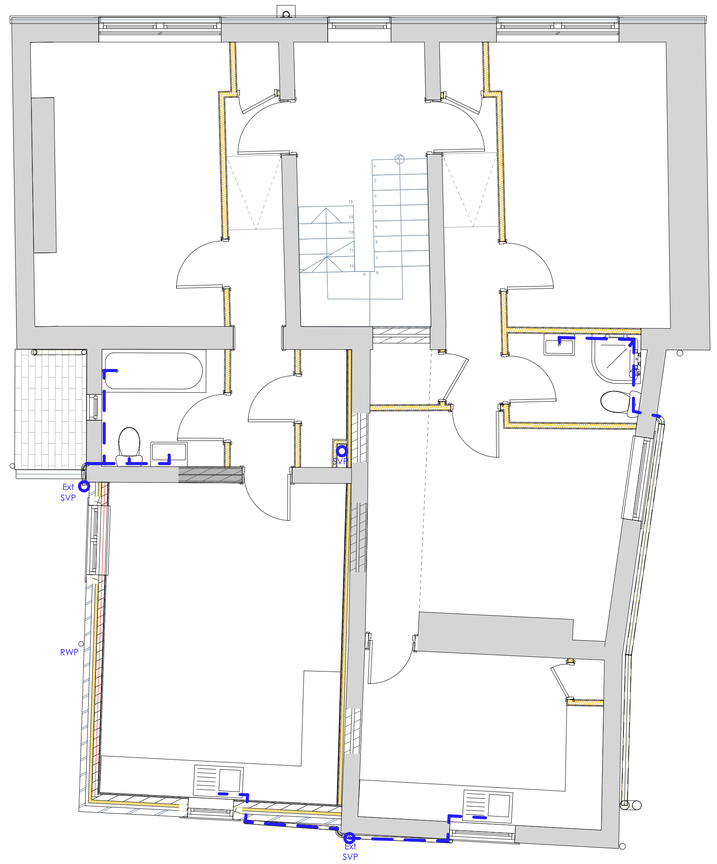

First floor Drainage 1:50

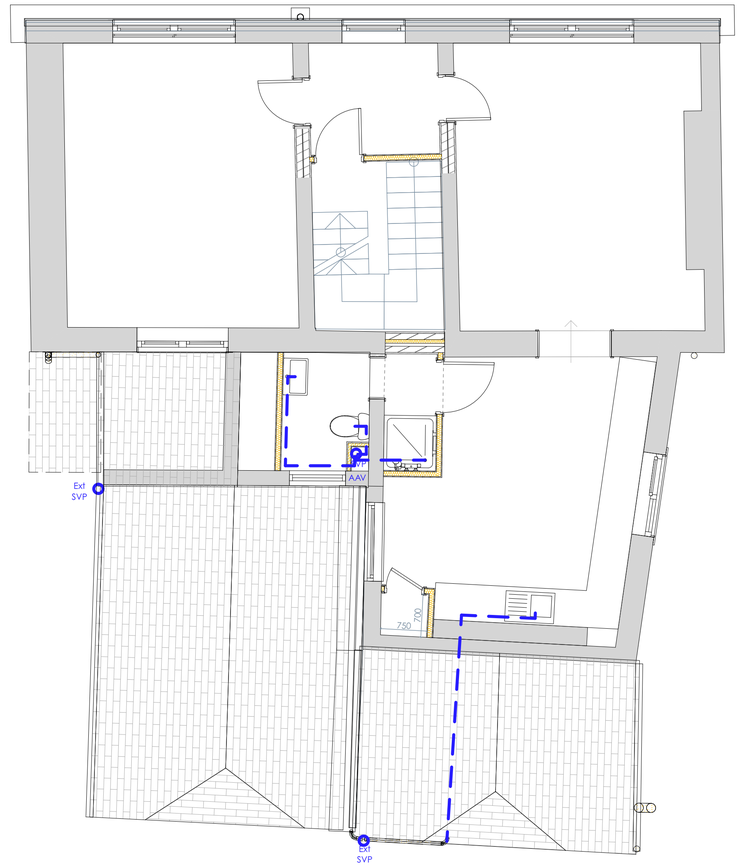

Second Floor Drainage 1:50

Indicates approx location of existing combined drain

Indicates foul drainage run below Ground floor

Indicates above floor drainage within apartments demise

SVP Soil and Vent Pipe

AAV Air Admittance Valve

RWP Rain Water Pipe

0 1m 10m

Unless otherwise specified, foul and surface drainage to utilise existing drainage runs and sewer. Pipe capacity to be investigated and confirmed by specialist/engineer.

General Notes

THIS DRAWING HAS BEEN PREPARED FROM SURVEY INFORMATION SUPPLIED BY OTHERS AND IS FOR INFORMATION PURPOSES ONLY.

© WAKE ARCHITECTS LIMITED 2017.
THIS DRAWING AND ITS CONTENTS HAS BEEN PRODUCED FOR THE CLIENT ONLY AND IS NOT INTENDED FOR ANY OTHER PERSON OR FOR ANY OTHER PURPOSE THAN THE DRAWING STATUS.

NO PART OF THIS DRAWING AND ASSOCIATED GRAPHICAL CONTENTS MAY BE REPRODUCED, COPIED, MODIFIED, ADAPTED OR DISTRIBUTED, WITHOUT THE PRIOR WRITTEN CONSENT OF THE AUTHOR.

ALL DIMENSIONS MUST BE CHECKED AND VERIFIED ON SITE PRIOR TO COMMENCEMENT OF WORK AND ARCHITECT TO BE NOTIFIED OF ANY DISCREPANCIES.

THE PARTY WALL ETC ACT 1996 CAME INTO FORCE ON 1ST JULY 1997 THROUGHOUT ENGLAND & WALES. IF YOIU INTEND TO CARRY OUT BUILDING WORK WHICH INVOLVES ONE OF THE FOLLOWING CATEGORIES:

- WORK ON AN EXG WALL OR STRUCTURE SHARED WITH ANOTHER PROPERTY (SECTION 2 OF THE ACT)
- BUILDING A FREE STANDING WALL OR WALLS OF A BUILDING UP TO OR ASTRIDE THE BOUNDARY WITH A NEIGHBOURING PROPERTY (SECTION 1 OF THE ACT)
- EXCAVATING NEAR A NEIGHBOURING BUILDING (SECTION 6 OF THE ACT)

YOU MUST FIND OUT WHETHER THAT WORK FALLS WITHIN THE ACT (YOUR PROJECT MANAGER WILL BE ABLE TO ADVISE YOU ON THIS). IF IT DOES, YOU MUST NOTIFY ALL AFFECTED NEIGHBOURS.

A NOTICE MUST BE GIVEN EVEN WHERE THAT WORK WILL NOT EXTEND BEYOND THE CENTRE LINE OF A PARTY WALL.

ALL CONSTRUCTION PROJECTS LARGE & SMALL ARE SUBJECT TO THE CDM REGULATIONS (2015). IF THE DEVELOPMENT WILL BE FOR A DOMESTIC CLIENT OR LESS THAN 30 DAYS IN DURATION THEN THE RESPONSIBILITY FOR HEALTH & SAFETY IS THEN PASSED ONTO THE MAIN CONTRACTOR. IN ALL CASES THE CLIENT MAY DEVOLVE THE RESPONSIBILITY TO A CDM PLANNING SUPERVISOR, WHO WILL ACT ON THE CLIENTS BEHALF. PLEASE REFER TO PLANNING SUPERVISOR FOR ADVICE.

BEFORE STARTING WORK YOU NEED TO CHECK IF ANY ASBESTOS IS PRESENT. IN COMMERCIAL PROPERTIES THERE SHOULD BE A PLAN/REGISTER-ASK TO SEE IT, YOU NEED TO CHECK THAT THE PLAN COVERS THE AREA OF THE BUILDING THAT YOU WILL BE WORKING IN AND IF YOU ARE DOING REFURBISHMENT WORK THAT IT INCLUDES A SURVEY THAT TELLS YOU WHAT TYPES OF ASBESTOS IS PRESENT AND ITS CONDITION. IF THERE IS NO REGISTER OR SURVEY OR THE REPORT IS NOT CLEAR-DO NOT START WORK.
NO WORKS ARE TO START ON SITE PRIOR TO DISCHARGE OF ANY / ALL PRE-START PLANNING CONDITIONS.
THE CLIENT IS AT RISK IF ANY WORKS ARE STARTED PRIOR TO APPROVAL BY APPOINTED BUILDING CONTROL BODY.

Drawing Status: BUILDING REGS

Project No: 1425
Drawing No: (0-)07
Scale @ A1: 1:50
Date: Jan 18
Drawn by: DW
Checked by: - -

Project: NEW APARTMENTS, LEEK, STAFFORDSHIRE.
Drawing: DRAINAGE PLAN.
Client: COMMERCIAL DEVELOPMENT PROJECTS.

wake architects limited.

1425 - Leek Flats Schedule of Works A.pln, 09:52, Monday, 26 February 2018, © WA Ltd 2017